



## We offer every industry standard size and grades But there is nothing 'standard' about the quality of our service

**Established in 2001, Classic Filters Ltd. manufactures high-quality, bonded microfiber filter elements and filter housing for use in both gas and liquid applications.**

Thanks to our highly-experienced team of engineers, we have developed some of the most efficient, low-cost filters, producing unparalleled flow rates and extremely low pressure drops.

Whether you need a filter element that's interchangeable with other manufacturers' filter housings, or whether you need a completely tailored, custom-built solution. We can deliver.


What's more, we can deliver quickly.

We appreciate the disruption and inconvenience that replacing a filter can cause, which is why we manufacture and deliver our products in super-quick time, to help minimize the impact that this has on your business.

We also offer local service and support to ensure that you get the best possible performance from your filtration system.

### Why Choose Classic Filters?

- Low-cost, high-quality filtration solutions
- Extensive, customer-driven product range
- Super-quick logistics and delivery
- Customer service excellence
- Unparalleled support



Take a look at our comprehensive product range to see if we have what you need to solve your filtration problems. If not, get in touch and we will make it for you, according to your particular specifications and requirements.

## Introduction and Contents

CF/2.0a/001	Introduction
CF/2.0a/002	Contents: 1
CF/2.0a/003	Contents: 2
CF/2.0a/004	Contents: 3
CF/2.0a/005	Contents: 4

## Information and Applications

CF/2.0a/006	Housing Advantages
CF/2.0a/007	Particulate & Coalescing Filtration Explained
CF/2.0a/007a	Stainless Steel Filter Housings
CF/2.0a/008	Fast Loop & Bypass Filtration
CF/2.0a/009	PTFE Membrane Applications
CF/2.0a/010	PTFE Membrane Housing Options
CF/2.0a/011	Cyclone Bypass Housings
CF/2.0a/012	Catchpot & Bubbler Housings
CF/2.0a/013	Drain Vessels for Coalescing Applications
CF/2.0a/014	Automatic Float Drains for Coalescing Applications
CF/2.0a/015	SBF Series Filter Housings with Flanges
CF/2.0a/016	Heatable Housings for Hot Gas Analysis
CF/2.0a/016a	Aluminum Filter Housings
CF/2.0a/016b	Plastic Filter Housings
CF/2.0a/017	Float Valve Housings for Automatic Flow Shut-Off
CF/2.0a/018	SiS & SeS Series Filter Housings with Differential Pressure Indicators
CF/2.0a/019	Sealing Options, Mounting Brackets and Support Cores
CF/2.0a/020	How to Select the Correct Filter Housing

## Filter Element Information

CF/2.0a/021	Disposable Type Particulate & Coalescing Filter Elements - Binders
CF/2.0a/022	Disposable Type Particulate & Coalescing Filter Elements - Grades & Dimensions
CF/2.0a/023	Stainless Steel Filter Elements
CF/2.0a/024	PTFE & PE Filter Elements
CF/2.0a/031	Air Flow Rates - Disposable Filter Elements
CF/2.0a/032	Air Flow Rates - Stainless Steel Filter Elements
CF/2.0a/033	Air Flow Rates - PTFE & PE Filter Elements
CF/2.0a/034	Liquid Flow Rates - Stainless Steel Filter Elements

## PTFE Membrane Information

CF/2.0a/040	PTFE Membrane Information - Gas Separation and Liquid/Liquid Types
CF/2.0a/041	Flow Rates - PTFE Membranes

## Disposable In-Line Filters, Adsorbers and Cartridges

CF/2.0a/050	DIF - Disposable In-Line Filters
CF/2.0a/051	DIA - Disposable In-Line Adsorbers
CF/2.0a/052	Adsorption Cartridges for Housings
CF/2.0a/053	Adsorber Columns for Granular Media
CF/2.0a/054	NN212.AD & NN232.AD - Absorber Housing
CF/2.0a/055	SS215.AD & SS235.AD - Absorber Housing
CF/2.0a/056	SS218.AD & SS238.AD - Absorber Housing

## Stainless Steel Filter Housings: SP76 Modular Sample System

	Housing Type	Material	Port Size	Pressure (psi)	Element Size
CF/2.0a/057	SH017 Series - SP76 Modular System	316L SS	SP76 Modular	5000	10.32
CF/2.0a/058	SH027 Series - SP76 Modular System	316L SS	SP76 Modular	5000	10.57

## Stainless Steel Filter Housings: 1/8" to 1/2" Line Sizes

	Housing Type	Material	Port Size	Pressure (psi)	Element Size
CF/2.0a/060	SG111 & SS112 Series	316L SS & Pyrex	1/8" & 1/4"	100 & 150	12.32
CF/2.0a/061	SS117 Series	316L SS	1/8", 1/4" & 1/2"	5000	12.32
CF/2.0a/062	SV117 Series - Inverted Coalescing	316L SS	1/8" & 1/4"	5000	12.32
CF/2.0a/063	SS119 Series	316L SS	1/8" & 1/4"	10000	12.32
CF/2.0a/064	SG121 & SS122 Series	316L SS & Pyrex	1/8" & 1/4"	100 & 150	12.57
CF/2.0a/065	SS127 Series	316L SS	1/8", 1/4" & 1/2"	5000	12.57

## Stainless Steel Filter Housings: 1/8" to 1/2" Line Sizes

	Housing Type	Material	Port Size	Pressure (psi)	Element Size
CF/2.0a/065a	SS127.MG - Filter Housing with Magnet	316L SS	1/8", 1/4" & 1/2"	5000	12.32
CF/2.0a/065b	SS125.F - Float Valve Housing	316L SS	1/8", 1/4" & 1/2"	1500	-
CF/2.0a/066	SS147 Series	316L SS	1/8" & 1/4"	5000	12.76
CF/2.0a/066a	SV127 Series - Inverted Coalescing	316L SS	1/8" & 1/4"	5000	12.57
CF/2.0a/067	SS129 Series	316L SS	1/8" & 1/4"	10000	12.57
CF/2.0a/067a	SS1210 Series	316L SS	1/4" & 3/8"	15000	12.57
CF/2.0a/067b	SS1211 Series	316L SS	1/4" & 3/8"	20000	12.57
CF/2.0a/068	SG211 & SS212 Series	316L SS & Pyrex	1/4" & 1/2"	100 & 150	25.64
CF/2.0a/069	SS215 Series	316L SS	1/4" & 1/2"	1500	25.64
CF/2.0a/070	SiS215 Series with DPI	316L SS	1/4" & 1/2"	1500	25.64
CF/2.0a/071	SV215 Series - Inverted Coalescing	316L SS	1/4" & 1/2"	1500	25.64
CF/2.0a/072	SS216 Series	316L SS	1/4" & 1/2"	3000	25.64
CF/2.0a/073	SiS216 Series with DPI	316L SS	1/4" & 1/2"	3000	25.64
CF/2.0a/074	SS218 Series	316L SS	1/4" & 1/2"	6000	25.64
CF/2.0a/075	SiS218 Series with DPI	316L SS	1/4" & 1/2"	6000	25.64
CF/2.0a/076	SS219 Series	316L SS	1/4" & 1/2"	10000	25.64
CF/2.0a/077	SiS219 Series with DPI	316L SS	1/4" & 1/2"	10000	25.64
CF/2.0a/078	SG231 & SS232 Series	316L SS & Pyrex	1/4" & 1/2"	100 & 150	25.178
CF/2.0a/079	SS225 Series	316L SS	1/4" & 1/2"	1500	25.178
CF/2.0a/080	SiS235 Series with DPI	316L SS	1/4" & 1/2"	1500	25.178
CF/2.0a/081	SV235 Series - Inverted Coalescing	316L SS	1/4" & 1/2"	1500	25.178
CF/2.0a/082	SS236 Series	316L SS	1/4" & 1/2"	3000	25.178
CF/2.0a/083	SiS236 Series with DPI	316L SS	1/4" & 1/2"	3000	25.178
CF/2.0a/084	SS238 Series	316L SS	1/4" & 1/2"	6000	25.178
CF/2.0a/085	SiS238 Series with DPI	316L SS	1/4" & 1/2"	6000	25.178
CF/2.0a/086	SS239 Series	316L SS	1/4" & 1/2"	10000	25.178
CF/2.0a/087	SiS239 Series with DPI	316L SS	1/4" & 1/2"	10000	25.178

## Stainless Steel Filter Housings: 3/4" to 1" Line Sizes

	Housing Type	Material	Port Size	Pressure (psi)	Element Size
CF/2.0a/088	SS325 Series	316L SS	3/4" & 1"	1500	38.152
CF/2.0a/089	SiS325 Series with DPI	316L SS	3/4" & 1"	1500	38.152
CF/2.0a/090	SS326 Series	316L SS	3/4" & 1"	3000	38.152
CF/2.0a/091	SiS326 Series with DPI	316L SS	3/4" & 1"	3000	38.152
CF/2.0a/091a	SS337 Series	316L SS	3/4" & 1"	5000	38.178
CF/2.0a/092	SS328 Series	316L SS	3/4" & 1"	6000	38.152
CF/2.0a/093	SiS328 Series with DPI	316L SS	3/4" & 1"	6000	38.152

## Stainless Steel Filter Housings: 3/4" to 2" Line Sizes

	Housing Type	Material	Port Size	Pressure (psi)	Element Size
CF/2.0a/094	SG421	316L SS & Pyrex	3/4" & 1"	100	51.230
CF/2.0a/095	SS424 Series	316L SS	3/4" & 1"	500	51.230
CF/2.0a/096	SS425 & SHS425 Series	316L SS	1" to 2"	1500	51.230
CF/2.0a/097	SS426 & SHS426 Series	316L SS	1" to 2"	3000	51.230
CF/2.0a/098	SS428 & SHS428 Series	316L SS	1" to 2"	6000	51.230
CF/2.0a/099	SS434 Series	316L SS	3/4" & 1"	500	51.476
CF/2.0a/100	SS435 & SHS435 Series	316L SS	1" to 2"	1500	51.476
CF/2.0a/101	SS436 & SHS436 Series	316L SS	1" to 2"	3000	51.476
CF/2.0a/102	SS438 & SHS438 Series	316L SS	1" to 2"	6000	51.476

## Stainless Steel Heatable Filter Housings

	Housing Type	Material	Port Size	Pressure (psi)	Element Size
CF/2.0a/110	HST Series	316L SS	1/8" & 1/4"	100	12.32 to 25.178
CF/2.0a/111	HRT Series	316L SS	1/4"	100	25.64 & 25.178
CF/2.0a/112	HSS Series	316L SS	1/4"	100	25.64 & 25.178
CF/2.0a/113	HRS Series	316L SS	1/4"	100	25.64 & 25.178

## Stainless Steel Fast Loop, In-Line and End-of-Line Filter Housings

	Housing Type	Material	Port Size	Pressure (psi)	Element Size
CF/2.0a/115	SF Series - Fast Loop (Bypass) Type	316L SS & Pyrex	1/4" & 1/2"	1500 & 5000	12.32 to 25.178
CF/2.0a/116	SL Series - In-Line Type	316L SS	1/4" & 1/2"	1500 & 5000	12.32 to 25.178
CF/2.0a/117	SE Series - End-of-Line Type	316L SS	1/4" & 1/2"	-	12.32 to 25.64
CF/2.0a/118	SO Series - End-of-Line Type	316L SS	1/4" & 1/2"	-	12.32 to 25.178

## Stainless Steel Drain Vessels & Automatic Drains

	Housing Type	Material	Port Size	Pressure (psi)
CF/2.0a/120	DN103 Series	316L SS & PA	1/8" & 1/4"	230
CF/2.0a/121	DF105 Series	316L SS	1/8" to 1/2"	500
CF/2.0a/130	DG111 & DS112 Series	316L SS & Pyrex	1/8" & 1/4"	100 & 150
CF/2.0a/131	DG121 & DS122 Series	316L SS & Pyrex	1/8" & 1/4"	100 & 150
CF/2.0a/131b	DS127 Series	316L SS	1/8" & 1/4"	5000
CF/2.0a/132	DG211 & DS212 Series	316L SS & Pyrex	1/8" & 1/4"	100 & 150
CF/2.0a/133	DS215 Series	316L SS	1/4" & 1/2"	1500
CF/2.0a/134	DG231 & DS232 Series	316L SS & Pyrex	1/8" & 1/4"	100 & 150
CF/2.0a/135	DS235 Series	316L SS	1/4" & 1/2"	1500

## Stainless Steel Differential Pressure Indicators

	Housing Type	Material	Pressure (psi)
CF/2.0a/139	SSDPI Series	316L SS	400-1050

## Regulators & Filter Regulators

	Housing Type	Material	Port Size	Pressure (psi)	Element Size
CF/2.0a/140	RSP103 & RSS103 Series	316L SS	1/8" & 1/4"	250	-
CF/2.0a/141	RSP113 Series	316L SS	1/8" & 1/4"	250	12.32
CF/2.0a/142	RSS113 Series	316L SS	1/8" & 1/4"	250	12.32
CF/2.0a/143	RSP123 Series	316L SS	1/8" & 1/4"	250	12.57
CF/2.0a/144	RSS123 Series	316L SS	1/8" & 1/4"	250	12.57

## PTFE-Membrane Housings: 1/8" to 1/2" Line Sizes

	Housing Type	Material	Port Size	Pressure (psi)	Membrane Size
CF/2.0a/148	FML101 Series	PTFE	1/4" Spigot	100	MT.33
CF/2.0a/149	System	316L SS	SP76 Modular	1500	MT.19
CF/2.0a/150	SM015 Series	316L SS	1/16" & 1/8"	1500	MT.19
CF/2.0a/150a	GSM105 Series	316L SS	1/8" & 1/4"	1500	MT.33
CF/2.0a/150b	FM101 Series	PTFE	1/4" & 1/2"	100	MT.33
CF/2.0a/151	SM106 Series	316L SS	1/8" & 1/4"	3000	MT.33
CF/2.0a/152	STM105 Series	316L SS	1/8" & 1/4"	1500	2x MT.47
CF/2.0a/152a	FM201 Series	PTFE	1/4" & 1/2"	100	MT.61
CF/2.0a/153	SM202 Series	316L SS	1/4" & 1/2"	150	MT.61
CF/2.0a/154	SM206 Series	316L SS	1/4" & 1/2"	3000	MT.61
CF/2.0a/155	SMD206 Series	316L SS	1/4" & 1/2"	3000	MT.61
CF/2.0a/156	SML206 Series	316L SS	1/4" & 1/2"	3000	MT.61
CF/2.0a/157	SM304 Series	316L SS	1/8" & 1/4"	500	MT.89
CF/2.0a/158	STM304 Series	316L SS	1/4" & 1/2"	500	2x MT.89
CF/2.0a/159	SML304 Series	316L SS	1/4" & 1/2"	500	MT.89
CF/2.0a/160	STML304 Series	316L SS	1/4" & 1/2"	500	2x MT.89
CF/2.0a/162	FM111 Series - Combination Housing	PTFE	1/8" & 1/4"	100	12.32 & MT.33
CF/2.0a/163	SM115 Series - Combination Housing	316L SS	1/8" & 1/4"	1500	12.32 & MT.33
CF/2.0a/163a	FGM121 Series - Combination Housing	PTFE & Pyrex	1/8" & 1/4"	100	12.57 & MT.33
CF/2.0a/163b	FM121 Series - Combination Housing	PTFE	1/8" & 1/4"	100	12.57 & MT.33
CF/2.0a/164	SM125 Series - Combination Housing	316L SS	1/8" & 1/4"	1500	12.57 & MT.33
CF/2.0a/165	SM215 Series - Combination Housing	316L SS	1/4" & 1/2"	1500	25.64 & MT.61
CF/2.0a/166	SM235 Series - Combination Housing	316L SS	1/4" & 1/2"	1500	25.178 & MT.61

## Stainless Steel Cyclone Filter Housings

	Housing Type	Material	Port Size	Pressure (psi)	Filter Disc Size
CF/2.0a/169	STW106 Series	316L SS	1/8" & 1/4"	3000	2x FD.33
CF/2.0a/170	SW205 Series	316L SS	1/4" & 1/2"	1500	FD.64

## Aluminum Filter Housings: 1/8" to 1/2" Line Sizes

	Housing Type	Material	Port Size	Pressure (psi)	Element Size
CF/2.0a/200	AN112 Series	AL & PA	1/8" & 1/4"	150	12.32
CF/2.0/201	AA113 Series	AL & PA	1/8" & 1/4"	17	12.32
CF/2.0/202	AN122 Series	AL & PA	1/8" & 1/4"	10	12.57
CF/2.0/203	AA123 Series	AL & PA	1/8" & 1/4"	17	12.57
CF/2.0a/204	AN212 Series	AL & PA	1/4" & 1/2"	150	25.64
CF/2.0a/205	AiN212 Series	AL & PA	1/4" & 1/2"	150	25.64



**Aluminum Filter Housings: 1/8" to 1/2" Line Sizes**

	Housing Type	Material	Port Size	Pressure (psi)	Element Size
CF/2.0a/206	AA213 Series	AL & PA	1/4" & 1/2"	250	25.64
CF/2.0a/207	AiA213 Series	AL & PA	1/4" & 1/2"	250	25.64
CF/2.0a/208	AA214 Series	AL & PA	1/8" & 1/4"	500	25.64
CF/2.0a/209	AN232 Series	AL & PA	1/4" & 1/2"	150	25.178
CF/2.0a/210	AiN232 Series	AL & PA	1/8" & 1/4"	150	25.178
CF/2.0a/211	AA233 Series	AL & PA	1/4" & 1/2"	250	25.178
CF/2.0a/212	AiA233 Series	AL & PA	1/4" & 1/2"	250	25.178
CF/2.0a/213	AA323 Series	AL	3/4" & 1"	250	38.152
CF/2.0a/214	AA423 Series	AL	3/4" & 1"	250	38.152
CF/2.0a/214a	AA433 Series	AL	3/4" & 1"	500	38.152
CF/2.0a/215	AA423 Series	AL	1&1/2"&2"	250	51.476
CF/2.0a/216	AiA423 Series	AL	1&1/2"&2"	250	51.230
CF/2.0a/217	AA433 Series	AL	1&1/2"&2"	250	51.476
CF/2.0a/218	AiA433 Series	AL	1&1/2"&2"	250	51.476

**Aluminum End-of-Line Filter Housings**

	Housing Type	Material	Port Size	Element Size
CF/2.0a/220	AE Series	AL	1/8" to 1/2"	12.32 to 25.64
CF/2.0a/221	AO Series	AL	1/8" to 1/2"	12.32 to 25.178

**Aluminum Filter Regulators**

	Housing Type	Material	Port Size	Pressure (psi)	Element Size
CF/2.0a/225	RAN112 - Filter Regulator	AL & PA	1/8" to 1/4"	150	12.32
CF/2.0a/226	RAA113 - Filter Regulator	AL	1/8" to 1/4"	150	12.32
CF/2.0a/227	RAN122 - Filter Regulator	AL & PA	1/8" to 1/4"	150	12.57
CF/2.0a/225	RAA123 - Filter Regulator	AL	1/8" to 1/4"	150	12.57

**Brass Filter Housings**

	Housing Type	Material	Port Size	Element Size
CF/2.0a/250	BB213 Series	Brass	1/4" to 1/2"	25.64

**PTFE Filter Housings**

	Housing Type	Material	Port Size	Pressure (psi)	Element Size
CF/2.0a/300	FF111 Series	PTFE	1/8" & 1/4"	100	12.32
CF/2.0a/301	FF121 Series	PTFE	1/8" & 1/4"	100	12.57
CF/2.0a/302	FG121 Series	PTFE & Pyrex	1/8" & 1/4"	100	12.57
CF/2.0a/303	FF211 Series	PTFE	1/4" & 1/2"	100	25.64
CF/2.0a/304	FG211 Series	PTFE & Pyrex	1/4" & 1/2"	100	25.64
CF/2.0a/305	FF231 Series	PTFE	1/4" & 1/2"	100	25.178

**Polyamide (Nylon) Filter Housings**

	Housing Type	Material	Port Size	Pressure (psi)	Element Size
CF/2.0a/310	NN112 Series	PA	1/8" & 1/4"	150	12.32
CF/2.0a/311	NN122 Series	PA	1/8" & 1/4"	150	12.57
CF/2.0a/311a	NN122.F Series	PA	1/8" & 1/4"	150	-
CF/2.0a/312	NL121 Series	PA	1/8" & 1/4"	100	12.57
CF/2.0a/313	NL141 Series	PA	1/8" & 1/4"	100	12.32 & 12.35
CF/2.0a/314	NT Series	PA	1/8" & 1/4"	100	12.32 & 12.57
CF/2.0a/315	NNS Series	PA	1/8" & 1/4"	100	25.30 & 25.35
CF/2.0a/316	NN212 Series	PA	1/4" & 1/2"	150	25.64
CF/2.0a/316a	NN212.F Series	PA	1/4" & 1/2"	150	-
CF/2.0a/317	NN232 Series	PA	1/4" & 1/2"	150	25.178

**Polypropylene Filter Housings**

	Housing Type	Material	Port Size	Pressure (psi)	Element Size
CF/2.0a/320	PP111 Series	PP	1/8" & 1/4"	100	12.32
CF/2.0a/321	PP121 Series	PP	1/8" & 1/4"	100	12.57
CF/2.0a/322	PP211 Series	PP	1/4" & 1/2"	100	25.64

**PVDF Filter Housings**

	Housing Type	Material	Port Size	Pressure (psi)	Element Size
CF/2.0a/330	KK121 Series	PVDF	1/8" & 1/4"	100	12.57
CF/2.0a/331	KK211 Series	PVDF	1/4" & 1/2"	100	25.64
CF/2.0a/332	KK231 Series	PVDF	1/4" & 1/2"	100	25.178

## Why Classic Filters?

Our high-quality filter housings and elements enable the effective and efficient removal of contaminants from both gas and liquid applications. From coalescing to particulate filtration, we ensure that, for whatever purpose our filters are used, they perform to unrivalled standards.

## Filter Element Selection



A huge range of filter element types and grades give increased flexibility,

Our filter housings and elements are available in a wide variety of materials, delivering you a robust, tailor-built filtration solution to suit your particular requirements. Materials include:

- |                        |                 |            |
|------------------------|-----------------|------------|
| • 316L Stainless Steel | • Aluminum      | • PTFE     |
| • Nylon                | • Polypropylene | • PVDF     |
| • Hastelloy            | • Monel         | • Titanium |
| • Brass                | • Duplex        | • Inconel  |

## Special or Custom Products

Need an unconventional or bespoke filter element and housing?

No problem.

Our skilled designers and engineers will work alongside you to build a custom-made solution that suits your particular filtration requirements and specifications. Get in touch today for a no obligation consultation on how we can meet your needs.

**Special Materials** With a plethora of materials, from the most exotic metals through to standard Aluminum and ordinary nylon, we can design and manufacture the most suitable filter housings and elements to suit you and your company's needs. We specialize in exotic materials such as, Hastelloy, Monel, and Titanium.

**Special Ports** Threaded ports and flange connections can be manufactured to specification, ensuring you receive a filter that fits seamlessly with your existing instruments and machinery.

Head to bowl seal features an o-ring in a separate groove



Filter housing feature a separate element retainer and tie rod that allows self-sealing filter media to be used



Filter housing available with or without a drain port. Some housings also available with a manual drain



# Particulate & Coalescing Filtration

## Types of Filtration

Our high-quality filter housings and elements enable the effective and efficient removal of contaminants from both gas and liquid applications. From coalescing to particulate filtration, we ensure that, for whatever purpose our filters are used, they perform to unrivalled standards.

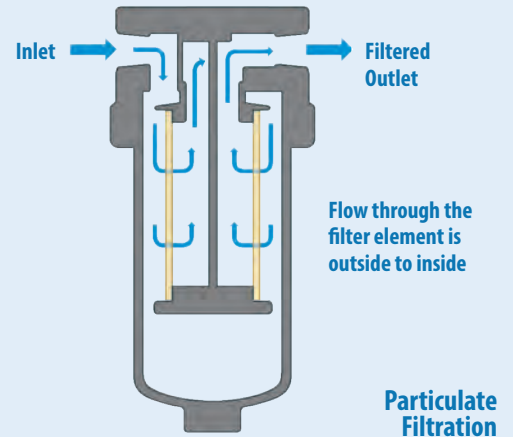
## Particulate Filtration

If particulate filtration is what you need, we offer a huge selection of robust, effective solutions to meet - and in some cases exceed - your requirements.

The service life of our high-efficiency filter elements are maximised thanks to superior design and engineering, so you can be sure of the most cost-effective, durable solution to your filtration needs.

Essentially, particulates are removed from gas and liquids using a two-port filter housing and particulate-type filter element specifically designed for this purpose.

Support cores should be used with a disposable filter element in liquid filtration applications.



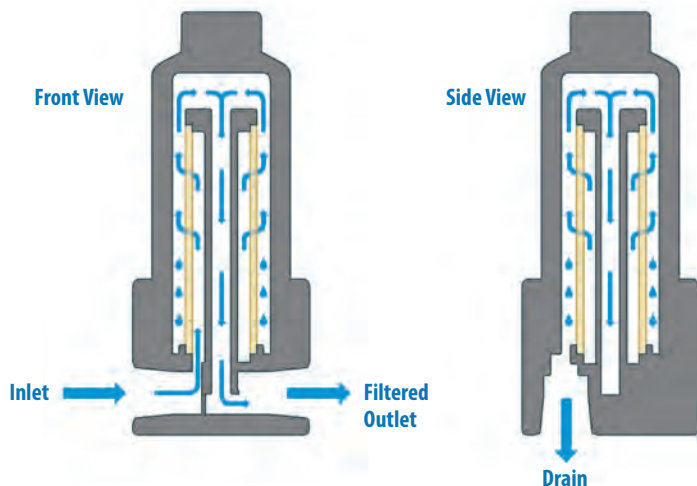
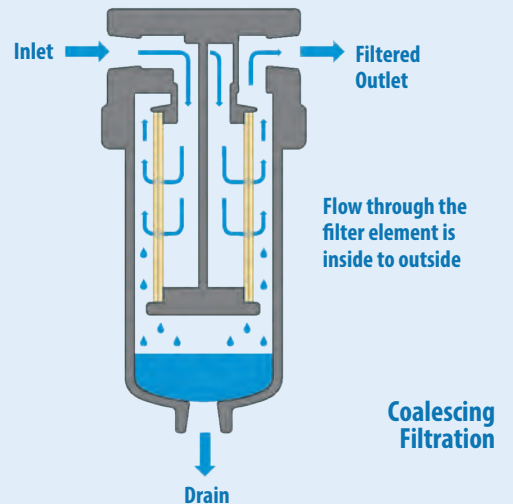
## Coalescing Filtration

Processes and systems that require the separation of liquid aerosols and droplets from gas need a coalescing filter.

This type of filter element essentially comprises of two parts, an inner and an outer layer. The inner layer consists of a high-efficiency coalescing stage whilst the outer layer is a courser stage used for drainage.

Any liquid aerosols or droplets are caught within the fine fibres of the inner layer, eventually accumulating to the extent that they are forced to the outer layer of the filter element and in to the 'bowl' of the housing.

Our SV series coalescing housings offer a super-efficient filtration solution with the benefit of an inverted position of the housing ensuring easy servicing without disconnecting the drain port fittings.



As well as our standard stocked housings we offer a service to create custom housings to suit your application. Just let us know what you need.

Coalescing filters can be seen as multifunctional filtration solutions thanks to their ability to filter particulates just as efficiently as they coalesce aerosols and droplets. Meaning, if you have an application that requires both types of filtration, a coalescing filter is ideal.

# Stainless Steel Filter Housings

With the widest selection of stainless steel filter housings available, Classic Filters is almost certain to have the housing that meets your particular needs. If not, we'll build you one from scratch.

As well as our standard filter housings, we also offer custom-made filter housings in plastic to suit your OEM or special application. While we traditionally supply the instrumentation and analyser sample system markets, our filters can be used in a huge range of industries and applications.

Constructed entirely from 316L stainless steel, all our stock stainless steel filter housings are free of welds to comply with NACE MR-01-75. Each filter housing has a serial number to offer complete traceability of the material right back to the mill. Material certificates to EN 10204-3.1 can be supplied with the filter housing.



## High Pressure to 20000 psi

With ports from 1/8" to 1" NPT and pressure ratings from 100 to 15000 psi available from stock, our filter housings can be used in a wide range of environments and situations. Housings are available up to 20000 psi and they can also be used under vacuum.

## CE Marks and the Pressure Equipment Directive

All our filter housings comply with the requirements of the Pressure Equipment Directive (97/23/EC) and have CE marks if required. Non CE marked housings conform to SEP requirements. We can even produce a one-off special with CE marks.

## Exotic Materials

Need something more exotic than 316L stainless steel? No matter how exotic your requirements, Classic Filters can supply materials to match. We can produce housings in a range of materials including Titanium, Hastelloy, Monel and Inconel. Just let us know your requirements.

## Filter Housing Options

A range of filter housing options can be supplied, including various seal types, as well as special port configurations, extra ports, special lengths and other design features.



Filter housing can also be supplied with Pyrex glass bowls for visual monitoring of the filter element. These are suitable for applications up to 100 psi.



# Fast Loop & Bypass Applications

These filters are ideally suited to heavily contaminated applications since the element is thoroughly and continuously flushed by the high flow-rate stream through the housing.

Again, the cost-effectiveness and service-life of your filter element are our main concern, ensuring only the low-flow stream to the analyser is being filtered.

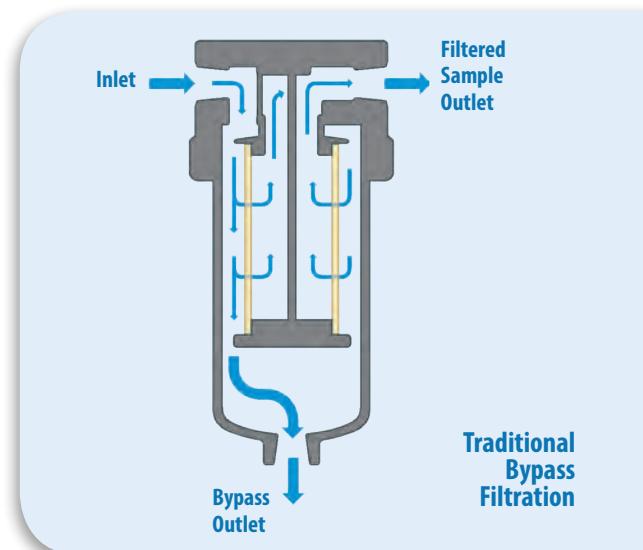
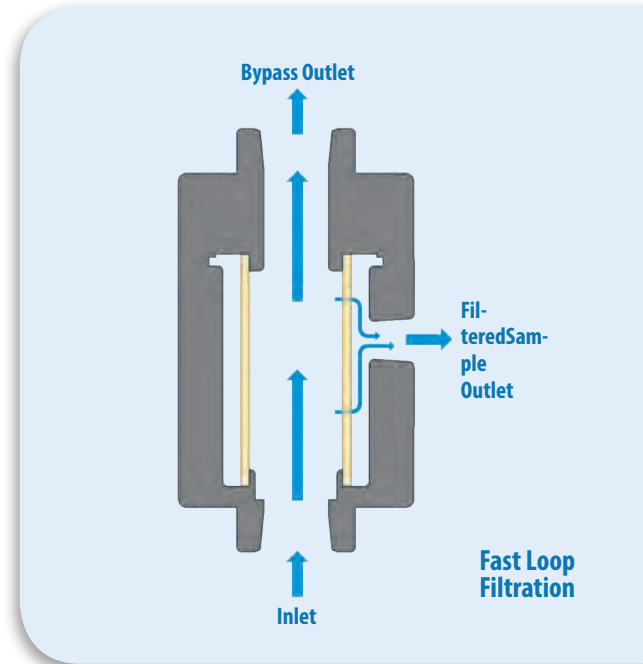
## Traditional Bypass Filtration

Our fast-loop filtration solutions go against the grain of the traditional three-port T-shape filter design, bringing with it the advantages of continued flushing on the filter element to remove heavy contaminants downstream. A reduced housing volume improves the response time.



If you still want to use the traditional style of housing in your system - no problem, our T-shaped housings can still be used.

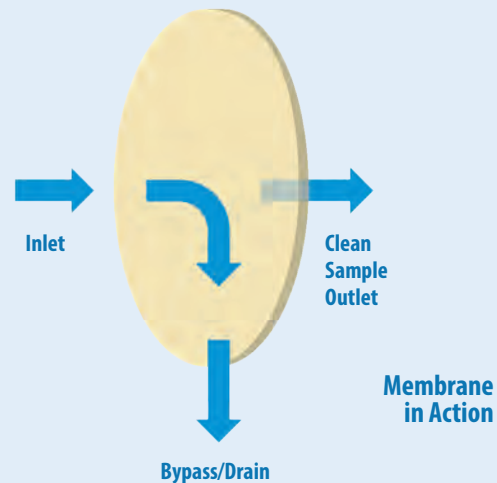
As well as our standard stocked housings we offer a service to create custom housings to suit your application. Just let us know what you need.



# PTFE Membrane Applications

One of our most innovative filtration solutions available, PTFE membranes are perfectly suited for separating liquid from gas molecules, allowing for a pure gas sample to be produced for the protection of analysers and other instruments. We can also separate two liquid phases if required.

A porous PTFE membrane is supported by a sintered, porous stainless steel disc on the outlet side.



The effective combination of carefully manufactured components prevents 100% of liquid molecules from flowing through the membrane; allowing only molecules of gas to pass. Any liquid removed flows through to the drain port. This port can also be used as a bypass function for the main flow.

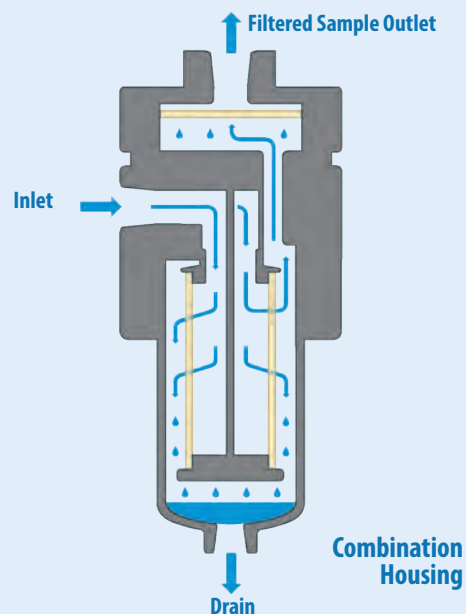
A range of membranes designed to separate two liquid phases are also available as well as an hydrophobic/oleophobic membrane to remove water and oils from a gas stream.

## Combination Housing with Filter Element and Membrane

When used in conjunction with a filter element, the service-life of the PTFE membrane can be extended significantly, allowing the filter element to remove the bulk of the liquid before it reaches the membrane.

Just ask us about 'combination filters' when you get in touch.

As well as our standard stocked housings we offer a service to create custom housings to suit your application. Just let us know what you need.



# PTFE Membrane Housing Options

## Liquid Block

**This option will stop the flow of the gas sample through the PTFE if the differential pressure becomes too high.**

If the PTFE membrane becomes flooded the increase in pressure drop can cause liquid to be forced through the membrane.

The valve in the housing plug will automatically close when a high differential pressure occurs and shut off the flow.



### Ordering information

To order a membrane housing with this option, simply add the suffix .LB to the housing designation; so for example SM106.221.LB

## Twin Support Discs

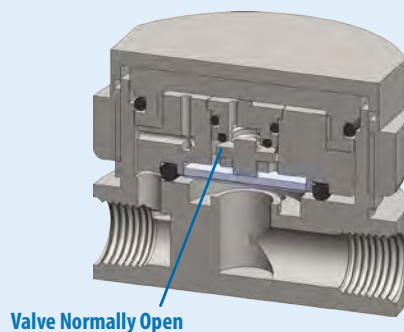
**On standard membrane housings the PTFE membrane is supported by a sintered, porous stainless steel disc on the outlet side. The Twin Disc option adds another sintered support disc to the front face of the PTFE membrane.**

If the flow is reversed during normal operation there is a chance that the PTFE membrane can be damaged. The second support disc on the front face of the membrane will keep it in place and prevent any damage

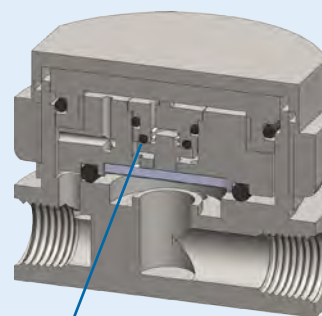
### Ordering information

To order a membrane housing with this option, simply add the suffix .TD to the housing designation; so for example SM106.221.TD

**As well as our standard stocked housings we offer a service to create custom housings to suit your application. Just let us know what you need.**




Valve Normally Open



Valve closed due to excessive pressure drop across face of the PTFE membrane

**Liquid Block Valve in Action**



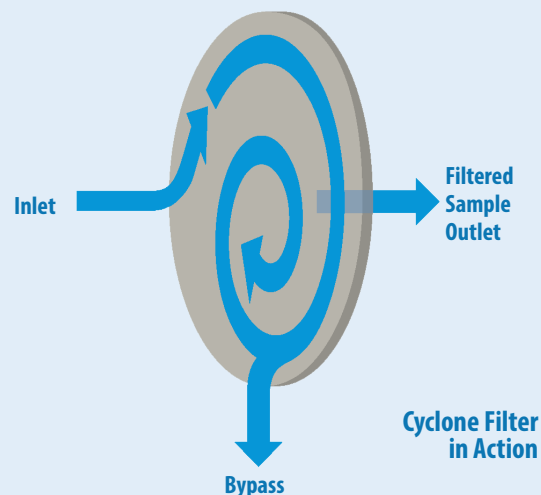
**Twin Support Disc Option**



# Cyclone Bypass Applications

Our cyclone filter applications are one of the most innovative, low-maintenance solutions for gas and liquid filtration.

The contaminated sample initially enters an angled inlet port, creating a cyclone effect in which the contaminants are filtered via a filter disc. Any particulates are blocked by the filter disc and carried to the bypass port at the bottom of the housing. The clean sample is allowed to pass through the sintered stainless steel filter disc to the sample outlet port.



Due to this cyclone effect, the filter disc is kept clean for a long period of time, extending the period required between service intervals when compared to standard filters.

Even when a service is due, the procedure is incredibly quick thanks to the 'threaded cap' design of the housing, allowing for easy access to, and replacement of, the filter disc.

## Stainless Steel Filter Discs

Our stainless steel filter discs are ultra-durable solutions to particulate filtration, especially in liquid applications. Several layers of 316 mesh are sintered together to form an integrated porous filter, with coarse mesh providing support and protection to the finer, central mesh.

Filter discs are stocked in grades, 2, 5, 10, 20, 40, 100, and 200 micron.

As well as our standard stocked housings we offer a service to create custom housings to suit your application. Just let us know what you need.





# Catchpot & Bubbler Applications

## Catchpots

This clever accessory is ideal for highly contaminated applications, allowing you to overcome the common problem of flooding within your coalescing filter elements if large slugs of liquid are present.

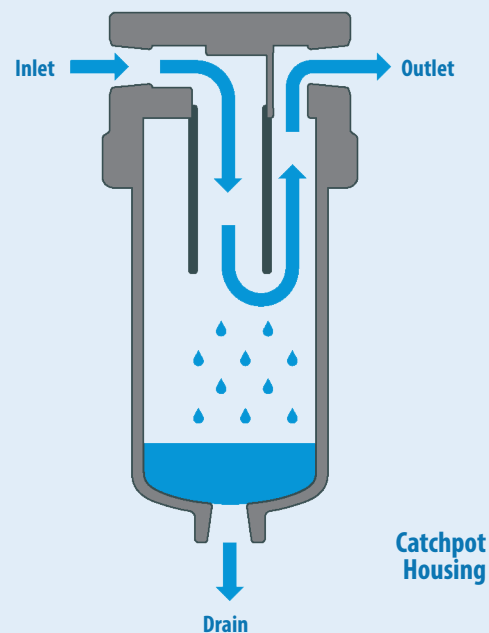
Catch pots essentially 'catch' the bulk of the liquid contaminant before it reaches the filter, hence the name 'catchpot'.

We can modify any of our existing selection of filter housing to accommodate a catchpot tube, or we can build a completely unique catchpot from scratch.

Whatever your requirements, we can deliver.

### Ordering information

To order a catch pot on one of our existing housing designs, simply add the suffix .CP to the housing designation; so for example SS127.221.CP or AA213.461.CP



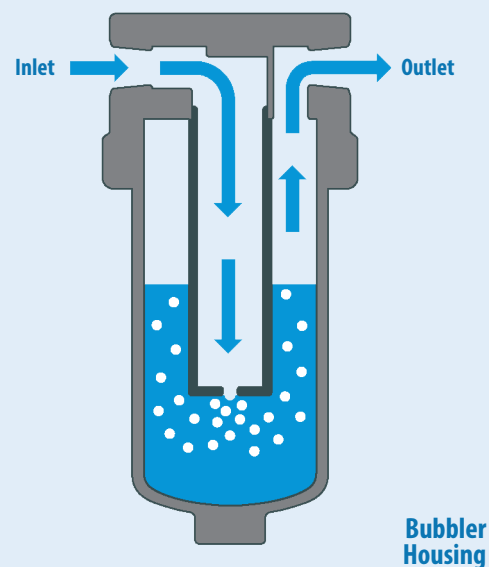
## Bubblers

Bubblers are another accessory that we offer on our existing housing range and also within custom-built filtration solutions.

These appropriately named, innovative pieces of equipment allow gas to pass through liquid. A typical example would be to maintain a relative humidity in a sample through added liquid in vapour form.

### Ordering information

To order a bubbler on one of our existing housing designs, simply add the suffix .BB to the housing designation; so for example SS127.201.BB or AA213.461.BB



As well as our standard stocked housings we offer a service to create custom housings to suit your application. Just let us know what you need.

Low or negative pressure gas sample systems can be problematic when it comes to removing the coalesced liquids from the 'bowl' of the housing. Dismantlement of a filter housing, in this situation, would lead to a temporary lack of pressure in the system.

That's why we offer a purpose-built drain vessel installation to suit most of our existing range of filter housings.

These carefully designed vessels allow for the isolation of liquid contaminants, whilst avoiding any negative impact on system.

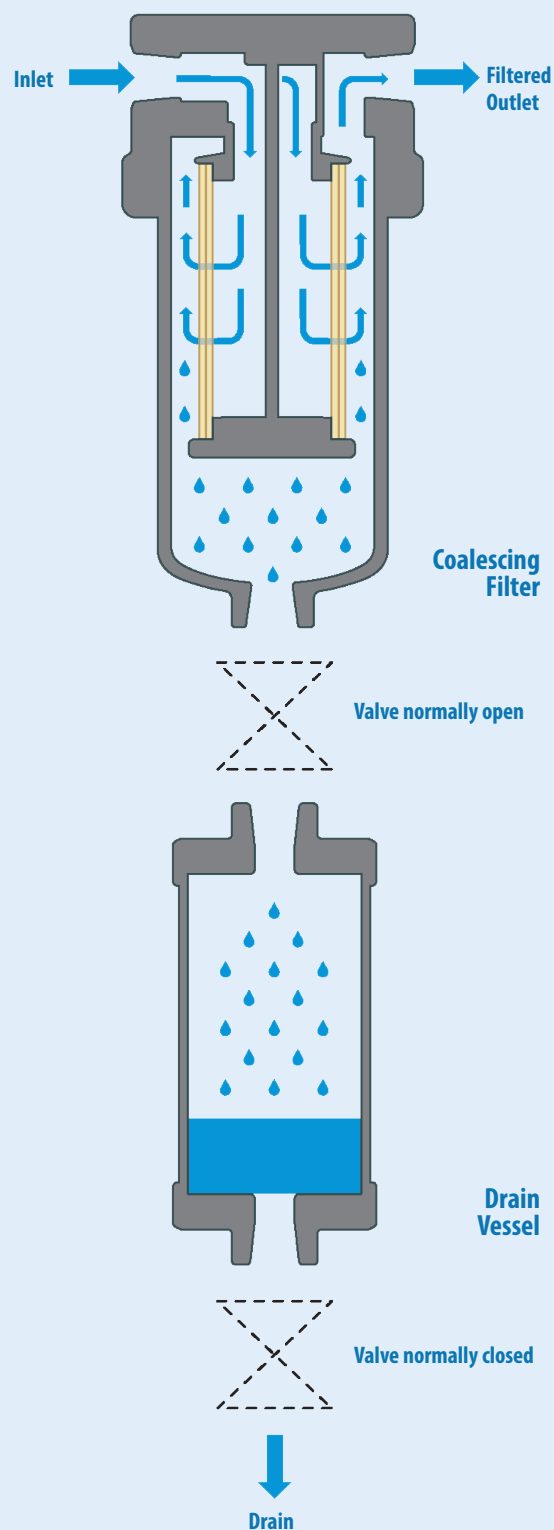
Drain vessels can also be used in other applications in order to expand the volume of waste liquid that filter housings can hold, thus extending the requisite time between service intervals.



**Facing the same problem with a high-pressure application?**

We can manufacture drain vessels for this purpose too; get in touch for a no-obligation chat.

As well as our standard stocked housings we offer a service to create custom housings to suit your application. Just let us know what you need.



# Automatic Float Drains

**To remove liquids automatically from a system with a positive pressure we have two solutions -**

The DF105 series automatic float drain uses a unique diaphragm operated valve and is constructed entirely from 316L stainless steel for use in corrosive applications.

Water drains from the coalescing housing into the drain body and as the water level increases a float controls the diaphragm operation of the valve. Once the water is drained the float returns to the rest position and the valve closes.



DN103 and DF105 Automatic Float Drains



For lower pressure non-corrosive applications the DN103 series automatic float drain uses a self-contained plastic float mechanism to remove water in a similar way to the DF105 series.

**As well as our standard stocked housings we offer a service to create custom housings to suit your application. Just let us know what you need.**

# SBF Flanged Housings

**The SBF flanged housings are designed to be weld-free. The heads are machined from solid stainless steel psi.**

By removing the welding process the costly additional documentation, approvals and testing for CE marking are eliminated.

Various flange types and pressure rating are offered as standard. Sizes from 1/2" up to 2" can be produced.



**SBF Series Housing**



Several flange types and sizes are available as standard designs and are based on our SS series housings

## Special Designs

**Need an unconventional or bespoke housing?**

**No problem.**

**Our skilled designers and engineers will work alongside you to build a custom-made solution that suits your needs.**

**Just let us know what you need.**

## Flange Types Available Include -

- ASME/ANSI B16.5 - 1996 - Pipe Flanges and Flanged Fittings
- British Standard BS 4504 - Section 3.1:1989 - Circular Flanges for Pipes, Valves and Fittings
- SAE J 518 C - SAE Flanges Standard



# Heatable Housings

**These housings are specifically engineered for hot gas analysis, in particular, diesel exhaust – this gas has an especially high dew-point, so to prevent condensation during analysis the sample must be heated.**

In essence then, these housings offer the same level of quality as all our stainless steel housing, but with the added benefits of a housing designed for a specific application.

Filter elements used heatable housings can be replaced quickly and easily (even at operating temperatures) thanks to a quick-release bayonet connection, thus minimising disruption to your analysis and operations.

Optional configurations of the ports and internals include a support core or a tie rod and element retainer.

Disposable, S-type filter elements are perfect for heated applications when used in tandem with Heatable Housings

**As well as our standard stocked housings we offer a service to create custom housings to suit your application. Just let us know what you need.**

Heatable housings available  
in a wide range of sizes



Several port and internal options are available and housings have threaded mounting bracket holes as standard



Quick-release bayonet connection for the head to bowl

# Aluminum Filter Housings

If you use compressed air for instrument or industrial applications, efficiency and flow-rate are of paramount importance. Aluminum filter housings for particulate and coalescing filter applications

Classic Filters' high-efficiency Aluminum filter housings are purpose built for compressed air applications in mind. With a wide selection of port sizes and pressure ratings available, we will provide a high efficiency filtration solution to suit your application requirements.

## Special Filter Housings and OEM Applications

Does your application have special filter requirements? As well as our standard housings we also offer bespoke filter housings manufactured in plastic to suit your OEM product or special application. Contact our team with your requirements today.

## High Pressure to 3600 psi

With ports ranging from 1/8" to 2" NPT and pressure ratings from 100 to 500 psi available from stock, our filter housings can be used in a wide range of environments and situations. Of course if you need very high pressures we have make Aluminum filter housings up to 3600 psi and our stainless steel filter housings are also available.



## Catchpot Housings

If there is a high chance of bulk liquid flowing through the line with the compressed air to the coalescing filter it is good practice to use a catchpot before the coalescing filter to increase the performance and prevent the filter element from flooding.

## Filter Housing Options

A range of filter housing options can be supplied with a variety of seal types and other options to suit your needs.



## Special Designs?

Need an unconventional or bespoke housing?

No problem.

Let our skilled designers & engineers take care of every aspect including:

- Port Sizes
- OEM Labeling
- Differential Pressure Indicators
- Automatic/Manual Drains
- Sealing Types

Available in Nylon, Polypropylene, PTFE or PVDF, Classic Filters offer a range of low-cost plastic filter housing solutions that deliver high-performance corrosion resistance.

## Materials: PA, PP, PTFE and PVDF

PTFE filter housings are machined from solid PTFE bar and have a 316L stainless steel collar on the outside of the head to increase the strength of the head to bowl connection. When the PTFE filter housings are used with our PTFE filter elements a 100% PTFE filter solution is available. Other plastic filter housings are moulded in quality, high-performance materials

Our plastic filter housings are ideal for emissions and environmental filter applications as well as other OEM filter applications requiring a low-cost solution. They can be used for both particulate and coalescing applications. They can be supplied as catchpots and bubbler housings. They can also be fitted with adsorber cartridges.

Port sizes from 1/8" up to 1/2" help to offer great flexibility from this range of products and the can be supplied with or without drain ports.



**NN1221 Double Element Filter Housing**

## Special Filter Housings and OEM Applications

Does your application have special filter requirements? In addition to standard filter housings, Classic Filters offers custom-made filter housings based on our proven NL, NT and NNS housings that are ideal for OEM or special applications.

Let us know what you need.



**NNS241.211 Filter Housing**



# Float Valve Housing

Float valve housings are an essential filtration tool when gas is being drawn to an analyser or other instrument, preventing the carry-over of bulk liquids. Normally these are used after coalescing filter housing as a safety device.



## Ordering information

Two sizes of plastic housing can be supplied: The small NN122 or the larger capacity NN212.

To order this type of housing, simply add the suffix .F to the housing part number; so for example NN122.161.F or NN212.261.F

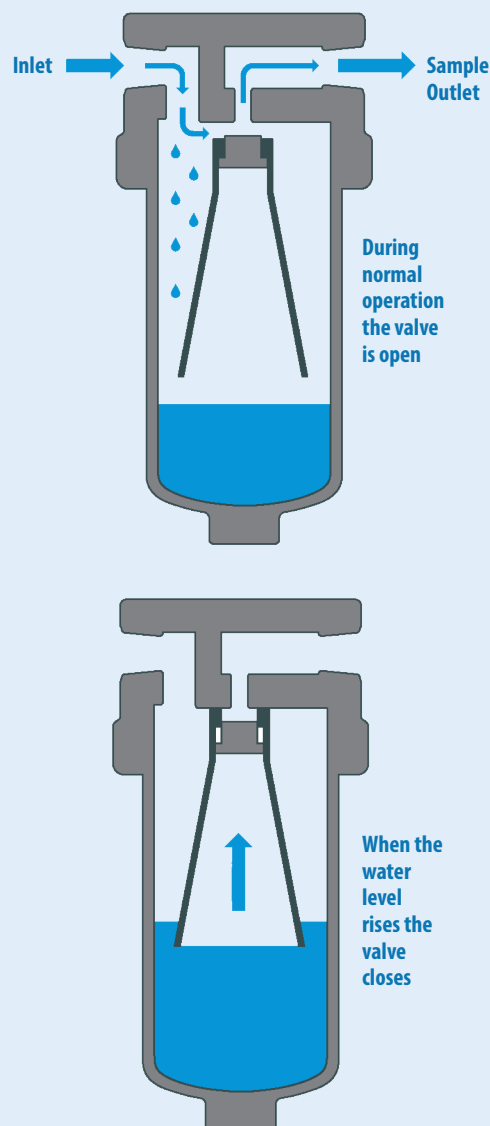
A small 316L stainless steel housing using a PVDF float is also available, the SS125.F series, and as well as our standard stocked housings we offer a service to create custom housings to suit your application. Just let us know what you need

## How they work:

As liquid is collected in the bowl the level start to rise, gas becomes trapped in the open-end of the float and it too starts to rise.

The entire float assembly then begins to move upwards and eventually closes the valve and shuts off the flow to the analyser. This loss of flow is then detected and an alarm is sounded.

Without the float valve the flow remain open to the analyser, substantial damage could be caused through the transmission of liquid into the analyser. Float valve housings can therefore protect you from costly repairs.





# Differential Pressure Indicators

**These housings are specifically engineered to offer an indication of the differential pressure across the filter element. They offer a cost effective method of monitoring the service life and prevent costly failures due to lack of maintenance.**

The SiS series housings feature a visual indication. A plunger sealed by an o-ring separates an area of the head into two chambers. A spring causes the plunger to take up its home position when the pressure difference is zero.


As the pressure difference increases the plunger is forced to move against the spring. At the same time, an indicator disc is moved magnetically. The indicator will show yellow when the differential pressure reaches 0.25 psi and red when it reaches 0.5 psi.

The SeS series housings use the same mechanical system as the SiS, except the two reed contact switches are actuated.


**As well as our standard housings we offer a service to create custom housings to suit your application.**

**Just let us know what you need.**

Most stainless steel housings can be supplied with a differential pressure Indicator



The SiS series housings feature a visual indicator



The SeS series housings offer electrical control

## Sealing Options

Filter housings are mostly fitted with Viton o-ring style seals as standard. We have a number of sealing options that can be specified and the housings delivered with the seals installed.

For alternative seals a suffix is added to the filter housing part number, for example if you require a SS127.221 filter housing with an EPDM seal add .E to give SS127.221.E - if a standard seal is required do not add the suffix

Refer to the filter housing data sheets for information about the seals types available for each housing.

Please consult us for any special requirements.



### Types of Seals


Suffix	Name	Type	Temp. Range
.V	Viton	Fluorocarbon	5°F to +390°F
.C	Chemraz	Perfluorelastomer	0°F to +615°F
.T	PTFE	FEP Encapsulated or Solid PTFE	-76°F to +390°F
.K	Kalrez	Perfluorelastomer	-58°F to +600°F
.S	Silicone	Silicone	-67°F to +445°F
.R	Neoprene	Chloroprene-Neoprene	-49°F to +200°F
.E	EPDM	Ethylene-propylene	-65°F to +300°F
.N	Nitrile	Buna N-Nitrile	-31°F to +230°F

## Mounting Brackets

Mounting brackets can be supplied for all filter housings making the installation process quicker and easier. All our mounting brackets are supplied with screws and washers to join them to the housing so only fixings for the panel or wall are required.

Use of a mounting bracket will avoid excessive loads on the fittings and piping.

All mounting brackets are constructed in stainless steel giving superior corrosion resistance in wet areas.



## Support Cores

When using disposable filter elements in a liquid application a support core should be used to increase the strength of the filter elements.

Plastic and Aluminum housings have a built in support, but stainless steel housings will need to use the optional extra support.

The SC series support cores are constructed from 316L stainless steel.



# Selecting the Correct Filter Housing

## How to select the Correct Filter Housing -

The wide range of filter housing and element combinations enable us to supply the most suitable equipment for your application and specifications.

To select the correct filter housing and element the following information about the application is required -

1	Maximum pressure
2	Maximum temperature
3	Chemical & physical composition of the sample
4	Type of duty - inlet, particulate, coalescing, bypass, membrane
5	Contaminant to be removed
6	Maximum flow rate
7	Line size and port type
8	Level of filtration required
9	Relative importance of cost, response time, service life and interval

Items 1, 2 and 3 will determine the materials of construction of the filter housing, including the element and seals. Filter housings are available in a wide variety of materials to ensure there is a product for even the most specialised applications. As well as our range of standard materials a wide range of exotic materials are also available.

Item 4 will determine the configuration of the housing, one port for inlet filters, two ports for in-line housings and three ports for coalescing, bypass or fast loop housings.

Items 5, 6, 7, 8 and 9 will establish the most appropriate size of filter. This is generally a compromise between those factors favouring a small filter (fast response time, smallest space requirement, lowest cost, minimised adsorption losses) and those factors favouring a large filter (long service intervals, low pressure drop). The exact choice will therefore depend on the relative importance of these factors in each particular application.



## Additional Assistance

Our representatives have a vast experience of specifying successful installations and we will be pleased to help you select the best solution for your filtration problem.

We also have an Applications Form available for you to complete and return and this will ensure we have all the information required to make a selection for your individual application.

## Service Intervals

A disposable microfiber filter element continues to filter at its original efficiency as long as it is kept in service. The life of the element is determined by the increase in flow resistance caused by trapped solids. The element should be changed when the flow falls below an acceptable level, or the pressure drop becomes too high. In any case the element should be replaced before the pressure drop across it reaches 7 psi. The disposable microfiber filter elements cannot be cleaned as the solids are trapped within the depth of the element not on the surface.

## Installing the Filter Housing

Given that filter housing is a pressure vessel, any connections and accessory outlets must be leak-tight.

Therefore, a good pipe sealant (PTFE tape, paste etc.) should be used on all fittings prior to connecting the filter housing ports. This will also allow for disassembly at a later time, if required.

Wherever possible, installation of filter housings should be made using an appropriate mounting bracket to avoid excessive loads on the piping.

Full installation instructions are included with each filter housing.



### Disposable Filter Elements

Disposable bonded microfiber filter elements are manufactured from precise mixtures of borosilicate glass microfibres to the very highest standards of quality control. These elements offer exceptional filtration efficiency at very low pressure drops and being +90% void volume they give a very long service life.

The elements are bonded to impart high strength and eliminate fibre shedding and the choice between the different binders available will depend on each application. Disposable elements are self-sealing and sealed into a filter housing by axial compression.

### Coalescing or Particulate Applications

There are two types of filter element available, particulate and coalescing. The particulate filter elements use a single layer of filter media whereas coalescing elements have a fine capture layer and a coarse drainage layer.

The coarsest grade that will adequately protect the application should be chosen as this will result in the most economical solution to the contamination problem by extending the service life. Disposable bonded microfiber filter elements are suitable for both gas and liquid applications.



Particulate Filter Element



Glass Microfibres



Coalescing Filter Element

Fine inner capture layer

Coarse outer drainage layer

#### Binder Types

##### Particulate Applications

<b>E</b>	Epoxy ester binder suitable for all general purpose particulate removal applications in non-corrosive gases and liquids
<b>K</b>	PVDF binder has an excellent chemical resistance for use with corrosive gases and liquids. Very low levels of adsorption.
<b>S</b>	Silica binder giving a completely inorganic filter element. For high temperatures and solvent applications.
<b>L</b>	Silicone binder is hydrophobic and prevents the pores being filled with condensate. The maximum temperature is 390°C

##### Coalescing Applications

<b>CE</b>	Epoxy ester binder suitable for all general purpose aerosol and particulate removal applications in non-corrosive gases
<b>CK</b>	PVDF binder has an excellent chemical resistance for use with corrosive gases. Very low levels of adsorption
<b>CR</b>	PVDF binder as above with the addition of a reinforcing mesh embedded within the structure
<b>CS</b>	Silica binder giving a completely inorganic filter element. For high temperatures and solvent applications.
<b>W</b>	Silicone binder is hydrophobic and prevents the pores being filled with condensate. The maximum temperature is 390°C





# Filter Elements

## Disposable Grades & Dimensions

All disposable filter elements have a part number arranged in three sections, for example 25.64.7K

The first part refers to the inside diameter of the element in millimetres, the second figure refers to the overall length in millimetres and the third part is the designation for the grade and binder.

### Standard Sizes

Filter Elements are available in a wide range of standard diameters and lengths. These are based on traditional industry standard sizes and allow the elements to be installed in other proprietary equipment.

12.32.□ 12.57.□ 25.64.□ 25.127.□ 25.178.□ 38.58.□ 38.152.□ 45.127.□ 51.230.□ 51.89.□ 51.476.□ 63.762.□

Replace the □ in the part numbers shown with the grade selected from the tables below. More information about the binder types can be found on page CF/2.0a/021.

### Efficiency

Each filter element type is available in a selection of grades covering an efficiency range from coarse bulk contamination removal and the essentially complete removal of submicron particles.

The standard grades are shown in the tables below.

Particulate Applications - Gas								
% Removal of 0.1 micron particles								
Binder		Max. Temp.	+99.99998%	+99.9999%	+99.99%	+99.5%	+95%	+75%
<b>E</b>	Epoxy Ester	300°F	3E	4E	5E	6E	7E	8E
<b>K</b>	PVDF Fluorocarbon	300°F	3K	4K	5K	6K	7K	8K
<b>S</b>	Silica Inorganic	930°F	3S	4S	5S	6S	7S	8S
<b>L</b>	Silicone	390°F		4L		6L		

Coalescing Applications - Gas						
% Removal of 0.1 micron particles & aerosols						
Binder		Max. Temp.	+99.99%	+99.5%	+95%	+75%
<b>CE</b>	Epoxy Ester	300°F	5CE	6CE	7CE	8CE
<b>CK</b>	PVDF Fluorocarbon	300°F	5CK	6CK	7CK	8CK
<b>CR</b>	PVDF Fluorocarbon	300°F	5CR	6CR	7CR	8CR
<b>CS</b>	Silica Inorganic	930°F	5CS	6CS	7CS	8CS
<b>W</b>	Silicone	390°F	5W	6W	7W	8W

Particulate Applications - Liquid								
+98% Removal of particles at stated size								
Binder		Max. Temp.	0.3 µm	1 µm	2 µm	8 µm	25 µm	75 µm
<b>E</b>	Epoxy Ester	300°F	3E	4E	5E	6E	7E	8E
<b>K</b>	PVDF Fluorocarbon	300°F	3K	4K	5K	6K	7K	8K
<b>S</b>	Silica Inorganic	930°F	3S	4S	5S	6S	7S	8S

### Special Sizes

Special size filter elements can also be manufactured in a wide range of different diameters and lengths.

Inside Diameters - 0.28" to 5.90"

Lengths - 0.35" to 39.35"

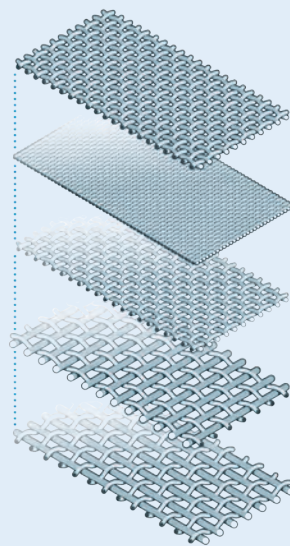
Please enquire with any specific requirements.

### 5-Layer Sintered Stainless Steel Elements

Stainless steel filter elements are made up of five layers of 316 mesh that are sintered together to form an integrated porous element. The middle mesh is of very fine gauge and determines the filtration rates, this layer is then overlaid with inner and outer layers of coarser mesh to give support and protection.



These elements are very useful in heavily contaminated applications and for use as pre-filters before disposable type final filters. Seals are required and the options are, Viton, PTFE, or copper-alloy for high temperature applications.



Five Layers of SS Mesh

The middle mesh determines the filtration rate and this is overlaid with inner and outer layers of coarser mesh to give support.

#### 5-Layer Sintered Stainless Steel Element Grades

Seals	Max. T.	1 µm	2 µm	5 µm	10 µm	20µm	40µm	100µm	200µm
Viton	390°F	S1V	S2V	S5V	S10V	S20V	S40V	S100V	S200V
PTFE	390°F	S1T	S2T	S5T	S10T	S20T	S40T	S100T	S200T
Copper	895°F	S1H	S2H	S5H	S10H	S20H	S40H	S100H	S200H

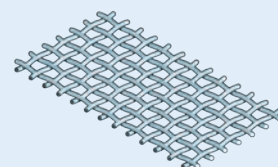
### Single Layer Woven Mesh SS Elements

These stainless steel filter elements are made up of a single layer of 316 woven wire mesh. Ideal for applications where a low cost stainless steel filter alternative is required.

Due to the method of the construction these filter elements do not require any seals.

#### Woven Mesh Stainless Steel Element Grades

25 µm	50 µm	75 µm	100µm	150µm	200µm	250µm	300µm	350µm	400µm
SS25	SS50	SS75	SS100	SS150	SS200	SS250	SS300	SS300	SS400



Single Layer SS Mesh

### Sintered Powder Stainless Steel Elements

These stainless steel filter elements are made up of sintered powdered 316 material. These can be supplied in a wide range of diameters and lengths to order.

Please let us know what you need.

#### Standard Sizes

Filter Elements are available in a wide range of standard diameters and lengths. These are based on traditional industry standard sizes and allow the elements to be installed in other proprietary equipment. Dimensions are in mm.

10.57.□ 12.32.□ 12.57.□ 25.64.□ 25.178.□ 38.58.□ 38.152.□ 45.127.□ 51.89.□ 51.230.□ 51.476.□ 63.762.□


Replace the □ in the part numbers shown with the grade selected from the tables above.

### PTFE Filter Elements

PTFE filter elements are produced by sintering pure PTFE granules, no other substances are used in the construction. These filter elements are usually offered when only 100% pure PTFE can be used. Normally it is preferable to offer a K type disposable filter element, if these are suitable, as both pressure drop and service life characteristics are superior to the PTFE filters.

The advantages of PTFE is the higher maximum temperature, up to 390°F. and a better chemical resistance to certain substances. PTFE elements can be ultrasonically cleaned.

PTFE filter elements can be supplied in 2, 20 or 40 micron.



#### Standard Sizes

Filter Elements are available in a wide range of standard diameters and lengths. These are based on traditional industry standard sizes and allow the elements to be installed in other proprietary equipment. Dimensions are in mm.

10.57.□ 12.32.□ 12.57.□ 25.64.□ 25.178.□ 38.58.□ 38.152.□ 45.127.□ 51.89.□ 51.230.□ 51.476.□


Replace the □ in the part numbers shown with the grade, T2, T20, T40.

### PE Filter Elements

These polyethylene filter elements are sintered using pure PE granules. The maximum temperature is 300°F

Ideal for applications where a low cost plastic filter element is required. Due to the method of the construction these filter elements do not require any seals.

PE elements can be supplied in 2, 10, 20, 40 or 100 micron.



#### Standard Sizes

Filter Elements are available in a wide range of standard diameters and lengths. These are based on traditional industry standard sizes and allow the elements to be installed in other proprietary equipment. Dimensions are in mm.

10.57.□ 12.32.□ 12.57.□ 25.64.□ 25.178.□ 38.58.□ 38.152.□ 45.127.□ 51.89.□ 51.230.□ 51.476.□

Replace the □ in the part numbers shown with the grade, PE2, PE10, PE20, PE40, PE100

### Special Sizes

Both the PTFE and PE elements can be supplied with special diameters and lengths.

Let us know what you need.



# Air Flow Rates

## Disposable Type Filter Elements

### Air flow rates in SCFM at stated line pressure with a 1.5 psi pressure drop

Flow rates will depend on which filter element grade is installed in the filter housing. First check the size of the filter element installed using the housing data sheets and then use the charts below to read the flow rate at the desired pressure against the element grade. Replace the □ in the part number shown with the required grade, for example 12.57.7K would be a grade 7 on the charts below.

The maximum flow rate also depends on the flow path though the housing - for housings with a smaller port size please consult us for the exact figure.

12.32.□	Air Pressure (psi), 1/4" Port Size										
Grade	15	30	60	100	150	230	500	1500	3000	5000	10000
4	0.9	1.5	2.2	3.1	3.7	4.6	6.9	10.8	17.0	21.6	30.9
5	1.9	3.1	4.3	6.2	7.4	9.3	13.9	21.6	34.0	43.2	61.8
6	3.2	5.4	7.6	10.8	13.0	16.2	24.3	37.8	59.5	75.7	108.1
7	3.7	6.2	8.6	12.4	14.8	18.5	27.8	43.2	67.9	86.5	123.5
8	4.2	6.9	9.7	13.9	16.7	20.8	31.3	48.6	76.4	97.3	139.0

12.57.□	Air Pressure (psi), 1/4" Port Size										
Grade	15	30	60	100	150	230	500	1500	3000	5000	10000
4	1.5	2.5	3.5	5.0	6.0	7.5	11.3	17.5	27.5	35.0	50.0
5	3.0	5.0	7.0	10.0	12.0	15.0	22.5	35.0	55.0	70.0	100.0
6	5.3	8.8	12.3	17.5	21.0	26.3	39.4	61.3	96.3	122.6	175.1
7	6.0	10.0	14.0	20.0	24.0	30.0	45.0	70.0	110.1	140.1	200.1
8	6.8	11.3	15.8	22.5	27.0	33.8	50.7	78.8	123.8	157.6	225.1

25.64.□	Air Pressure (psi), 1/2" Port Size										
Grade	15	30	60	100	150	230	500	1500	3000	5000	10000
4	3.3	5.4	7.6	10.9	13.1	16.3	24.5	38.1	59.9	81.7	108.9
5	6.5	10.9	15.2	21.8	26.1	32.7	49.0	76.2	119.8	163.3	217.8
6	11.4	19.1	26.7	38.1	45.7	57.2	85.7	133.4	209.6	285.8	381.1
7	13.1	21.8	30.5	43.6	52.3	65.3	98.0	152.4	239.6	326.7	435.6
8	14.7	24.5	34.3	49.0	58.8	73.5	110.2	171.5	269.5	367.5	490.0

25.178.□	Air Pressure (psi), 3/4" Port Size										
Grade	15	30	60	100	150	230	500	1500	3000	5000	10000
4	9.3	15.5	21.6	30.9	37.1	46.4	69.5	108.2	170.0	231.8	309.0
5	18.5	30.9	43.3	61.8	74.2	92.7	139.1	216.3	339.9	463.5	618.0
6	32.4	54.1	75.7	108.2	129.8	162.2	243.3	378.5	594.8	811.1	1081.5
7	37.1	61.8	86.5	123.6	148.3	185.4	278.1	432.6	679.8	927.0	1236.0
8	41.7	69.5	97.3	139.1	166.9	208.6	312.9	486.7	764.8	1042.9	1390.5

38.152.□	Air Pressure (psi), 1" Port Size										
Grade	15	30	60	100	150	230	500	1500	3000	6000	
4	11.9	19.9	27.8	39.7	47.7	59.6	89.4	139.1	218.5	298.0	
5	23.8	39.7	55.6	79.5	95.4	119.2	178.8	278.1	437.0	595.9	
6	41.7	69.5	97.3	139.1	166.9	208.6	312.9	486.7	764.8	1042.9	
7	47.7	79.5	111.2	158.9	190.7	238.4	357.6	556.2	874.0	1191.9	
8	53.6	89.4	125.1	178.8	214.5	268.2	402.3	625.7	983.3	1340.9	

51.230.□	Air Pressure (psi), 2" Port Size										
Grade	15	30	60	100	150	230	500	1500	3000	6000	
4	24.6	41.1	57.5	82.1	98.5	123.2	184.7	287.4	451.6	615.8	
5	49.3	82.1	114.9	164.2	197.1	246.3	369.5	574.7	903.2	1231.6	
6	86.2	143.7	201.2	287.4	344.8	431.1	646.6	1005.8	1580.6	2155.3	
7	98.5	164.2	229.9	328.4	394.1	492.6	739.0	1149.5	1806.4	2463.2	
8	110.8	184.7	258.6	369.5	445.2	554.2	831.3	1293.2	2032.2	2771.1	

51.476.□	Air Pressure (psi), 2" Port Size										
Grade	15	30	60	100	150	230	500	1500	3000	6000	
4	51.1	85.2	119.3	170.4	204.5	255.6	383.4	596.4	937.2	1278.0	
5	102.2	170.4	238.6	340.8	408.9	511.2	766.8	1192.8	1874.3	2555.9	
6	178.9	298.2	417.5	596.4	715.7	894.6	1341.9	2087.3	3280.1	4472.9	
7	204.5	340.8	477.1	681.6	817.9	1022.4	1533.5	2385.5	3748.7	5111.8	
8	230.0	383.4	536.7	766.8	920.1	1150.2	1725.2	2683.7	4217.3	5750.8	

**Notes** (1) The above flow rates are for air at 70°F. Flow rates for other gases can be derived from relative viscosity data.

(2) Flow rates are generally proportional to pressure drop. If an initial drop of 3 psi can be tolerated flow rates can be doubled.

# Air Flow Rates

## Stainless Steel Filter Elements

### Air flow rates in SCFM at stated line pressure with a 1.5 psi pressure drop

Flow rates will depend on which filter element grade is installed in the filter housing. First check the size of the filter element installed using the housing data sheets and then use the charts below to read the flow rate at the desired pressure against the element grade. Replace the □ in the part number shown with the required grade, for example 12.57.S2V would be a grade S2 on the charts below. The maximum flow rate also depends on the flow path though the housing - for housings with a smaller port size please consult us for the exact figure.

12.32.□	Air Pressure (psi), 1/4" Port Size										
Grade	15	30	60	100	150	230	500	1500	3000	5000	10000
S1	0.3	0.4	0.6	0.9	1.1	1.3	2.0	3.1	4.9	6.2	8.8
S2	0.5	0.9	1.2	1.8	2.1	2.6	4.0	6.2	9.7	12.4	17.7
S10	1.2	2.1	2.9	4.1	4.9	6.2	9.3	14.4	22.7	28.8	41.2
S20	1.5	2.5	3.5	5.0	6.0	7.5	11.3	17.5	27.5	35.0	50.0
S40	1.7	2.8	3.9	5.5	7.8	8.3	12.4	19.3	30.3	45.3	64.7
S100	2.6	4.3	6.0	8.5	12.0	12.8	19.1	29.8	46.8	70.0	100.1
S200	3.4	5.6	7.9	11.3	15.9	16.9	25.3	39.4	61.9	92.7	132.4

12.57.□	Air Pressure (psi), 1/4" Port Size										
Grade	15	30	60	100	150	230	500	1500	3000	5000	10000
S1	0.5	0.8	1.1	1.5	1.8	2.3	3.4	5.3	8.3	10.5	15.0
S2	0.9	1.5	2.1	3.0	3.6	4.5	6.8	10.5	16.5	21.0	30.0
S10	2.1	3.5	4.9	7.0	8.4	10.5	15.8	24.5	38.5	49.0	70.0
S20	2.6	4.3	6.0	8.5	10.2	12.8	19.1	29.8	46.8	59.5	85.1
S40	2.8	4.7	6.5	9.4	13.2	14.0	21.0	32.7	51.5	77.0	110.1
S100	4.3	7.2	10.1	14.5	20.4	21.7	32.5	50.6	79.5	119.1	170.1
S200	5.7	9.6	13.4	19.1	27.0	28.7	43.1	67.0	105.2	157.6	225.1

25.64.□	Air Pressure (psi), 1/2" Port Size										
Grade	15	30	60	100	150	230	500	1500	3000	5000	10000
S1	1.0	1.7	2.4	3.4	4.1	5.2	7.7	12.1	18.9	25.8	34.4
S2	2.1	3.4	4.8	6.9	8.3	10.3	15.5	24.1	37.9	51.6	68.9
S10	4.8	8.0	11.2	16.1	19.3	24.1	36.2	56.2	88.4	120.5	160.7
S20	5.9	9.8	13.7	19.5	23.4	29.3	43.9	68.3	107.3	146.3	195.1
S40	6.4	10.7	15.0	21.5	30.3	32.2	48.3	75.1	118.0	189.4	252.5
S100	10.0	16.6	23.2	33.2	46.8	49.8	74.6	116.1	182.4	292.7	390.2
S200	13.2	22.0	30.7	43.9	62.0	65.9	98.8	153.7	241.5	387.4	516.5

25.178.□	Air Pressure (psi), 3/4" Port Size										
Grade	15	30	60	100	150	230	500	1500	3000	5000	10000
S1	3.0	5.1	7.1	10.2	12.2	15.2	22.8	35.5	55.8	76.1	101.5
S2	6.1	10.2	14.2	20.3	24.4	30.5	45.7	71.1	111.7	152.3	203.1
S10	14.2	23.7	33.2	47.4	56.9	71.1	106.6	165.8	260.6	355.4	473.8
S20	17.3	28.8	40.3	57.5	69.0	86.3	129.5	201.4	316.4	431.5	575.3
S40	19.0	31.6	44.3	63.3	89.3	94.9	142.4	221.5	348.1	558.4	744.6
S100	29.3	48.9	68.5	97.8	138.1	146.7	220.1	342.3	537.9	863.0	1150.7
S200	38.8	64.7	90.6	129.5	182.8	194.2	291.3	453.1	712.0	1142.2	1523.0

38.152.□	Air Pressure (psi), 1" Port Size									
Grade	15	30	60	100	150	230	500	1500	3000	6000
S1	4.0	6.6	9.3	13.2	15.9	19.9	29.8	46.4	72.8	99.3
S2	7.9	13.2	18.5	26.5	31.8	39.7	59.6	92.7	145.7	198.6
S10	18.5	30.9	43.3	61.8	74.2	92.7	139.1	216.3	339.9	463.5
S20	22.5	37.5	52.5	75.0	90.1	112.6	168.8	262.7	412.7	562.8
S40	24.8	41.3	57.8	82.5	116.5	123.8	185.7	288.9	454.0	728.4
S100	38.3	63.8	89.3	127.6	180.1	191.4	287.0	446.5	701.7	1125.7
S200	50.7	84.4	118.2	168.8	238.4	253.3	379.9	591.0	928.7	1489.8

51.230.□	Air Pressure (psi), 2" Port Size									
Grade	15	30	60	100	150	230	500	1500	3000	6000
S1	7.9	13.2	18.5	26.5	31.8	39.7	59.6	92.7	145.7	198.6
S2	15.9	26.5	37.1	53.0	63.6	79.5	119.2	185.4	291.3	397.3
S10	37.1	61.8	86.5	123.6	148.3	185.4	278.1	432.6	679.8	927.0
S20	45.0	75.0	105.1	150.1	180.1	225.1	337.7	525.3	825.5	1125.7
S40	49.5	82.5	115.6	165.1	233.1	247.6	371.5	577.8	908.0	1456.7
S100	76.5	127.6	178.6	255.2	360.2	382.7	574.1	893.0	1403.3	2251.3
S200	101.3	168.8	236.4	337.7	476.8	506.5	759.8	1181.9	1857.3	2979.7

51.476.□	Air Pressure (psi), 2" Port Size									
Grade	15	30	60	100	150	230	500	1500	3000	6000
S1	16.7	27.8	38.9	55.6	66.7	83.4	125.1	194.7	305.9	417.2
S2	33.4	55.6	77.9	111.2	133.5	166.9	250.3	389.3	611.8	834.3
S10	77.9	129.8	181.7	259.6	311.5	389.3	584.0	908.5	1427.6	1946.7
S20	94.6	157.6	220.6	315.2	378.2	472.8	709.2	1103.1	1733.5	2363.9
S40	104.0	173.4	242.7	346.7	489.5	520.1	780.1	1213.5	1906.9	3059.2
S100	160.7	267.9	375.1	535.8	756.4	803.7	1205.6	1875.4	2947.0	4727.8
S200	212.8	354.6	496.4	709.2	1001.2	1063.8	1595.6	2482.1	3900.4	10631.3

**Notes** (1) The above flow rates are for air at 70°F. Flow rates for other gases can be derived from relative viscosity data.

(2) Flow rates are generally proportional to pressure drop. If an initial drop of 3 psi can be tolerated flow rates can be doubled.

# Air Flow Rates

## PTFE & PE Filter Elements

### Air flow rates in SCFM at stated line pressure with a 1.5 psi pressure drop

Flow rates will depend on which filter element grade is installed in the filter housing. First check the size of the filter element installed using the housing data sheets and then use the charts below to read the flow rate at the desired pressure against the element grade. Replace the □ in the part number shown with the required grade, for example 12.57.T20 would be a grade T20 on the charts below. The maximum flow rate also depends on the flow path through the housing - for housings with a smaller port size please consult us for the exact figure.

12.32.□		Air Pressure (psi), 1/4" Port Size										
Grade		15	30	60	100	150	230	500	1500	3000	5000	10000
T2	PE2	0.1	0.15	0.2	0.3	0.4	0.45	0.7	1.0	1.6	2.1	2.9
	PE10	0.3	0.4	0.6	0.9	1.1	1.3	2.0	3.1	4.9	6.2	8.8
T20	PE20	0.4	0.7	0.9	1.3	1.6	2.0	3.0	4.6	7.3	9.3	13.2
T40	PE40	0.6	1.0	1.3	1.9	2.3	2.9	4.3	6.7	10.5	13.4	19.1
	PE100	0.7	1.1	1.5	2.2	2.6	3.3	5.0	7.7	12.1	15.5	22.1

12.57.□		Air Pressure (psi), 1/4" Port Size										
Grade		15	30	60	100	150	230	500	1500	3000	5000	10000
T2	PE2	0.2	0.3	0.4	0.5	0.6	0.8	1.2	1.9	2.9	3.7	5.3
	PE10	0.5	0.8	1.1	1.6	1.9	2.4	3.6	5.6	8.7	11.1	15.9
T20	PE20	0.7	1.2	1.7	2.4	2.9	3.6	5.4	8.3	13.1	16.7	23.8
T40	PE40	1.0	1.7	2.4	3.4	4.1	5.2	7.7	12.1	18.9	24.1	34.4
	PE100	1.2	2.0	2.8	4.0	4.8	6.0	8.9	13.9	21.9	27.8	39.7

25.64.□		Air Pressure (psi), 1/2" Port Size										
Grade		15	30	60	100	150	230	500	1500	3000	5000	10000
T2	PE2	0.4	0.6	0.8	1.2	1.4	1.8	2.6	4.1	6.5	8.8	11.8
	PE10	1.1	1.8	2.5	3.5	4.2	5.3	7.9	12.4	19.4	26.5	35.3
T20	PE20	1.6	2.6	5.3	9.0	6.4	7.9	11.9	18.5	29.1	39.7	53.0
T40	PE40	2.3	3.8	7.7	13.0	9.2	11.5	17.2	26.8	42.1	57.4	76.5
	PE100	2.6	4.4	8.8	15.0	10.6	13.2	19.9	30.9	48.6	66.2	88.3

25.178.□		Air Pressure (psi), 3/4" Port Size										
Grade		15	30	60	100	150	230	500	1500	3000	5000	10000
T2	PE2	1.0	1.7	2.4	3.4	4.1	5.1	7.7	11.9	18.8	25.6	34.1
	PE10	3.1	5.1	7.2	10.2	12.3	15.4	23.0	35.8	56.3	76.8	102.4
T20	PE20	4.6	7.7	10.8	15.4	18.4	23.0	34.6	53.8	84.5	115.2	153.6
T40	PE40	6.7	11.1	15.5	22.2	26.6	33.3	49.9	77.7	122.0	166.4	221.9
	PE100	7.7	12.8	17.9	25.6	30.7	38.4	57.6	89.6	140.8	192.0	256.0

38.152.□		Air Pressure (psi), 1" Port Size									
Grade		15	30	60	100	150	230	500	1500	3000	6000
T2	PE2	1.3	2.2	3.1	4.4	5.3	6.6	9.9	15.5	24.3	33.1
	PE10	4.0	6.6	9.3	13.2	15.9	19.9	29.8	46.4	72.8	99.3
T20	PE20	6.0	9.9	13.9	19.9	23.8	29.8	44.7	69.5	109.3	149.0
T40	PE40	8.6	14.3	20.1	28.7	34.4	43.0	64.6	100.4	157.8	215.2
	PE100	9.9	16.6	23.2	33.1	39.7	49.7	74.5	115.9	182.1	248.3

51.230.□		Air Pressure (psi), 2" Port Size									
Grade		15	30	60	100	150	230	500	1500	3000	6000
T2	PE2	2.6	4.4	6.2	8.8	10.6	13.2	19.9	30.9	48.6	66.2
	PE10	7.9	13.2	18.5	26.5	31.8	39.7	59.6	92.7	145.7	198.6
T20	PE20	11.9	19.9	27.8	39.7	47.7	59.6	89.4	139.1	218.5	298.0
T40	PE40	17.2	28.7	40.2	57.4	68.9	86.1	129.1	200.9	315.6	430.4
	PE100	19.9	33.1	46.4	66.2	79.5	99.3	149.0	231.8	364.2	496.6

51.476.□		Air Pressure (psi), 2" Port Size									
Grade		15	30	60	100	150	230	500	1500	3000	6000
T2	PE2	5.5	9.1	12.8	18.2	21.9	27.4	41.1	63.9	100.4	136.8
	PE10	16.4	27.4	38.3	54.7	65.7	82.1	123.2	191.6	301.1	410.5
T20	PE20	24.6	41.1	57.5	82.1	98.5	123.2	184.7	287.4	451.6	615.8
T40	PE40	35.6	59.3	83.0	118.6	142.3	177.9	266.8	415.1	652.3	889.5
	PE100	41.1	68.4	95.8	136.8	164.2	205.3	307.9	479.0	752.6	1026.3

**Notes** (1) The above flow rates are for air at 70°F. Flow rates for other gases can be derived from relative viscosity data.

(2) Flow rates are generally proportional to pressure drop. If an initial drop of 3 psi can be tolerated flow rates can be doubled.



# Liquid Flow Rates

## Stainless Steel Filter Elements

### Liquid flow rates in Gal/hr at 2 psi pressure drop

Flow rates will depend on which filter element grade is installed in the filter housing. First check the size of the filter element using the housing data sheets and then use the charts below to read the flow rate against the element grade. Replace the □ in the part number shown with the required grade, for example 12.57.S20V

The figures shown here are based on the viscosity of water and oil (32cSt). See note (4) for other liquids.

12.32.□	Flow Rates in Ltrs/hr 1/8" Port Sizes							
	S1	S2	S5	S10	S20	S40	S100	S200
Water	0.75	1.80	4.15	8.50	17.1	25.4	34.0	68.1
Oil (32 cSt)	0.02	0.05	0.15	0.30	0.60	0.90	1.20	2.45

12.57.□	Flow Rates in Ltrs/hr for 1/4" Port Sizes							
	S1	S2	S5	S10	S20	S40	S100	S200
Water	1.55	3.10	8.10	15.8	31.70	47.5	63.4	127
Oil (32 cSt)	0.05	0.10	0.25	0.55	1.10	1.70	2.25	4.55

25.64.□	Flow Rates in Ltrs/hr for 1/4" Port Sizes							
	S1	S2	S5	S10	S20	S40	S100	S200
Water	3.60	7.50	18.7	37.4	74.6	125	149	187 <sup>(5)</sup>
Oil (32 cSt)	0.10	0.25	0.65	1.35	2.65	4.00	5.35	6.70 <sup>(5)</sup>

25.178.□	Flow Rates in Ltrs/hr for 1/2" Port Sizes							
	S1	S2	S5	S10	S20	S40	S100	S200
Water	10.6	21.3	53.5	107	214	280 <sup>(5)</sup>	280 <sup>(5)</sup>	280 <sup>(5)</sup>
Oil (32 cSt)	0.35	0.75	1.90	3.80	7.65	10.0 <sup>(5)</sup>	10.0 <sup>(5)</sup>	10.0 <sup>(5)</sup>

38.152.□	Flow Rates in Ltrs/hr for 3/4" Port Sizes							
	S1	S2	S5	S10	S20	S40	S100	S200
Water	13.7	27.8	69.4	138	277	416	555	1109
Oil (32 cSt)	0.45	0.95	2.45	4.10	9.90	14.9	19.8	39.7

51.230.□	Flow Rates in Ltrs/hr for 1" Port Sizes							
	S1	S2	S5	S10	S20	S40	S100	S200
Water	28.3	56.6	141	283	567	850	1134	1778 <sup>(5)</sup>
Oil (32 cSt)	1.00	2.00	5.05	101	20.3	30.4	40.6	66.0 <sup>(5)</sup>

51.476.□	Flow Rates in Ltrs/hr for 2" Port Sizes							
	S1	S2	S5	S10	S20	S40	S100	S200
Water	59.0	118	295	591	1182	1773	2364	4728
Oil (32 cSt)	2.10	4.20	10.50	21.1	43.3	58.3	84.7	169.4

- Notes**
- (1) The above flow rates are for water and oil at 70°F. Flow rates for other liquids can be derived from relative viscosity data.
  - (2) Flow rates are generally proportional to pressure drop. If an initial drop of 3 psi can be tolerated flow rates can be doubled.
  - (3) Flow rates are generally inversely proportional to liquid viscosity.
  - (4) Water = 1 centipoise, for higher viscosity liquids divide the flow rates by the actual viscosity in centipoise.
  - (5) Flow rate limited by the port dimensions. Please contact us to discuss larger port options.

# PTFE Membranes

## Grades & Dimensions

**PTFE porous membranes are manufactured from a pure PTFE. They have a good strength, but remain flexible for easy installation. PTFE membranes extremely inert and have very low absorption levels.**

Microscopic pores in the membrane allow the gas to flow through easily, but even the smallest liquid aerosols are prevented. The high surface tension of the liquid molecules cause them to be formed tightly together making them too large to fit through the pores of the membrane.

### Standard Sizes

PTFE membranes are available in a wide range of standard diameters. These are based on traditional industry standard sizes and allow the elements to be installed in other proprietary equipment.

MT.19.□ MT.33.□ MT.47.□ MT.61.□ MT.89.□ MT.101.□

Replace the □ in the part numbers shown with the grade selected from the tables below.

### Gas Applications

Grade	Type	Pore Size	Thickness
<b>M1</b>	Hydrophobic	0.1 µm	50 µm
<b>M2</b>	Hydrophobic	0.8 µm	50 µm
<b>M3</b>	Hydrophobic & Oleophobic	0.1 µm	50 µm
<b>M4</b>	Hydrophobic & Oleophobic	0.8 µm	50 µm

## Liquid/Liquid Applications

The principles are the same as for the gas application membranes - the higher surface tension of the water molecules cause them to be formed tightly together making them too large to fit through the pores of the membrane.

The M8 grade has a special support layer on the reverse of the membrane to increase the maximum pressure drop.

To ensure water is removed from the liquid hydrocarbon stream the contact time with the membrane should be maximised and the SML housings feature a special flow-path to do this.

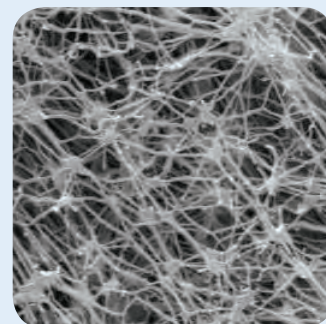
### Liquid/Liquid Applications

Grade	Type	Pore Size	Thickness
<b>M8</b>	Hydrophobic with Support Layer	0.8 µm	150 µm

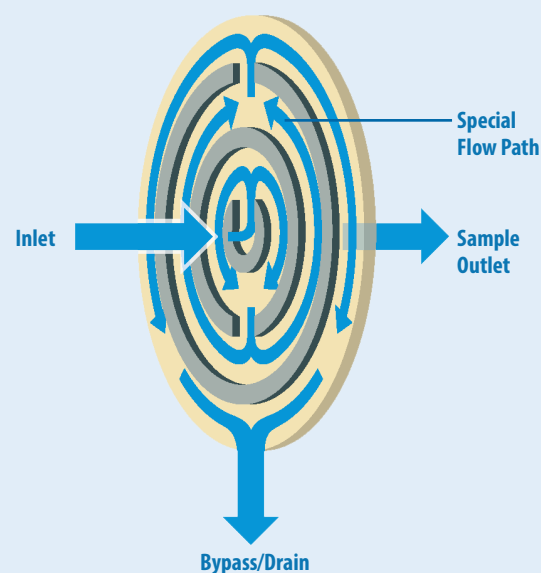
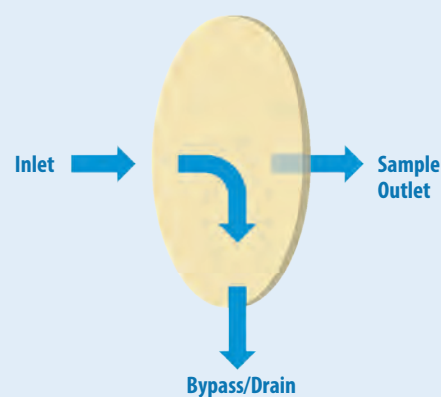
## Special Sizes

Special size membranes can also be manufactured in a range of different diameters.

Please enquire with any specific requirements.



PTFE Membrane



### Gas and Liquid Flow rates in litres/hr at 1.5 psi pressure drop

Flow rates will depend on which membrane grade is installed in the membrane housing. First check the size of the filter element using the housing data sheets and then refer to the charts below to read the flow rate against the membrane grade. Replace the □ in the part number shown with the required grade, for example MT.33.M2

For housings that have two membranes installed the flow rates can be doubled.

#### Gas Flow Rates

#### Liquid/Liquid Flow Rates

##### MT.19.□

Grade	Air
M1	9
M2	275
M3	9
M4	275

Grade	Gasoline	Kerosene	Diesel
M8	24.6	10.6	9.0

##### MT.33.□

Grade	Air
M1	15
M2	480
M3	15
M4	480

Grade	Gasoline	Kerosene	Diesel
M8	42.7	18.4	15.7

##### MT.47.□

Grade	Air
M1	22
M2	685
M3	22
M4	685

Grade	Gasoline	Kerosene	Diesel
M8	60	26	22

##### MT.61.□

Grade	Air
M1	29
M2	890
M3	29
M4	890

Grade	Gasoline	Kerosene	Diesel
M8	79	34	29

##### MT.89.□

Grade	Air
M1	42
M2	1290
M3	42
M4	1290

Grade	Gasoline	Kerosene	Diesel
M8	115	49	42

##### MT.101.□

Grade	Air
M1	48
M2	1450
M3	48
M4	1450

Grade	Gasoline	Kerosene	Diesel
M8	130	56	48

**Notes** (1) Flow rates are generally proportional to pressure drop. If an initial drop of 3 psi can be tolerated flow rates can be doubled.



**Materials** Polyamide & PVDF  
**Pressure** Up to 115 psi  
**Ports** 1/4" or 1/2" Spigots  
**Element** 12.32.□ & 25.64.□

Disposable In-Line Filters (DIF) consist of permanently welded housings with encapsulated microfiber filter elements. This makes them ideal for portable analysers and other analysis systems requiring a robust and easily replaceable filter.

A choice of body materials makes them suitable for a wide range of chemical environments. The units on this page are designed for particulate removal in gas and liquid applications. The K type filter element is fitted as standard, but other element types can also be installed.

Replace the □ in the part number with the grade required, for example DIF.N5K



DIF.N□



DIF.LK□

## Technical Specifications

Housing Model (1)	DIF.N□	DIF.N□.6mm	DIF.K□	DIF.K□.6mm	DIF.LN□	DIFLN□.201	DIF.LK□	DIF.LK□.201
Port Size	Ø 1/4" Spigot	Ø 6mm Spigot	Ø 1/4" Spigot	Ø 6mm Spigot	Ø 1/2" Spigot	1/4" NPT(M)	Ø 1/2" Spigot	1/4" NPT(M)
<b>Maximum Pressure, psi</b>	115	115	65	65	115	115	65	65
<b>Maximum Temperature, °F</b>								
At 0 psi	230	230	230	230	230	230	230	230
At Maximum Pressure,	120	120	120	120	120	120	120	120
<b>Materials of Construction (2)</b>								
Body	PA	PA	PVDF	PVDF	PA	PA	PVDF	PVDF
Filter Element Size	12.32	12.32	12.32	12.32	25.64	25.64	25.64	25.64
Standard Element (3)	K Type	K Type	K Type	K Type	K Type	K Type	K Type	K Type
<b>Principle Dimensions in inches</b>								
Diameter	1.00	1.00	1.00	1.00	2.00	2.00	2.00	2.00
Body Length	1.70	1.70	1.70	1.70	2.95	2.95	2.95	2.95
Spigot Length	0.79	0.79	0.79	0.79	0.94	0.94	0.94	0.94
Volume, cc	11	11	11	11	110	110	110	110

### Notes

(1) Replace the □ with the grade required, e.g. DIF.N5K

(2) Material abbreviations, PA = Polyamide, PVDF = Polyvinylidenedifluoride

(3) Other binder types are available to order.

**Materials** Polyamide & PVDF  
**Pressure** Up to 115 psi  
**Ports** 1/4" or 1/2" Spigots  
**Adsorbers** Various

Disposable In-Line Adsorbers (DIA) consist of polyamide or PVDF bodies filled with granular adsorption material with integral inlet and outlet filter pads. Two body sizes are available, containing approximately 11cc and 110cc of adsorbent.

Flow rates are the same as for grade 5 elements in the same size bodies. However, with adsorption more important considerations will be the volume of adsorbent and the contact time.

A range of adsorber materials are available, these are listed below. Replace the □ in the part number with the type required.



DIA.N□



DIA.LN□

## Technical Specifications

Housing Model (1)	DIA.N□	DIA.N□.6mm	DIA.K□	DIA.K□.6mm	DIA.LN□	DIA.LN□.201	DIA.LK□	DIA.LK□.201
Port Size	Ø 1/4" Spigot	Ø 6mm Spigot	Ø 1/4" Spigot	Ø 6mm Spigot	Ø 1/2" Spigot	1/4" NPT(M)	Ø 1/2" Spigot	1/4" NPT(M)
<b>Maximum Pressure, psi</b>	120	120	60	60	120	120	60	60
<b>Maximum Temperature, °F</b>								
At 0 psi	230	230	250	250	230	250	230	250
At Maximum Pressure,	120	120	120	120	120	120	120	120
<b>Materials of Construction (2)</b>								
Body	PA	PA	PVDF	PVDF	PA	PA	PVDF	PVDF
Adsorbent (see table below)								
<b>Principle Dimensions in inches</b>								
Diameter	1.00	1.00	1.00	1.00	2.00	2.00	2.00	2.00
Body Length	1.70	1.70	1.70	1.70	2.95	2.95	2.95	2.95
Spigot Length	0.79	0.79	0.79	0.79	0.94	0.94	0.94	0.94
Volume, cc	11	11	11	11	110	110	110	110

Grade	Adsorber	Principle Uses
01	Activated Carbon Granules	Removal of hydrocarbons and other organic vapours
03	Molecular Sieve 4A	Removal of CO <sub>2</sub> , NH <sub>3</sub> , H <sub>2</sub> S, SO <sub>x</sub>
04	Molecular Sieve 13X	Removal of CO <sub>2</sub> , NH <sub>3</sub> , H <sub>2</sub> S, SO <sub>x</sub> , aromatics, amines
05	Silica Gel (Blue)	Removal of water vapour
05a	Silica Gel (Orange)	Removal of water vapour
06	Mixed Bases (SodaLime)	Removal of acidic gases, CO <sub>2</sub> , SO <sub>x</sub> , NO <sub>x</sub> , HCl
07	Potassium Permanganate	Removal of SO <sub>x</sub> and other acidic gases
08	Hopcalite	Removal of CO by catalytic oxidation to CO <sub>2</sub>

### Notes

(1) Replace the □ with the adsorber required, e.g. DIA.N01

(2) Material abbreviations, PA = Polyamide, PVDF = Polyvinylidene difluoride

## Vapour Adsorption

Coalescing filter elements will only remove liquid aerosols and droplets. If there is a liquid in vapour form to be removed then an adsorber cartridge should be used in an additional housing as a final stage.


Adsorption cartridges can also be used to remove elements of a gas, for example acidic gases. A range of adsorber materials are available and these are listed below.

## Cartridge Types

We have three different styles of adsorber cartridge available - each designed for a particular filter housing.

The AD and AT types can be installed into a standard housing. The AS is designed for small stainless steel housings and to install this type the housing tie rod should be removed.

Refer to the housing data sheets to select the correct size and type of cartridge required.



## Technical Specifications

Cartridge Type (1)	□.AD□	□.AT□	□.AS□
<b>Maximum Temperature, °F</b>	50	50	50
<b>Materials of Construction</b>			
Body	Microfiber Filters	Acrylic	Acrylic
End Caps	PA	PA	PA
Seal	Viton	Viton	Viton
Filter Pads	-	PE	PE
Spring	-	-	SS
Adsorber (see table below)			

## Standard Sizes

12.32. □   12.57. □   25.64. □   25.178. □   32.152. □   51.230. □   51.476. □

Grade	Adsorber	Principle Uses
01	Activated Carbon Granules	Removal of hydrocarbons and other organic vapours
03	Molecular Sieve 4A	Removal of CO <sub>2</sub> , NH <sub>3</sub> , H <sub>2</sub> S, SO <sub>x</sub>
04	Molecular Sieve 13X	Removal of CO <sub>2</sub> , NH <sub>3</sub> , H <sub>2</sub> S, SO <sub>x</sub> , aromatics, amines
05	Silica Gel (Blue)	Removal of water vapour
05a	Silica Gel (Orange)	Removal of water vapour
06	Mixed Bases (SodaLime)	Removal of acidic gases, CO <sub>2</sub> , SO <sub>x</sub> , NO <sub>x</sub> , HCl
07	Potassium Permanganate	Removal of SO <sub>x</sub> and other acidic gases
08	Hopcalite	Removal of CO by catalytic oxidation to CO <sub>2</sub>

### Notes

(1) Replace the first □ with the cartridge size and the second □ with the adsorber required, e.g. 12.57.A501

# Absorber Columns for Granular Media

## Vapour Adsorption

Our in-line Adsorption Housings are for the adsorption of various liquids within a gas stream and provide a simple, low-cost solution. Adsorption columns can also be used to remove specific elements of a gas, for example acidic gases.

The media can easily be replaced as the housings have a threaded connection and o-ring seals at each end. Replaceable filter pads are included to contain the media and also remove any loose particles from the granules.

It is recommended to use a coalescing filter housing as a pre-filter to remove liquid aerosols and droplets.

## Granular Adsorber Media

A range of granular adsorber materials are available and these are listed below, together with the principle uses. We are pleased to advise about any special applications you may have.

The media is supplied in resealable plastic containers and two sizes are available, 1 litre or 4 litres.



## Technical Specifications

Housing Model	NAD.38.150	NAD.38.150	NAD.50.200	NAD.50.350	NAD.70.250	NAD.70.450	NAD.70.650	NAD.100.450	NAD.100.650
Port Sizes	1/4" NPT	1/4" NPT	1/4" NPT	1/4" NPT	1/4" NPT	1/4" NPT	1/4" NPT	1/4" NPT	1/4" NPT
Maximum Pressure, psi	90	90	70	70	40	40	40	30	30
Maximum Temperature, °F	120	120	120	120	120	120	120	120	120
<b>Materials of Construction</b>									
Body	Acrylic	Acrylic	Acrylic	Acrylic	Acrylic	Acrylic	Acrylic	Acrylic	Acrylic
End Caps	POM	POM	POM	POM	POM	POM	POM	POM	POM
Filter Pads	PE	PE	PE	PE	PE	PE	PE	PE	PE
<b>Principle Dimensions</b>									
Diameter	1.50	1.50	1.95	1.95	2.75	2.75	2.75	3.95	3.95
Height	5.90	5.90	7.85	13.80	17.70	17.70	25.60	17.70	25.60
Volume, cc	80	80	215	440	610	1255	1900	2700	4100

Grade	Adsorber	Principle Uses
01	Activated Carbon Granules	Removal of hydrocarbons and other organic vapours
03	Molecular Sieve 4A	Removal of CO <sub>2</sub> , NH <sub>3</sub> , H <sub>2</sub> S, SO <sub>x</sub>
04	Molecular Sieve 13X	Removal of CO <sub>2</sub> , NH <sub>3</sub> , H <sub>2</sub> S, SO <sub>x</sub> , aromatics, amines
05	Silica Gel (Blue)	Removal of water vapour
05a	Silica Gel (Orange)	Removal of water vapour
06	Mixed Bases (SodaLime)	Removal of acidic gases, CO <sub>2</sub> , SO <sub>x</sub> , NO <sub>x</sub> , HCl
07	Potassium Permanganate	Removal of SO <sub>x</sub> and other acidic gases
08	Hopcalite	Removal of CO by catalytic oxidation to CO <sub>2</sub>



# NN212.AD & NN232.AD

## Absorber Housing

**Materials** Polyamide  
**Pressure** 150 psi  
**Ports** 1/4" or 1/2"

The NN212 & NN232 Adsorber Housings are a simple, cost effective solution for the adsorption of various chemical vapours in a gaseous stream. The hollow tube, with integral filter diverts the gas flow to the base of the bowl allowing complete passage of gas through the adsorber granules. Simply remove the filter bowl without disturbing the line connections to replace the used adsorber media. It is recommended to use a coalescing filter housing as a pre-filter to remove liquid aerosols and droplets.

Housings are available with 1/4" or 1/2" ports and have NPT ports and Viton seals. Other seal types are available as an option. BSPT and BSPP port types are also available.

A range of granular adsorber materials are available and these are listed below, together with the principle uses. We are pleased to advise about any special applications you may have. The media is supplied in resealable plastic containers and two sizes are available, 1 litre or 4 litres.



### Technical Specifications

Housing Model	NN212.201.AD	NN212.401.AD	NN232.201.AD	NN212.401.AD
Port Size	1/4" NPT	1/2" NPT	1/4" NPT	1/2" NPT
Drain	None	None	None	None
Maximum Pressure, psi	150	150	150	150
Maximum Temperature, °F	120	120	120	120
<b>Materials of Construction</b>				
Head, Bowl & Internals	PA	PA	PA	PA
Seals	Viton	Viton	Viton	Viton
Filter Pads	PE	PE	PE	PE
<b>Principle Dimensions in inches</b>				
Diameter	2.55	2.55	2.55	2.55
Height	5.80	5.80	9.7	9.7
Volume, cc	125	125	250	250
Weight, lbs	0.45	0.45	0.55	0.55
<b>Accessories</b>				
Mounting Bracket	MBSS21	MBSS21	MBSS21	MBSS21

Grade	Adsorber	Principle Uses
01	Activated Carbon Granules	Removal of hydrocarbons and other organic vapours
03	Molecular Sieve 4A	Removal of CO <sub>2</sub> , NH <sub>3</sub> , H <sub>2</sub> S, SO <sub>x</sub>
04	Molecular Sieve 13X	Removal of CO <sub>2</sub> , NH <sub>3</sub> , H <sub>2</sub> S, SO <sub>x</sub> , aromatics, amines
05	Silica Gel (Blue)	Removal of water vapour
05a	Silica Gel (Orange)	Removal of water vapour
06	Mixed Bases (SodaLime)	Removal of acidic gases, CO <sub>2</sub> , SO <sub>x</sub> , NO <sub>x</sub> , HCl
07	Potassium Permanganate	Removal of SO <sub>x</sub> and other acidic gases
08	Hopcalite	Removal of CO by catalytic oxidation to CO <sub>2</sub>

**Materials** 316L Stainless Steel  
**Pressure** 5000  
**Ports** 1/8" or 1/4"

The SS127 Adsorber Housings are a compact, simple but high performance solution for the adsorption of various chemical vapours in a gaseous stream. The hollow tube, with integral filter diverts the gas flow to the base of the bowl allowing complete passage of gas through the adsorber granules. Simply remove the filter bowl without disturbing the line connections to replace the used adsorber media. It is recommended to use a coalescing filter housing as a pre-filter to remove liquid aerosols and droplets.

Housings are available with 1/4" or 1/2" ports and have NPT ports and Viton seals. Other seal types are available as an option. BSPT and BSPP port types are also available.

A range of granular adsorber materials are available and these are listed below, together with the principle uses. We are pleased to advise about any special applications you may have. The media is supplied in resealable plastic containers and two sizes are available, 1 litre or 4 litres.



## Technical Specifications

Housing Model	SS117.111	SS117.221
Port Size	1/8" NPT	1/4" NPT
Drain	None	None
Maximum Pressure, psi	5000	5000
Maximum Temperature, °F	390	390
<b>Materials of Construction</b>		
Head, Bowl & Internals	316L SS	316L SS
Seal	Viton	Viton
Filters	316L SS	316L SS
<b>Principle Dimensions in inches</b>		
Diameter	1.40	1.40
Height	4.05	4.05
Volume, cc	115	115
Weight, lbs	3.20	3.20
<b>Accessories</b>		
Mounting Bracket	MBSS11	MBSS11

Grade	Adsorber	Principle Uses
01	Activated Carbon Granules	Removal of hydrocarbons and other organic vapours
03	Molecular Sieve 4A	Removal of CO <sub>2</sub> , NH <sub>3</sub> , H <sub>2</sub> S, SO <sub>x</sub>
04	Molecular Sieve 13X	Removal of CO <sub>2</sub> , NH <sub>3</sub> , H <sub>2</sub> S, SO <sub>x</sub> , aromatics, amines
05	Silica Gel (Blue)	Removal of water vapour
05a	Silica Gel (Orange)	Removal of water vapour
06	Mixed Bases (SodaLime)	Removal of acidic gases, CO <sub>2</sub> , SO <sub>x</sub> , NO <sub>x</sub> , HCl
07	Potassium Permanganate	Removal of SO <sub>x</sub> and other acidic gases
08	Hopcalite	Removal of CO by catalytic oxidation to CO <sub>2</sub>

# SS215.AD & SS235.AD


## Absorber Housing

**Materials** 316L Stainless Steel  
**Pressure** 1500 psi  
**Ports** 1/4" or 1/2"

The SS215 and SS235 Adsorber Housings are a simple but high performance solution for the adsorption of various chemical vapours in a gaseous stream. The hollow tube, with integral filter diverts the gas flow to the base of the bowl allowing complete passage of gas through the adsorber granules. Simply remove the filter bowl without disturbing the line connections to replace the used adsorber media. It is recommended to use a coalescing filter housing as a pre-filter to remove liquid aerosols and droplets.

Housings are available with 1/4" or 1/2" ports and have NPT ports and Viton seals. Other seal types are available as an option. BSPT and BSPP port types are also available.

A range of granular adsorber materials are available and these are listed below. together with the principle uses. We are pleased to advise about any special applications you may have. The media is supplied in resealable plastic containers and two sizes are available, 1 litre or 4 litres.



### Technical Specifications

Housing Model	SS215.201.AD	SS215.401.AD	SS235.201.AD	SS235.401.AD
Port Size	1/4" NPT	1/2" NPT	1/4" NPT	1/2" NPT
Drain	None	None	None	None
Maximum Pressure, psi	1500	1500	1500	1500
Maximum Temperature, °F	390	390	390	390
<b>Materials of Construction</b>				
Head, Bowl & Internals	316L SS	316L SS	316L SS	316L SS
Seal	Viton	Viton	Viton	Viton
Filter Pads	PE	PE	PE	PE
<b>Principle Dimensions in inches</b>				
Diameter	2.35	2.35	2.35	2.35
Height	5.05	5.05	9.50	9.50
Volume, cc	110	110	220	220
Weight, lbs	3.20	3.20	4.30	4.30
<b>Accessories</b>				
Mounting Bracket	MBSS21	MBSS21	MBSS21	MBSS21

Grade	Adsorber	Principle Uses
01	Activated Carbon Granules	Removal of hydrocarbons and other organic vapours
03	Molecular Sieve 4A	Removal of CO <sub>2</sub> , NH <sub>3</sub> , H <sub>2</sub> S, SO <sub>x</sub>
04	Molecular Sieve 13X	Removal of CO <sub>2</sub> , NH <sub>3</sub> , H <sub>2</sub> S, SO <sub>x</sub> , aromatics, amines
05	Silica Gel (Blue)	Removal of water vapour
05a	Silica Gel (Orange)	Removal of water vapour
06	Mixed Bases (SodaLime)	Removal of acidic gases, CO <sub>2</sub> , SO <sub>x</sub> , NO <sub>x</sub> , HCl
07	Potassium Permanganate	Removal of SO <sub>x</sub> and other acidic gases
08	Hopcalite	Removal of CO by catalytic oxidation to CO <sub>2</sub>

# SS218.AD & SS238.AD


## Absorber Housing

**Materials** 316L Stainless Steel  
**Pressure** 6000 psi

The SS218 and SS238 Adsorber Housings are a simple but high performance solution for the adsorption of various chemical vapours in a gaseous stream. The hollow tube, with integral filter diverts the gas flow to the base of the bowl allowing complete passage of gas through the adsorber granules. Simply remove the filter bowl without disturbing the line connections to replace the used adsorber media. It is recommended to use a coalescing filter housing as a pre-filter to remove liquid aerosols and droplets.

Housings are available with 1/4" or 1/2" ports and have NPT ports and Viton seals. Other seal types are available as an option. BSPT and BSPP port types are also available.

A range of granular adsorber materials are available and these are listed below. together with the principle uses. We are pleased to advise about any special applications you may have. The media is supplied in resealable plastic containers and two sizes are available, 1 litre or 4 litres.



## Technical Specifications

Housing Model	SS218.201.AD	SS218.401.AD	SS238.201.AD	SS238.401.AD
Port Size	1/4" NPT	1/2" NPT	1/4" NPT	1/2" NPT
Drain	None	None	None	None
Maximum Pressure, psi	6000	6000	6000	6000
Maximum Temperature, °F	390	390	390	390
<b>Materials of Construction</b>				
Head, Bowl & Internals	316L SS	316L SS	316L SS	316L SS
Seal	Viton	Viton	Viton	Viton
Filter Pads	PE	PE	PE	PE
<b>Principle Dimensions in inches</b>				
Diameter	3.35	3.35	3.35	3.35
Height	5.80	5.80	10.40	10.40
Volume, cc	110	110	220	220
Weight, lbs	5.60	5.60	8.25	8.25
<b>Accessories</b>				
Mounting Bracket	MBSS218	MBSS218	MBSS218	MBSS218

Grade	Adsorber	Principle Uses
01	Activated Carbon Granules	Removal of hydrocarbons and other organic vapours
03	Molecular Sieve 4A	Removal of CO <sub>2</sub> , NH <sub>3</sub> , H <sub>2</sub> S, SO <sub>x</sub>
04	Molecular Sieve 13X	Removal of CO <sub>2</sub> , NH <sub>3</sub> , H <sub>2</sub> S, SO <sub>x</sub> , aromatics, amines
05	Silica Gel (Blue)	Removal of water vapour
05a	Silica Gel (Orange)	Removal of water vapour
06	Mixed Bases (SodaLime)	Removal of acidic gases, CO <sub>2</sub> , SO <sub>x</sub> , NO <sub>x</sub> , HCl
07	Potassium Permanganate	Removal of SO <sub>x</sub> and other acidic gases
08	Hopcalite	Removal of CO by catalytic oxidation to CO <sub>2</sub>



# SH017

## SP76 Modular Filter Housing

<b>Materials</b>	<b>316L Stainless Steel</b>
<b>Pressure</b>	<b>5000 psi</b>
<b>Ports</b>	<b>SP76 &amp; 1/8"</b>
<b>Element</b>	<b>10.32.□</b>

The SH027 series SP76 filter housings are designed for SP76 compliant modular sample systems. The housings can be used for particulate or coalescing applications. Coalescing housings have a drain port. If a housing is used for coalescing any liquid in the sample will flow to the 1/8" NPT drain port.

The coalescing housings should only be used on a substrate that is mounted in the horizontal plane with the drain port at the lowest point below the inlet and outlet ports.

The housing design allows a quick change of the element as all the line connections are arranged in the body of the housing.

The housings are free from welds and comply with NACE MR-01-75 and are CE marked in accordance with PED 97/23/EC.



### Technical Specifications

Housing Model	SH017.L01	SH017.R01	SH017.L11	SH017.R11
Inlet/Outlet Connections	SP76	SP76	SP76	SP76
Drain	None	None	1/8" NPT	1/8" NPT
Maximum Pressure, psi	5000	5000	5000	5000
Maximum Temperature, °F (1)	390	390	390	390
Flow Direction	Left to Right	Right to Left	Left to Right	Right to Left
Substrate Plane	Any	Any	Horizontal	Horizontal
Inlet	Hole 1	Hole3	Hole 2	Hole 2
Outlet	Hole 2	Hole 2	Hole 3	Hole 1
<b>Materials of Construction (2)</b>				
Head, Bowl & Internals	316L SS	316L SS	316L SS	316L SS
Seals (3)	Viton	Viton	Viton	Viton
Filter Element Code (4)	10.32.□	10.32.□	10.32.□	10.32.□
<b>Principle Dimensions in inches</b>				
Diameter	1.50	1.50	1.50	1.50
Height	3.25	3.25	3.25	3.25
Volume, cc	15	15	15	15
Weight, lbs	0.65	0.65	0.65	0.65

#### Notes

- (1) Above 390°F the pressure rating is reduced, consult us for the exact rating at any specific temperature
- (2) Material abbreviations, 316L SS = 316L Stainless Steel
- (3) Add suffix for other seal types, PTFE = .T, Chemraz = .C, Nitrile = N, Kalrez = .K, EPDM = .E, Silicone = .S, (e.g. SH017.R11.T)
- (4) Replace the □ with the grade required, e.g. 10.32.5CK

# SH027

## SP76 Modular Filter Housing

<b>Materials</b>	<b>316L Stainless Steel</b>
<b>Pressure</b>	<b>5000 psi</b>
<b>Ports</b>	<b>SP76 &amp; 1/8"</b>
<b>Element</b>	<b>10.57.□</b>

The SH027 series SP76 filter housings are designed for SP76 compliant modular sample systems. The housings can be used for particulate or coalescing applications. Coalescing housings have a drain port. If a housing is used for coalescing any liquid in the sample will flow to the 1/8" NPT drain port.

The coalescing housings should only be used on a substrate that is mounted in the horizontal plane with the drain port at the lowest point below the inlet and outlet ports.

The housing design allows a quick change of the element as all the line connections are arranged in the body of the housing.

The housings are free from welds and comply with NACE MR-01-75 and are CE marked in accordance with PED 97/23/EC.



### Technical Specifications

Housing Model	SH027.L01	SH027.R01	SH027.L11	SH027.R11
Inlet/Outlet Connections	SP76	SP76	SP76	SP76
Drain	None	None	1/8" NPT	1/8" NPT
Maximum Pressure, psi	5000	5000	5000	5000
Maximum Temperature, °F (1)	390	390	390	390
Flow Direction	Left to Right	Right to Left	Left to Right	Right to Left
Substrate Plane	Any	Any	Horizontal	Horizontal
Inlet	Hole 1	Hole3	Hole 2	Hole 2
Outlet	Hole 2	Hole 2	Hole 3	Hole 1
<b>Materials of Construction (2)</b>				
Head, Bowl & Internals	316L SS	316L SS	316L SS	316L SS
Seals (3)	Viton	Viton	Viton	Viton
Filter Element Code (4)	10.57.□	10.57.□	10.57.□	10.57.□
<b>Principle Dimensions in inches</b>				
Diameter	1.50	1.50	1.50	1.50
Height	4.20	4.20	4.20	4.20
Volume, cc	15	15	15	15
Weight, lbs	0.75	0.75	0.75	0.75

#### Notes

- (1) Above 390°F the pressure rating is reduced, consult us for the exact rating at any specific temperature
- (2) Material abbreviations, 316L SS = 316L Stainless Steel
- (3) Add suffix for other seal types, PTFE = .T, Chemraz = .C, Nitrile = N, Kalrez = .K, EPDM = .E, Silicone = .S, (e.g. SH027.R11.T)
- (4) Replace the □ with the grade required, e.g. 10.57.5CK

# SG111 & SS112

## Filter Housing

<b>Materials</b>	<b>316L SS &amp; Pyrex Glass</b>
<b>Pressure</b>	<b>100 &amp; 150 psi</b>
<b>Ports</b>	<b>1/8" or 1/4"</b>
<b>Element</b>	<b>12.32.□</b>

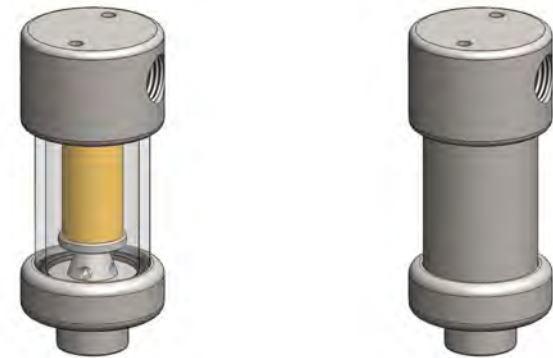
SG111 and SS112 series filter housings are specified for 1/8" & 1/4" line size applications at low pressure. For applications over 150 psi the SS117 housings are available.

The housings are constructed from 316L stainless steel with a stainless steel or Pyrex glass bowl. The Pyrex bowl is also fitted with a bowl guard, this is not shown.

Standard housings have NPT ports and include Viton seals. Other seal types are available as an option. BSPT and BSPP port types are also available.

The housings are free from welds and comply with NACE MR-01-75 and conform to SEP of PED 97/23/EC.

These housings can also be supplied in a wide range of exotic materials, such as Hastelloy, Monel, Titanium etc.



Bowl guard not shown

## Technical Specifications

Housing Model	SG111.111	SG111.211	SG111.221	SS112.111	SS112.211	SS112.221
Port Size	1/8" NPT	1/4" NPT	1/4" NPT	1/8" NPT	1/4" NPT	1/4" NPT
Drain	1/8" NPT	1/8" NPT	1/4" NPT	1/8" NPT	1/8" NPT	1/4" NPT
Maximum Pressure, psi (1)	100	100	100	150	150	150
Maximum Temperature, °F (2)	210	210	210	210	390	390
<b>Materials of Construction (3)</b>						
Head & Internals	316L SS	316L SS	316L SS	316L SS	316L SS	316L SS
Bowl	Pyrex	Pyrex	Pyrex	316L SS	316L SS	316L SS
Seals (4)	Viton	Viton	Viton	Viton	Viton	Viton
Filter Element Code (5)	12.32.□	12.32.□	12.32.□	12.32.□	12.32.□	12.32.□
Adsorber Cartridge Code (6)	12.32.AD□	12.32.AD□	12.32.AD□	12.32.AD□	12.32.AD□	12.32.AD□
<b>Principle Dimensions in inches</b>						
Diameter	1.55	1.55	1.55	1.55	1.55	1.55
Height	3.65	3.65	3.65	3.65	3.65	3.65
Volume, cc	25	25	25	25	25	25
Weight, lbs	0.90	0.90	0.90	0.90	0.90	0.90
<b>Accessories</b>						
Support Core	SCSS11	SCSS11	SCSS11	SCSS11	SCSS11	SCSS11
Mounting Bracket	MBSS11	MBSS11	MBSS11	MBSS11	MBSS11	MBSS11

### Notes

- (1) Above 390°F the pressure rating is reduced, consult us for the exact rating at any specific temperature (not SG types)
- (2) Maximum temperature is with standard seals. For temperatures up to 615°F use Chemraz seals
- (3) Material abbreviations, 316L SS = 316L Stainless Steel
- (4) Add suffix for other seal types, PTFE = .T, Chemraz = .C, Nitrile = N, Kalrez = .K, EPDM = .E, Silicone = .S, (e.g. SG111.221.T)
- (5) Replace the □ with the grade required, e.g. 12.32.5CK, 12.32.S20V, 12.32.T20
- (6) Replace the □ with the type required, e.g. 12.32.AD01

<b>Materials</b>	<b>316L Stainless Steel</b>
<b>Pressure</b>	<b>5000 psi</b>
<b>Ports</b>	<b>1/8", 1/4" &amp; 1/2"</b>
<b>Element</b>	<b>12.32.□</b>

SS117 series filter housings are specified for 1/8" & 1/4" line size applications where response times are critical. When the flow rate or contamination levels are higher the SS127 series housings should be considered.

Higher pressure versions are available, see the SS119 series for applications up to 10000 psi.

Standard housings have NPT ports and a Viton seal. Other seal types are available as an option. BSPT and BSPP port types are also available.

The housings are free from welds and comply with NACE MR-01-75 and are CE marked in accordance with PED 97/23/EC.

These housings can also be supplied in a wide range of exotic materials, such as Hastelloy, Monel, Titanium etc.



## Technical Specifications

Housing Model	SS117.101	SS117.111	SS117.201	SS117.221	SS117.401	SS117.421
Port Size	1/8" NPT	1/8" NPT	1/4" NPT	1/4" NPT	1/2" NPT	1/2" NPT
Drain	None	1/8" NPT	None	1/4" NPT	None	1/4" NPT
Maximum Pressure, psi (1)	5000	5000	5000	5000	5000	5000
Maximum Temperature, °F (2)	390	390	390	390	390	390
<b>Materials of Construction (3)</b>						
Head, Bowl & Internals	316L SS	316L SS	316L SS	316L SS	316L SS	316L SS
Seal (4)	Viton	Viton	Viton	Viton	Viton	Viton
Filter Element Code (5)	12.32.□	12.32.□	12.32.□	12.32.□	12.32.□	12.32.□
Adsorber Cartridge Code (6)	12.32.AS□	12.32.AS□	12.32.AS□	12.32.AS□	12.32.AS□	12.32.AS□
<b>Principle Dimensions in inches</b>						
Diameter in inches	1.40	1.40	1.40	1.40	1.40	1.40
Height in inches	3.10	3.10	3.10	3.10	3.10	3.10
Volume, cc	25	25	25	25	25	25
Weight, lbs	0.85	0.85	0.85	0.85	0.85	0.85
<b>Accessories</b>						
Support Core	SCSS11	SCSS11	SCSS11	SCSS11	SCSS11	SCSS11
Mounting Bracket	MBSS11	MBSS11	MBSS11	MBSS11	MBSS11	MBSS11

### Notes

- (1) Above 400°F the pressure rating is reduced, consult us for the exact rating at any specific temperature
- (2) Maximum temperature 400°F using standard seal. For temperatures up to 615°F use a Chemraz seal
- (3) Material abbreviations, 316L SS = 316L Stainless Steel
- (4) Add suffix for other seal types, PTFE = .T, Chemraz = .C, Nitrile = N, Kalrez = .K, EPDM = .E, Silicone = .S, (e.g. SS117.221.T)
- (5) Replace the □ with the grade required, e.g. 12.32.5CK, 12.32.S20V, 12.32.T20
- (6) Replace the □ with the type required, e.g. 12.32.AS01




**Materials** 316L Stainless Steel  
**Pressure** 5000 psi  
**Ports** 1/8" or 1/4"  
**Element** 12.32.□

SV117 series filter housings are specified for 1/8" & 1/4" line size coalescing applications. The housing is designed so the ports and drain connection are all arranged in the head. This means that the drain does not have to be disconnected to change the filter element and the element remains vertical which is the correct orientation for efficient coalescing.

Standard housings have NPT ports and include Viton seals. Other seal types are available as an option. BSPT and BSPP port types are also available.

The housings are free from welds and comply with NACE MR-01-75 and are CE marked in accordance with PED 97/23/EC.

These housings can also be supplied in a wide range of exotic materials, such as Hastelloy, Monel, Titanium etc.



## Technical Specifications

Housing Model	SV117.111	SV117.221
Port Size	1/8" NPT	1/4" NPT
Drain	1/8" NPT	1/4" NPT
Maximum Pressure, psi (1)	5000	5000
Maximum Temperature, °F (2)	390	390
<b>Materials of Construction (3)</b>		
Head, Bowl & Internals	316L SS	316L SS
Seals (4)	Viton	Viton
Filter Element Code (5)	12.32.□	12.32.□
<b>Principle Dimensions in inches</b>		
Diameter	1.75	1.75
Height	3.15	3.15
Volume, cc	25	25
Weight, lbs	1.20	1.20
<b>Accessories</b>		
Mounting Bracket	MBSV117	MBSV117

### Notes

- (1) Above 390°F the pressure rating is reduced, consult us for the exact rating at any specific temperature
- (2) Maximum temperature 390°F using standard seal. For temperatures up to 615°F use a Chemraz seal
- (3) Material abbreviations, 316L SS = 316L Stainless Steel
- (4) Add suffix for other seal types, Chemraz = .C, Nitrile = N, Kalrez = .K, EPDM = .E, Silicone = .S, (e.g. SV117.221.E)
- (5) Replace the □ with the grade required, e.g. 12.32.5CK


<b>Materials</b>	<b>316L Stainless Steel</b>
<b>Pressure</b>	<b>10000 psi</b>
<b>Ports</b>	<b>1/8" or 1/4"</b>
<b>Element</b>	<b>12.32.□</b>

SS119 series filter housings are specified for 1/8" & 1/4" line size applications up to 10000 psi where response times are critical. If the flow rate or contamination is higher, or where service intervals must be kept as long as possible, the SS129 series housings should be considered. For applications less than 5000 psi see the SS117 series housings.

Standard housings have NPT ports and a Viton seal. Other seal types are available as an option. BSPT and BSPP port types are also available.

The housings are free from welds and comply with NACE MR-01-75 and are CE marked in accordance with PED 97/23/EC.

These housings can also be supplied in a wide range of exotic materials, such as Hastelloy, Monel, Titanium etc.



## Technical Specifications

Housing Model	SS119.101	SS119.111	SS119.201	SS119.221
Port Size	1/8" NPT	1/8" NPT	1/4" NPT	1/4" NPT
Drain	None	1/8" NPT	None	1/4" NPT
Maximum Pressure, psi (1)	10000	10000	10000	10000
Maximum Temperature, °F (2)	390	390	390	390
<b>Materials of Construction (3)</b>				
Head, Bowl & Internals	316L SS	316L SS	316L SS	316L SS
Seal (4)	Viton	Viton	Viton	Viton
Filter Element Code (5)	12.32.□	12.32.□	12.32.□	12.32.□
Adsorber Cartridge Code (6)	12.32.AS□	12.32.AS□	12.32.AS□	12.32.AS□
<b>Principle Dimensions in inches</b>				
Diameter	2.55	2.55	2.55	2.55
Height	4.35	4.35	4.35	4.35
Volume, cc	30	30	30	30
Weight, lbs	5.30	5.30	5.30	5.30
<b>Accessories</b>				
Support Core	SCSS11	SCSS11	SCSS11	SCSS11
Mounting Bracket	MBSS21	MBSS21	MBSS21	MBSS21

### Notes

- (1) Above 390°F the pressure rating is reduced, consult us for the exact rating at any specific temperature
- (2) Maximum temperature 390°F using standard seal. For temperatures up to 615°F use a Chemraz seal
- (3) Material abbreviations, 316L SS = 316L Stainless Steel
- (4) Add suffix for other seal types, PTFE = .T, Chemraz = .C, Nitrile = N, Kalrez = .K, EPDM = .E, Silicone = .S, (e.g. SS119.221.T)
- (5) Replace the □ with the grade required, e.g. 12.32.5CK, 12.32.S20V, 12.32.T20
- (6) Replace the □ with the type required, e.g. 12.32.AS01

# SG121 & SS122

## Filter Housing


<b>Materials</b>	<b>316L SS &amp; Pyrex Glass</b>
<b>Pressure</b>	<b>100 &amp; 150 psi</b>
<b>Ports</b>	<b>1/8" or 1/4"</b>
<b>Element</b>	<b>12.57.□</b>

SG121 and SS122 series filter housings are specified for 1/8" & 1/4" line size applications at low pressure. For applications over 150 psi the SS127 housings are available. The housings are constructed from 316L stainless steel with a stainless steel or Pyrex glass bowl. The Pyrex bowl is also fitted with a bowl guard, this is not shown.

Standard housings have NPT ports and Viton seals. Other seal types are available as an option. BSPT and BSPP port types are also available.

The housings are free from welds and comply with NACE MR-01-75 and conform to SEP of PED 97/23/EC.

These housings can also be supplied in a wide range of exotic materials, such as Hastelloy, Monel, Titanium etc.



Bowl guard not shown

## Technical Specifications

Housing Model	SG121.111	SG121.211	SG121.221	SS122.111	SS122.211	SS122.221
Port Size	1/8" NPT	1/4" NPT	1/4" NPT	1/8" NPT	1/4" NPT	1/4" NPT
Drain	1/8" NPT	1/8" NPT	1/4" NPT	1/8" NPT	1/8" NPT	1/4" NPT
Maximum Pressure, psi (1)	100	100	100	150	150	150
Maximum Temperature, °F (2)	210	210	210	390	390	390
<b>Materials of Construction (3)</b>						
Head & Internals	316L SS	316L SS	316L SS	316L SS	316L SS	316L SS
Bowl	Pyrex	Pyrex	Pyrex	316L SS	316L SS	316L SS
Seals (4)	Viton	Viton	Viton	Viton	Viton	Viton
Filter Element Code (5)	12.57.□	12.57.□	12.57.□	12.57.□	12.57.□	12.57.□
Adsorber Cartridge Code (6)	12.57.AD□	12.57.AD□	12.57.AD□	12.57.AD□	12.57.AD□	12.57.AD□
<b>Principle Dimensions in inches</b>						
Diameter	1.55	1.55	1.55	1.55	1.55	1.55
Height	4.65	4.65	4.65	4.65	4.65	4.65
Volume, cc	45	45	45	45	45	45
Weight, lbs	0.90	0.90	0.90	0.90	0.90	0.90
<b>Accessories</b>						
Support Core	SCSS12	SCSS12	SCSS12	SCSS12	SCSS12	SCSS12
Mounting Bracket	MBSS11	MBSS11	MBSS11	MBSS11	MBSS11	MBSS11

### Notes

- (1) Above 390°F the pressure rating is reduced, consult us for the exact rating at any specific temperature (not SG types)
- (2) Maximum temperature is with standard seals. For temperatures up to 615°F use Chemraz seals
- (3) Material abbreviations, 316L SS = 316L Stainless Steel
- (4) Add suffix for other seal types, PTFE = .T, Chemraz = .C, Nitrile = N, Kalrez = .K, EPDM = .E, Silicone = .S, (e.g. SG121.221.T)
- (5) Replace the □ with the grade required, e.g. 12.32.5CK, 12.32.S20V, 12.32.T20
- (6) Replace the □ with the type required, e.g. 12.32.AD01


**Materials** 316L Stainless Steel  
**Pressure** 5000 psi  
**Ports** 1/8", 1/4" & 1/2"  
**Element** 12.57.□

SS127 series filter housings are specified for general 1/8" & 1/4" line size applications. The SS117 series housings should be considered for applications where response time is critical. Higher pressure versions are available, see the SS129 series for applications up to 10000 psi.

Standard housings have NPT ports and a Viton seal. Other seal types are available as an option. BSPT and BSPP port types are also available.

The housings are free from welds and comply with NACE MR-01-75 and are CE marked in accordance with PED 97/23/EC.

These housings can also be supplied in a wide range of exotic materials, such as Hastelloy, Monel, Titanium etc.



## Technical Specifications

Housing Model	SS127.101	SS127.111	SS127.201	SS127.221	SS127.401	SS127.421
Port Size	1/8" NPT	1/8" NPT	1/4" NPT	1/4" NPT	1/2" NPT	1/2" NPT
Drain	None	1/8" NPT	None	1/4" NPT	None	None
Maximum Pressure, psi (1)	5000	5000	5000	5000	5000	5000
Maximum Temperature, °F (2)	390	390	390	390	390	390
<b>Materials of Construction (3)</b>						
Head, Bowl & Internals	316L SS	316L SS	316L SS	316L SS	316L SS	316L SS
Seal (4)	Viton	Viton	Viton	Viton	Viton	Viton
Filter Element Code (5)	12.57.□	12.57.□	12.57.□	12.57.□	12.57.□	12.57.□
Adsorber Cartridge Code (6)	12.57.AS□	12.57.AS□	12.57.AS□	12.57.AS□	12.57.AS□	12.57.AS□
<b>Principle Dimensions in inches</b>						
Diameter	1.40	1.40	1.40	1.40	1.40	1.40
Height	4.05	4.05	4.05	4.05	4.05	4.05
Volume, cc	35	35	35	35	35	35
Weight, lbs	1.10	1.10	1.10	1.10	1.10	1.10
<b>Accessories</b>						
Support Core	SCSS12	SCSS12	SCSS12	SCSS12	SCSS12	SCSS12
Mounting Bracket	MBSS11	MBSS11	MBSS11	MBSS11	MBSS11	MBSS11

### Notes

- (1) Above 390°F the pressure rating is reduced, consult us for the exact rating at any specific temperature
- (2) Maximum temperature 390°F using standard seal. For temperatures up to 615°F use a Chemraz seal
- (3) Material abbreviations, 316L SS = 316L Stainless Steel
- (4) Add suffix for other seal types, PTFE = .T, Chemraz = .C, Nitrile = N, Kalrez = .K, EPDM = .E, Silicone = .S, (e.g. SS127.221.T)
- (5) Replace the □ with the grade required, e.g. 12.57.5CK, 12.57.S20V, 12.57.T20
- (6) Replace the □ with the type required, e.g. 12.57.AS01



# SS127.MG

## Filter Housing with Magnet

<b>Materials</b>	<b>316L Stainless Steel</b>
<b>Pressure</b>	<b>5000 psi</b>
<b>Ports</b>	<b>1/8", 1/4" &amp; 1/2"</b>
<b>Element</b>	<b>12.32.□</b>
<b>Magnet</b>	<b>13/18.25.MAG</b>

SS127.MG series filter housings are based on our standard SS127 series and have both a filter element & Neodymium magnet in one housing.

Special and custom housing can also be supplied with internal arrangements to suit specific applications.

Standard housings have NPT ports and a Viton seal. Other seal types are available as an option. BSPT and BSPP port types are also available.

The housings are free from welds and comply with NACE MR-01-75 and are CE marked in accordance with PED 97/23/EC.



## Technical Specifications

Housing Model	SS127.101.MG	SS127.111.MG	SS127.201.MG	SS127.221.MG	SS127.401.MG	SS127.421.MG
Port Size	1/8" NPT	1/8" NPT	1/4" NPT	1/4" NPT	1/2" NPT	1/2" NPT
Drain	None	1/8" NPT	None	1/4" NPT	None	1/4" NPT
Maximum Pressure, psi (1)	5000	5000	5000	5000	5000	5000
Maximum Temperature, °F (2)	390	390	390	390	390	390
<b>Materials of Construction (3)</b>						
Head, Bowl & Internals	316L SS	316L SS	316L SS	316L SS	316L SS	316L SS
Seal (4)	Viton	Viton	Viton	Viton	Viton	Viton
Filter Element Code (5)	12.32.□	12.32.□	12.32.□	12.32.□	12.32.□	12.32.□
Magnet Code	13/18.25.MAG	13/18.25.MAG	13/18.25.MAG	13/18.25.MAG	13/18.25.MAG	13/18.25.MAG
<b>Principle Dimensions in inches</b>						
Diameter	1.40	1.40	1.40	1.40	1.95	1.95
Height	4.05	4.05	4.05	4.05	4.55	4.55
Volume, cc	35	35	35	35	37.5	37.5
Weight, lbs	1.10	1.10	1.10	1.10	1.90	1.90
<b>Accessories</b>						
Support Core	SCSS11	SCSS11	SCSS11	SCSS11	SCSS11	SCSS11
Mounting Bracket	MBSS11	MBSS11	MBSS11	MBSS11	MBSS11	MBSS11

### Notes

- (1) Above 390°F the pressure rating is reduced, consult us for the exact rating at any specific temperature
- (2) Maximum temperature 390°F using standard seal. For temperatures up to 615°F use a Chemraz seal
- (3) Material abbreviations, 316L SS = 316L Stainless Steel
- (4) Add suffix for other seal types, PTFE = .T, Chemraz = .C, Nitrile = .N, Kalrez = .K, EPDM = .E, Silicone = .S, (e.g. SS127.221.T.MG)
- (5) Replace the □ with the grade required, e.g. 12.32.SS100, 12.32.S20V,

# SS125.F

## Float Valve Housing

**Materials** 316L Stainless Steel  
**Pressure** 1500 psi  
**Ports** 1/8", 1/4" & 1/2"

SS125.F series float valve housings are based on our standard SS127 series and have PVDF float ball to shut off the flow when collected liquids reach a certain level.

Special and custom housing can also be supplied with internal arrangements to suit specific applications.

Standard housings have NPT ports and a Viton seal. Other seal types are available as an option. BSPT and BSPP port types are also available.

The housings are free from welds and comply with NACE MR-01-75 and are CE marked in accordance with PED 97/23/EC.



## Technical Specifications

Housing Model	SS125.111.F	SS125.221.F	SS125.421.F
Port Size	1/8" NPT	1/4" NPT	1/2" NPT
Drain	1/8" NPT	1/4" NPT	1/4" NPT
Maximum Pressure, psi	1500	1500	1500
Maximum Temperature, °F	210	210	210
<b>Materials of Construction (1)</b>			
Head, Bowl & Internals	316L SS	316L SS	316L SS
Float Ball	PVDF	PVDF	PVDF
Seals (2)	Viton	Viton	Viton
<b>Principle Dimensions in inches</b>			
Diameter	1.40	1.40	1.95
Height	4.05	4.05	4.55
Volume, cc	35	35	37.5
Weight, lbs	1.10	1.10	1.90
<b>Accessories</b>			
Mounting Bracket	MBSS11	MBSS11	MBSS11

### Notes

(1) Material abbreviations, 316L SS = 316L Stainless Steel, PVDF = polyvinylidene difluoride

(2) Add suffix for other seal types, PTFE = .T, Chemraz = .C, Nitrile = N, Kalrez = .K, EPDM = .E, Silicone = .S, (e.g. SS125.421.F.T)

# SV127

## Inverted Coalescing Filter Housing


<b>Materials</b>	<b>316L Stainless Steel</b>
<b>Pressure</b>	<b>5000 psi</b>
<b>Ports</b>	<b>1/8" or 1/4"</b>
<b>Element</b>	<b>12.57.□</b>

SV127 series filter housings are specified for 1/8" & 1/4" line size coalescing applications. The housing is designed so the ports and drain connection are all arranged in the head. This means that the drain does not have to be disconnected to change the filter element and the element remains vertical which is the correct orientation for efficient coalescing.

Standard housings have NPT ports and include Viton seals. Other seal types are available as an option. BSPT and BSPP port types are also available.

The housings are free from welds and comply with NACE MR-01-75 and are CE marked in accordance with PED 97/23/EC.

These housings can also be supplied in a wide range of exotic materials, such as Hastelloy, Monel, Titanium etc.



### Technical Specifications

#### Housing Model

#### SV127.111

#### SV127.221

Port Size	1/8" NPT	1/4" NPT
Drain	1/8" NPT	1/4" NPT
Maximum Pressure, psi (1)	5000	5000
Maximum Temperature, °F (2)	390	390
<b>Materials of Construction (3)</b>		
Head, Bowl & Internals	316L SS	316L SS
Seals (4)	Viton	Viton
Filter Element Code (5)	12.57.□	12.57.□
<b>Principle Dimensions in inches</b>		
Diameter	1.75	1.75
Height	4.15	4.15
Volume, cc	25	25
Weight, lbs	1.45	1.45
<b>Accessories</b>		
Mounting Bracket	MBSV117	MBSV117

#### Notes

- (1) Above 390°F the pressure rating is reduced, consult us for the exact rating at any specific temperature
- (2) Maximum temperature 390°F using standard seal. For temperatures up to 615°F use a Chemraz seal
- (3) Material abbreviations, 316L SS = 316L Stainless Steel
- (4) Add suffix for other seal types, Chemraz = .C, Nitrile = N, Kalrez = .K, EPDM = .E, Silicone = .S, (e.g. SV117.221.E)
- (5) Replace the □ with the grade required, e.g. 12.32.5CK

<b>Materials</b>	<b>316L Stainless Steel</b>
<b>Pressure</b>	<b>5000 psi</b>
<b>Ports</b>	<b>1/8" &amp; 1/4"</b>
<b>Vent Option</b>	<b>1/8"</b>
<b>Element</b>	<b>12.76.□</b>

SS147 series filter housings are specified for pilot/operated pressure regulator applications. Fitted with a high efficiency coalescing filter element, the SS147 will remove solid particles and liquid aerosols, giving complete protection to the pilot control valve.

Standard housings have NPT ports and a Viton seal. Other seal types are available as an option. BSPT and BSPP port types are also available.

The housings are free from welds and comply with NACE MR-01-75 and are CE marked in accordance with PED 97/23/EC.

These housings can also be supplied in a wide range of exotic materials, such as Hastelloy, Monel, Titanium etc.



## Technical Specifications

Housing Model (1)	SS147.111	SS147.111.LB	SS147.221	SS147.221.LB
Port Size	1/8" NPT	1/8" NPT	1/4" NPT	1/4" NPT
Drain	None	1/8" NPT	None	1/4" NPT
Maximum Pressure, psi (1)	5000	5000	5000	5000
Maximum Temperature, °F (2)	390	390	390	390
<b>Materials of Construction (3)</b>				
Head, Bowl & Internals	316L SS	316L SS	316L SS	316L SS
Seal (4)	Viton	Viton	Viton	Viton
Filter Element Code (5)	12.76.□	12.76.□	12.76.□	12.76.□
<b>Principle Dimensions in inches</b>				
Diameter	1.40	1.40	1.40	1.40
Height	6.00	7.55	6.00	7.55
Volume, cc	70	95	70	95
Weight, lbs	1.50	1.85	1.50	1.85
<b>Accessories</b>				
Support Core	SCSS12	SCSS12	SCSS12	SCSS12
Mounting Bracket	MBSS11	MBSS11	MBSS11	MBSS11

### Notes

- (1) Housings available with a vent option in the top of the head. Add suffix .V11 (e.g SS147.221.V11)
- (2) Above 200°C the pressure rating is reduced, consult us for the exact rating at any specific temperature
- (3) Maximum temperature 200°C using standard seal. For temperatures up to 324°C use a Chemraz seal
- (4) Material abbreviations, 316L SS = 316L Stainless Steel
- (5) Add suffix for other seal types, PTFE = .T, Chemraz = .C, Nitrile = N, Kalrez = .K, EPDM = .E, Silicone = .S, (e.g. SS147.221.T)
- (6) Replace the □ with the grade required, e.g. 12.76.7CS, 12.76.S20V, 12.76.T20



# SG211 & SS212

## Filter Housing


<b>Materials</b>	<b>316L SS &amp; Pyrex Glass</b>
<b>Pressure</b>	<b>100 &amp; 150 psi</b>
<b>Ports</b>	<b>1/4" or 1/2"</b>
<b>Element</b>	<b>25.64.□</b>

SG211 and SS212 series filter housings are specified for 1/8" & 1/4" line size applications at low pressure. For applications over 150 psi the SS215 housings are available. The housings are constructed from 316L stainless steel with a stainless steel or Pyrex glass bowl. The Pyrex bowl is also fitted with a bowl guard, this is not shown.

Standard housings have NPT ports and Viton seals. Other seal types are available as an option. BSPT and BSPP port types are also available.

The housings are free from welds and comply with NACE MR-01-75 and conform to SEP of PED 97/23/EC.

These housings can also be supplied in a wide range of exotic materials, such as Hastelloy, Monel, Titanium etc.



Bowl guard not shown

## Technical Specifications

Housing Model	SG211.211	SG211.221	SG211.411	SG211.421	SS212.211	SS212.221	SS212.411	SS212.421
Port Size	1/4" NPT	1/4" NPT	1/2" NPT	1/2" NPT	1/4" NPT	1/4" NPT	1/2" NPT	1/2" NPT
Drain	1/8" NPT	1/4" NPT	1/8" NPT	1/4" NPT	1/8" NPT	1/4" NPT	1/8" NPT	1/4" NPT
Maximum Pressure, psi (1)	100	100	100	100	150	150	150	150
Maximum Temperature, °F (2)	210	210	210	210	390	390	390	390
<b>Materials of Construction (3)</b>								
Head & Internals	316L SS	316L SS	316L SS	316L SS	316L SS	316L SS	316L SS	316L SS
Bowl	Pyrex	Pyrex	Pyrex	Pyrex	316L SS	316L SS	316L SS	316L SS
Seals (4)	Viton	Viton	Viton	Viton	Viton	Viton	Viton	Viton
Filter Element Code (5)	25.64.□	25.64.□	25.64.□	25.64.□	25.64.□	25.64.□	25.64.□	25.64.□
Adsorber Cartridge Code (6)	25.64.AD□	25.64.AD□	25.64.AD□	25.64.AD□	25.64.AD□	25.64.AD□	25.64.AD□	25.64.AD□
<b>Principle Dimensions in inches</b>								
Diameter	2.20	2.20	2.20	2.20	2.20	2.20	2.20	2.20
Height	5.20	5.20	5.20	5.20	5.20	5.20	5.20	5.20
Volume, cc	70	70	70	70	70	70	70	70
Weight, lbs	2.40	2.40	2.40	2.40	2.65	2.65	2.65	2.65
<b>Accessories</b>								
Support Core	SCSS21	SCSS21	SCSS21	SCSS21	SCSS21	SCSS21	SCSS21	SCSS21
Mounting Bracket	MBSS21	MBSS21	MBSS21	MBSS21	MBSS21	MBSS21	MBSS21	MBSS21

### Notes

- (1) Above 390°F the pressure rating is reduced, consult us for the exact rating at any specific temperature (not SG types)
- (2) Maximum temperature 390°F using standard seal. For temperatures up to 615°F use a Chemraz seal
- (3) Material abbreviations, 316L SS = 316L Stainless Steel
- (4) Add suffix for other seal types, PTFE = .T, Chemraz = .C, Nitrile = N, Kalrez = .K, EPDM = .E, Silicone = .S, (e.g. SG211.221.T)
- (5) Replace the □ with the grade required, e.g. 25.64.5CK, 25.64.S20V, 25.64.T20
- (6) Replace the □ with the type required, e.g. 25.64.AD01


**Materials** 316L Stainless Steel  
**Pressure** 15000 psi  
**Ports** 1/4" & 3/8" C & T  
**Element** 12.57.□

SS1210 series filter housings are specified for applications up to 20000 psi. For applications less than 10000 psi see the SS127 and SS129 series housings.

Standard housings have 1/4" & 3/8" coned and threaded ports and a Viton seal. Other port sizes and seal types are available as an option.

The housings are free from welds and comply with NACE MR-01-75 and are CE marked in accordance with PED 97/23/EC.

These housings can also be supplied in a wide range of exotic materials, such as Hastelloy, Monel, Titanium etc.



## Technical Specifications

Housing Model	SS1210.205	SS1210.225	SS1210.305	SS1210.335
Port Size (1)	1/4" C & T	1/4" C & T	3/8" C & T	3/8" C & T
Drain	None	1/4" C & T	None	3/8" C & T
Maximum Pressure, psi (2)	15000	15000	15000	15000
Maximum Temperature, °F (3)	390	390	390	390
<b>Materials of Construction (4)</b>				
Head, Bowl & Internals	316L SS	316L SS	316L SS	316L SS
Seal (5)	Viton	Viton	Viton	Viton
Filter Element Code (6)	12.57.□	12.57.□	12.57.□	12.57.□
Adsorber Cartridge Code (7)	12.57.AS□	12.57.AS□	12.57.AS□	12.57.AS□
<b>Principle Dimensions in inches</b>				
Diameter	3.95	3.95	3.95	3.95
Height	5.55	5.55	5.55	5.55
Volume, cc	50	50	50	50
Weight, lbs	17.5	17.5	17.5	17.5
<b>Accessories</b>				
Support Core	SCSS12	SCSS12	SCSS12	SCSS12
Mounting Bracket	MBSS42	MBSS42	MBSS42	MBSS42

### Notes

- (1) C & T = Coned and Threaded connection
- (2) Above 390°F the pressure rating is reduced, consult us for the exact rating at any specific temperature
- (3) Maximum temperature 390°F using standard seal. For temperatures up to 615°F use a Chemraz seal
- (4) Material abbreviations, 316L SS = 316L Stainless Steel
- (5) Add suffix for other seal types, Chemraz = .C, Nitrile = N, Kalrez = .K, EPDM = .E, Silicone = .S, (e.g. SS1210.221.E)
- (6) Replace the □ with the grade required, e.g. 12.57.5CK, 12.57.S20V, 12.57.T20
- (7) Replace the □ with the type required, e.g. 12.57.AS01


**Materials** 316L Stainless Steel  
**Pressure** 20000 psi  
**Ports** 1/4" & 3/8" C & T  
**Element** 12.57.□

SS1211 series filter housings are specified for applications up to 20000 psi. For applications less than 10000 psi see the SS127, SS129 and SS1210 series housings.

Standard housings have 1/4" & 3/8" coned and threaded ports and a Viton seal. Other port sizes and seal types are available as an option.

The housings are free from welds and comply with NACE MR-01-75 and are CE marked in accordance with PED 97/23/EC.

These housings can also be supplied in a wide range of exotic materials, such as Hastelloy, Monel, Titanium etc.



## Technical Specifications

Housing Model	SS1211.205	SS1211.225	SS1211.305	SS1211.335
Port Size (1)	1/4" C & T	1/4" C & T	3/8" C & T	3/8" C & T
Drain	None	1/4" C & T	None	3/8" C & T
Maximum Pressure, psi (2)	20000	20000	20000	20000
Maximum Temperature, °F (3)	390	390	390	390
<b>Materials of Construction (4)</b>				
Head, Bowl & Internals	316L SS	316L SS	316L SS	316L SS
Seal (5)	Viton	Viton	Viton	Viton
Filter Element Code (6)	12.57.□	12.57.□	12.57.□	12.57.□
Adsorber Cartridge Code (7)	12.57.AS□	12.57.AS□	12.57.AS□	12.57.AS□
<b>Principle Dimensions in inches</b>				
Diameter	7.85	7.85	7.85	7.85
Height	6.50	6.50	6.50	6.50
Volume, cc	50	50	50	50
Weight, lbs	81.40	81.40	81.40	81.40
<b>Accessories</b>				
Support Core	SCSS12	SCSS12	SCSS12	SCSS12
Mounting Bracket	MBSS428	MBSS428	MBSS428	MBSS428

### Notes

- (1) C & T = Coned & Threaded connection
- (2) Above 390°F the pressure rating is reduced, consult us for the exact rating at any specific temperature
- (3) Maximum temperature 390°F using standard seal. For temperatures up to 615°F use a Chemraz seal
- (4) Material abbreviations, 316L SS = 316L Stainless Steel
- (5) Add suffix for other seal types, Chemraz = .C, Nitrile = N, Kalrez = .K, EPDM = .E, Silicone = .S, (e.g. SS1211.221.E)
- (6) Replace the □ with the grade required, e.g. 12.57.5CK, 12.57.S20V, 12.57.T20
- (7) Replace the □ with the type required, e.g. 12.57.AS01

# SG211 & SS212

## Filter Housing


<b>Materials</b>	<b>316L SS &amp; Pyrex Glass</b>
<b>Pressure</b>	<b>100 &amp; 150 psi</b>
<b>Ports</b>	<b>1/4" or 1/2"</b>
<b>Element</b>	<b>25.64.□</b>

SG211 and SS212 series filter housings are specified for 1/8" & 1/4" line size applications at low pressure. For applications over 150 psi the SS215 housings are available. The housings are constructed from 316L stainless steel with a stainless steel or Pyrex glass. The Pyrex bowl is also fitted with a bowl guard, this is not shown.

Standard housings have NPT ports and Viton seals. Other seal types are available as an option. BSPT and BSPP port types are also available.

The housings are free from welds and comply with NACE MR-01-75 and conform to SEP of PED 97/23/EC.

These housings can also be supplied in a wide range of exotic materials, such as Hastelloy, Monel, Titanium etc.



Bowl guard not shown

## Technical Specifications

Housing Model	SG211.211	SG211.221	SG211.411	SG211.421	SS212.211	SS212.221	SS212.411	SS212.421
Port Size	1/4" NPT	1/4" NPT	1/2" NPT	1/2" NPT	1/4" NPT	1/4" NPT	1/2" NPT	1/2" NPT
Drain	1/8" NPT	1/4" NPT	1/8" NPT	1/4" NPT	1/8" NPT	1/4" NPT	1/8" NPT	1/4" NPT
Maximum Pressure, psi (1)	100	100	100	100	150	150	150	150
Maximum Temperature, °F (2)	210	210	210	210	390	390	390	390
<b>Materials of Construction (3)</b>								
Head & Internals	316L SS	316L SS	316L SS	316L SS	316L SS	316L SS	316L SS	316L SS
Bowl	Pyrex	Pyrex	Pyrex	Pyrex	316L SS	316L SS	316L SS	316L SS
Seals (4)	Viton	Viton	Viton	Viton	Viton	Viton	Viton	Viton
Filter Element Code (5)	25.64.□	25.64.□	25.64.□	25.64.□	25.64.□	25.64.□	25.64.□	25.64.□
Adsorber Cartridge Code (6)	25.64.AD□	25.64.AD□	25.64.AD□	25.64.AD□	25.64.AD□	25.64.AD□	25.64.AD□	25.64.AD□
<b>Principle Dimensions in inches</b>								
Diameter	2.20	2.20	2.20	2.20	2.20	2.20	2.20	2.20
Height	5.20	5.20	5.20	5.20	5.20	5.20	5.20	5.20
Volume, cc	70	70	70	70	70	70	70	70
Weight, lbs	2.40	2.40	2.40	2.40	2.65	2.65	2.65	2.65
<b>Accessories</b>								
Support Core	SCSS21	SCSS21	SCSS21	SCSS21	SCSS21	SCSS21	SCSS21	SCSS21
Mounting Bracket	MBSS21	MBSS21	MBSS21	MBSS21	MBSS21	MBSS21	MBSS21	MBSS21

### Notes

- (1) Above 390°F the pressure rating is reduced, consult us for the exact rating at any specific temperature (not SG types)
- (2) Maximum temperature 390°F using standard seal. For temperatures up to 615°F use a Chemraz seal
- (3) Material abbreviations, 316L SS = 316L Stainless Steel
- (4) Add suffix for other seal types, PTFE = .T, Chemraz = .C, Nitrile = N, Kalrez = .K, EPDM = .E, Silicone = .S, (e.g. SG211.221.T)
- (5) Replace the □ with the grade required, e.g. 25.64.5CK, 25.64.S20V, 25.64.T20
- (6) Replace the □ with the type required, e.g. 25.64.AD01




**Materials** 316L Stainless Steel  
**Pressure** 1500 psi  
**Ports** 1/4" or 1/2"  
**Element** 25.64.□

SS215 series filter housings are specified for 1/4" line size applications and for 1/2" applications where response time must be kept short. If the flow rate or contamination is high, or where service intervals must be kept as long as possible, SS235 series housings should be considered. For applications over 1500 psi high pressure versions are available, see the SS216 and SS218 series.

Standard housings have NPT ports and a Viton seal. Other seal types are available as an option. BSPT and BSPP port types are also available.

The housings are free from welds and comply with NACE MR-01-75 and conform to SEP of PED 97/23/EC.

These housings can also be supplied in a wide range of exotic materials, such as Hastelloy, Monel, Titanium etc.



## Technical Specifications

Housing Model	SS215.201	SS215.221	SS215.401	SS215.421	SS215.441
Port Size	1/4" NPT	1/4" NPT	1/2" NPT	1/2" NPT	1/2" NPT
Drain	None	1/4" NPT	None	1/4" NPT	1/2" NPT
Maximum Pressure, psi (1)	1500	1500	1500	1500	1500
Maximum Temperature, °F (2)	390	390	390	390	390
<b>Materials of Construction (3)</b>					
Head, Bowl & Internals	316L SS	316L SS	316L SS	316L SS	316L SS
Seal (4)	Viton	Viton	Viton	Viton	Viton
Filter Element Code (5)	25.64.□	25.64.□	25.64.□	25.64.□	25.64.□
Adsorber Cartridge Code (6)	25.64.AD□	25.64.AD□	25.64.AD□	25.64.AD□	25.64.AD□
<b>Principle Dimensions in inches</b>					
Diameter	2.35	2.35	2.35	2.35	2.35
Height	5.05	5.05	5.05	5.05	5.05
Volume, cc	115	115	115	115	115
Weight, lbs	3.20	3.20	3.20	3.20	3.20
<b>Accessories</b>					
Support Core	SCSS21	SCSS21	SCSS21	SCSS21	SCSS21
Mounting Bracket	MBSS21	MBSS21	MBSS21	MBSS21	MBSS21

### Notes

- (1) Above 390°F the pressure rating is reduced, consult us for the exact rating at any specific temperature
- (2) Maximum temperature 390°F using standard seal. For temperatures up to 615°F use a Chemraz seal
- (3) Material abbreviations, 316L SS = 316L Stainless Steel
- (4) Add suffix for other seal types, PTFE = .T, Chemraz = .C, Nitrile = N, Kalrez = .K, EPDM = .E, Silicone = .S, (e.g. SS215.221.T)
- (5) Replace the □ with the grade required, e.g. 25.64.5CK, 25.64.S20V, 25.64.T20
- (6) Replace the □ with the type required, e.g. 25.64.AD01

<b>Materials</b>	<b>316L Stainless Steel</b>
<b>Pressure</b>	<b>100 Bar</b>
<b>Ports</b>	<b>1/4" or 1/2"</b>
<b>Element</b>	<b>25.64.□</b>


SiS215 series filter housings with differential pressure indicators are specified for 1/4" line size applications and for 1/2" applications where response time must be kept short. If the flow rate or contamination is high, or where service intervals must be kept as long as possible, SiS235 series housings should be considered. For applications over 100 Bar high pressure versions are available, see the SiS216 and SiS218 series.

Standard housings have NPT ports and Viton seals. Other seal types are available as an option. BSPT and BSPP port types are also available.

The housings are free from welds and comply with NACE MR-01-75 and conform to SEP of PED 97/23/EC.

These housings can also be supplied in a wide range of exotic materials, such as Hastelloy, Monel, Titanium etc.

See data sheet CF/2.0/139 for more details about the DPI.



## Technical Specifications

Housing Model (1)	SiS215.201	SiS215.221	SiS215.401	SiS215.421	SiS215.441
Port Size	1/4" NPT	1/4" NPT	1/2" NPT	1/2" NPT	1/2" NPT
Drain	None	1/4" NPT	None	1/4" NPT	1/2" NPT
Maximum Pressure, Bar	100	100	100	100	100
Maximum Temperature, °C (2)	100	100	100	100	100
<b>Materials of Construction (3)</b>					
Head, Bowl & Internals	316L SS	316L SS	316L SS	316L SS	316L SS
Magnet (4)	Neodymium	Neodymium	Neodymium	Neodymium	Neodymium
Cover	Acrylic	Acrylic	Acrylic	Acrylic	Acrylic
Seals (5)	Viton	Viton	Viton	Viton	Viton
Filter Element Code (6)	25.64.□	25.64.□	25.64.□	25.64.□	25.64.□
<b>Principal Dimensions in mm</b>					
Diameter	60	60	60	60	60
Height	168	168	168	168	168
Volume, cc	115	115	115	115	115
Weight, kg	1.8	1.8	1.8	1.8	1.8
<b>Accessories</b>					
Support Core	SCSS21	SCSS21	SCSS21	SCSS21	SCSS21
Mounting Bracket	MBSiS21	MBSiS21	MBSiS21	MBSiS21	MBSiS21

### Notes

- (1) Change part number to SeS215 for the electrical DPI version
- (2) Maximum temperature 100°C due to differential pressure indicator
- (3) Material abbreviations, 316L SS = 316L Stainless Steel
- (4) The magnet is electroplated with Ni-Cu-Ni
- (5) Add suffix for other seal types, Chemraz = .C, Nitrile = N, Kalrez = .K, EPDM = .E, Silicone = .S, (e.g. SiS215.221.E)
- (6) Replace the □ with the grade required, e.g. 25.64.5CK, 25.64.S20V, 25.64.T20

# SV215

## Inverted Coalescing Filter Housing


<b>Materials</b>	<b>316L Stainless Steel</b>
<b>Pressure</b>	<b>1500 psi</b>
<b>Ports</b>	<b>1/4" or 1/2"</b>
<b>Element</b>	<b>25.64.□</b>

SV215 series filter housings are specified for 1/4" & 1/2" line size coalescing applications. The housing is designed so the ports and drain connection are all arranged in the head. This means that the drain does not have to be disconnected to change the filter element and the element remains vertical which is the correct orientation for efficient coalescing.

Standard housings have NPT ports and Viton seals. Other seal types are available as an option. BSPT and BSPP port types are also available.

The housings are free from welds and comply with NACE MR-01-75 and conform to SEP of PED 97/23/EC.

These housings can also be supplied in a wide range of exotic materials, such as Hastelloy, Monel, Titanium etc.



### Technical Specifications

#### Housing Model

#### SV215.221

#### SV215.421

Port Size	1/4" NPT	1/2" NPT
Drain	1/4" NPT	1/4" NPT
Maximum Pressure, psi (1)	1500	1500
Maximum Temperature, °F (2)	390	390

#### Materials of Construction (3)

Head, Bowl & Internals	316L SS	316L SS
Seals (4)	Viton	Viton
Filter Element Code (5)	25.64.□	25.64.□

#### Principle Dimensions in inches

Diameter	2.50	2.50
Height	5.05	5.05
Volume, cc	115	115
Weight, lbs	3.65	3.65

#### Accessories

Mounting Bracket	MBSV215	MBSV215
------------------	---------	---------

#### Notes

- (1) Above 390°F the pressure rating is reduced, consult us for the exact rating at any specific temperature
- (2) Maximum temperature 390°F using standard seal. For temperatures up to 615°F use a Chemraz seal
- (3) Material abbreviations, 316L SS = 316L Stainless Steel
- (4) Add suffix for other seal types, Chemraz = .C, Nitrile = N, Kalrez = .K, EPDM = .E, Silicone = .S, (e.g. SV215.221.E)
- (5) Replace the □ with the grade required, e.g. 25.64.5CK


**Materials** 316L Stainless Steel  
**Pressure** 3000 psi  
**Ports** 1/4" or 1/2"  
**Element** 25.64.□

SS216 series filter housings are specified for 3000 psi 1/4" line size applications and for 1/2" applications where response time must be kept short. If the flow rate or contamination is high, or where service intervals must be kept as long as possible, SS236 series housings should be considered. For applications less than 1500 psi see the SS215 series and for over 3000 psi see the SS218 series.

Standard housings have NPT ports and a Viton seal. Other seal types are available as an option. BSPT and BSPP port types are also available.

The housings are free from welds and comply with NACE MR-01-75 and are CE marked in accordance with PED 97/23/EC.

These housings can also be supplied in a wide range of exotic materials, such as Hastelloy, Monel, Titanium etc.



## Technical Specifications

Housing Model	SS216.201	SS216.221	SS216.401	SS216.421	SS216.441
Port Size	1/4" NPT	1/4" NPT	1/2" NPT	1/2" NPT	1/2" NPT
Drain	None	1/4" NPT	None	1/4" NPT	1/2" NPT
Maximum Pressure, psi (1)	3000	3000	3000	3000	3000
Maximum Temperature, °F (2)	390	390	390	390	390
<b>Materials of Construction (3)</b>					
Head, Bowl & Internals	316L SS	316L SS	316L SS	316L SS	316L SS
Seal (4)	Viton	Viton	Viton	Viton	Viton
Filter Element Code (5)	25.64.□	25.64.□	25.64.□	25.64.□	25.64.□
Adsorber Cartridge Code (6)	25.64.AD□	25.64.AD□	25.64.AD□	25.64.AD□	25.64.AD□
<b>Principle Dimensions in inches</b>					
Diameter	2.50	2.50	2.50	2.50	2.50
Height	5.30	5.30	5.30	5.30	5.30
Volume, cc	120	120	120	120	120
Weight, lbs	4.60	4.60	4.60	4.60	4.60
<b>Accessories</b>					
Support Core	SCSS21	SCSS21	SCSS21	SCSS21	SCSS21
Mounting Bracket	MBSS21	MBSS21	MBSS21	MBSS21	MBSS21

### Notes

- (1) Above 390°F the pressure rating is reduced, consult us for the exact rating at any specific temperature
- (2) Maximum temperature 390°F using standard seal. For temperatures up to 615°F use a Chemraz seal
- (3) Material abbreviations, 316L SS = 316L Stainless Steel
- (4) Add suffix for other seal types, PTFE = .T, Chemraz = .C, Nitrile = N, Kalrez = .K, EPDM = .E, Silicone = .S, (e.g. SS216.221.T)
- (5) Replace the □ with the grade required, e.g. 25.64.5CK, 25.64.S20V, 25.64.T20
- (6) Replace the □ with the type required, e.g. 25.64.AD01

**Materials** 316L Stainless Steel  
**Pressure** 3000 psi  
**Ports** 1/4" or 1/2"  
**Element** 25.64.□


SiS216 series filter housings with differential pressure indicators are specified for 3000 psi 1/4" line size and for 1/2" applications where response time must be kept short. If the flow rate or contamination is high, or where service intervals must be kept as long as possible, SiS236 series housings should be considered. For applications less than 1500 psi see the SiS215 series and for over 3000 psi see the SiS218 series.

Standard housings have NPT ports and Viton seals. Other seal types are available as an option. BSPT and BSPP port types are also available.

The housings are free from welds and comply with NACE MR-01-75 and are CE marked in accordance with PED 97/23/EC.

These housings can also be supplied in a wide range of exotic materials, such as Hastelloy, Monel, Titanium etc.

See data sheet CF/2.0a/139 for more details about the DPI.



## Technical Specifications

Housing Model (1)	SiS216.201	SiS216.221	SiS216.401	SiS216.421	SiS216.441
Port Size	1/4" NPT	1/4" NPT	1/2" NPT	1/2" NPT	1/2" NPT
Drain	None	1/4" NPT	None	1/4" NPT	1/2" NPT
Maximum Pressure, psi	3000	3000	3000	3000	3000
Maximum Temperature, °F (2)	200	200	200	200	200
<b>Materials of Construction (3)</b>					
Head, Bowl & Internals	316L SS	316L SS	316L SS	316L SS	316L SS
Magnet (4)	Neodymium	Neodymium	Neodymium	Neodymium	Neodymium
Cover	Acrylic	Acrylic	Acrylic	Acrylic	Acrylic
Seals (5)	Viton	Viton	Viton	Viton	Viton
Filter Element Code (6)	25.64.□	25.64.□	25.64.□	25.64.□	25.64.□
<b>Principle Dimensions in inches</b>					
Diameter	2.50	2.50	2.50	2.50	2.50
Height	6.85	6.85	6.85	6.85	6.85
Volume, cc	120	120	120	120	120
Weight, lbs	5.70	5.70	5.70	5.70	5.70
<b>Accessories</b>					
Support Core	SCSS21	SCSS21	SCSS21	SCSS21	SCSS21
Mounting Bracket	MBSiS21	MBSiS21	MBSiS21	MBSiS21	MBSiS21

### Notes

- (1) Change part number to SeS216 for the electrical DPI version
- (2) Maximum temperature 200°F due to differential pressure indicator
- (3) Material abbreviations, 316L SS = 316L Stainless Steel
- (4) The magnet is electroplated with Ni-Cu-Ni
- (5) Add suffix for other seal types, Chemraz = .C, Nitrile = N, Kalrez = .K, EPDM = .E, Silicone = .S, (e.g. SiS216.221.E)
- (6) Replace the □ with the grade required, e.g. 25.64.5CK, 25.64.S20V, 25.64.T20




**Materials** 316L Stainless Steel  
**Pressure** 6000 psi  
**Ports** 1/4" or 1/2"  
**Element** 25.64.□

SS218 series filter housings are specified for 6000 psi 1/4" line size applications and for 1/2" applications where response time must be kept short. If the flow rate or contamination is high, or where service intervals must be kept as long as possible, SS238 series housings should be considered. For applications up to 1500 psi see the SS215 series and for up to 3000 psi see the SS216 series.

Standard housings have NPT ports and a Viton seal. Other seal types are available as an option. BSPT and BSPP port types are also available.

The housings are free from welds and comply with NACE MR-01-75 and are CE marked in accordance with PED 97/23/EC.

These housings can also be supplied in a wide range of exotic materials, such as Hastelloy, Monel, Titanium etc.



## Technical Specifications

Housing Model	SS218.201	SS218.221	SS218.401	SS218.421	SS218.441
Port Size	1/4" NPT	1/4" NPT	1/2" NPT	1/2" NPT	1/2" NPT
Drain	None	1/4" NPT	None	1/4" NPT	1/2" NPT
Maximum Pressure, psi (1)	6000	6000	6000	6000	6000
Maximum Temperature, °F (2)	390	390	390	390	390
<b>Materials of Construction (3)</b>					
Head, Bowl & Internals	316L SS	316L SS	316L SS	316L SS	316L SS
Seal (4)	Viton	Viton	Viton	Viton	Viton
Filter Element Code (5)	25.64.□	25.64.□	25.64.□	25.64.□	25.64.□
Adsorber Cartridge Code (6)	25.64.AD□	25.64.AD□	25.64.AD□	25.64.AD□	25.64.AD□
<b>Principle Dimensions in inches</b>					
Diameter	3.35	3.35	3.35	3.35	3.35
Height	5.80	5.80	5.80	5.80	5.80
Volume, cc	160	160	160	160	160
Weight, lbs	5.60	5.60	5.60	5.60	5.60
<b>Accessories</b>					
Support Core	SCSS21	SCSS21	SCSS21	SCSS21	SCSS21
Mounting Bracket	MBSS218	MBSS218	MBSS218	MBSS218	MBSS218

### Notes

- (1) Above 390°F the pressure rating is reduced, consult us for the exact rating at any specific temperature
- (2) Maximum temperature 390°F using standard seal. For temperatures up to 615°F use a Chemraz seal
- (3) Material abbreviations, 316L SS = 316L Stainless Steel
- (4) Add suffix for other seal types, PTFE = .T, Chemraz = .C, Nitrile = N, Kalrez = .K, EPDM = .E, Silicone = .S, (e.g. SS218.221.T)
- (5) Replace the □ with the grade required, e.g. 25.64.5CK, 25.64.S20V, 25.64.T20
- (6) Replace the □ with the type required, e.g. 25.64.AD01

<b>Materials</b>	<b>316L Stainless Steel</b>
<b>Pressure</b>	<b>6000 psi</b>
<b>Ports</b>	<b>1/4" or 1/2"</b>
<b>Element</b>	<b>25.64.□</b>


SiS218 series filter housings with differential pressure indicators are specified for 6000 psi 1/4" line size and for 1/2" applications where response time must be kept short. If the flow rate or contamination is high, or where service intervals must be kept as long as possible, SiS238 series housings should be considered. For applications up to 1500 psi see the SiS215 series and for up to 3000 psi see the SiS216 series.

Standard housings have NPT ports and Viton seals. Other seal types are available as an option. BSPT and BSPP port types are also available.

The housings are free from welds and comply with NACE MR-01-75 and are CE marked in accordance with PED 97/23/EC.

These housings can also be supplied in a wide range of exotic materials, such as Hastelloy, Monel, Titanium etc.

See data sheet CF/2.0a/139 for more details about the DPI.



## Technical Specifications

Housing Model (1)	SiS218.201	SiS218.221	SiS218.401	SiS218.421	SiS218.441
Port Size	1/4" NPT	1/4" NPT	1/2" NPT	1/2" NPT	1/2" NPT
Drain	None	1/4" NPT	None	1/4" NPT	1/2" NPT
Maximum Pressure, psi	6000	6000	6000	6000	6000
Maximum Temperature, °F (2)	200	200	200	200	200
<b>Materials of Construction (3)</b>					
Head, Bowl & Internals	316L SS	316L SS	316L SS	316L SS	316L SS
Magnet (4)	Neodymium	Neodymium	Neodymium	Neodymium	Neodymium
Cover	Acrylic	Acrylic	Acrylic	Acrylic	Acrylic
Seals (5)	Viton	Viton	Viton	Viton	Viton
Filter Element Code (6)	25.64.□	25.64.□	25.64.□	25.64.□	25.64.□
<b>Principle Dimensions in inches</b>					
Diameter	3.35	3.35	3.35	3.35	3.35
Height	7.10	7.10	7.10	7.10	7.10
Volume, cc	160	160	160	160	160
Weight, lbs	10.35	10.35	10.35	10.35	10.35
<b>Accessories</b>					
Support Core	SCSS21	SCSS21	SCSS21	SCSS21	SCSS21
Mounting Bracket	MBSiS218	MBSiS218	MBSiS218	MBSiS218	MBSiS218

### Notes

- (1) Change part number to SeS218 for the electrical DPI version
- (2) Maximum temperature 200°F due to differential pressure indicator
- (3) Material abbreviations, 316L SS = 316L Stainless Steel
- (4) The magnet is electroplated with Ni-Cu-Ni
- (5) Add suffix for other seal types, Chemraz = .C, Nitrile = N, Kalrez = .K, EPDM = .E, Silicone = .S, (e.g. SiS218.221.E)
- (6) Replace the □ with the grade required, e.g. 25.64.5CK, 25.64.S20V, 25.64.T20


**Materials** 316L Stainless Steel  
**Pressure** 10000 psi  
**Ports** 1/4" or 1/2"  
**Element** 25.64.□

SS219 series filter housings are specified for 10000 psi 1/4" line size applications and for 1/2" applications where response time must be kept short. If the flow rate or contamination is high, or where service intervals must be kept as long as possible, SS239 series housings should be considered. For applications at lower pressures see the SS215, SS216, and SS218 series housings.

Standard housings have NPT ports and a Viton seal. Other seal types are available as an option. BSPT and BSPP port types are also available.

The housings are free from welds and comply with NACE MR-01-75 and are CE marked in accordance with PED 97/23/EC.

These housings can also be supplied in a wide range of exotic materials, such as Hastelloy, Monel, Titanium etc.



## Technical Specifications

Housing Model	SS219.201	SS219.221	SS219.401	SS219.421	SS219.441
Port Size	1/4" NPT	1/4" NPT	1/2" NPT	1/2" NPT	1/2" NPT
Drain	None	1/4" NPT	None	1/4" NPT	1/2" NPT
Maximum Pressure, psi (1)	10000	10000	10000	10000	10000
Maximum Temperature, °F (2)	390	390	390	390	390
<b>Materials of Construction (3)</b>					
Head, Bowl & Internals	316L SS	316L SS	316L SS	316L SS	316L SS
Seal (4)	Viton	Viton	Viton	Viton	Viton
Filter Element Code (5)	25.64.□	25.64.□	25.64.□	25.64.□	25.64.□
Adsorber Cartridge Code (6)	25.64.AD□	25.64.AD□	25.64.AD□	25.64.AD□	25.64.AD□
<b>Principle Dimensions in inches</b>					
Diameter	5.50	5.50	5.50	5.50	5.50
Height	7.35	7.35	7.35	7.35	7.35
Volume, cc	175	175	175	175	175
Weight, lbs	35.65	35.65	35.65	35.65	35.65
<b>Accessories</b>					
Support Core	SCSS21	SCSS21	SCSS21	SCSS21	SCSS21
Mounting Bracket	MBSS219	MBSS219	MBSS219	MBSS219	MBSS219

### Notes

- (1) Above 390°F the pressure rating is reduced, consult us for the exact rating at any specific temperature
- (2) Maximum temperature 390°F using standard seal. For temperatures up to 615°F use a Chemraz seal
- (3) Material abbreviations, 316L SS = 316L Stainless Steel
- (4) Add suffix for other seal types, PTFE = .T, Chemraz = .C, Nitrile = N, Kalrez = .K, EPDM = .E, Silicone = .S, (e.g. SS219.221.T)
- (5) Replace the □ with the grade required, e.g. 25.64.5CK, 25.64.S20V, 25.64.T20
- (6) Replace the □ with the type required, e.g. 25.64.AD01

**Materials** 316L Stainless Steel  
**Pressure** 10000 psi  
**Ports** 1/4" or 1/2"  
**Element** 25.64.□


SiS219 series filter housings with differential pressure indicators are specified for 10000 psi 1/4" line size and for 1/2" applications where response time must be kept short. If the flow rate or contamination is high, or where service intervals must be kept as long as possible, SiS239 series housings should be considered. For applications at lower pressures see the SiS215, SiS216, and SiS218 series housings.

Standard housings have NPT ports and Viton seals. Other seal types are available as an option. BSPT and BSPP port types are also available.

The housings are free from welds and comply with NACE MR-01-75 and are CE marked in accordance with PED 97/23/EC.

These housings can also be supplied in a wide range of exotic materials, such as Hastelloy, Monel, Titanium etc.

See data sheet CF/2.0a/139 for more details on the DPI.



## Technical Specifications

Housing Model (1)	SiS219.201	SiS219.221	SiS219.401	SiS219.421	SiS21.441
Port Size	1/4" NPT	1/4" NPT	1/2" NPT	1/2" NPT	1/2" NPT
Drain	None	1/4" NPT	None	1/4" NPT	1/2" NPT
Maximum Pressure, psi	10000	10000	10000	10000	10000
Maximum Temperature, °F (2)	200	200	200	200	200
<b>Materials of Construction (3)</b>					
Head, Bowl & Internals	316L SS	316L SS	316L SS	316L SS	316L SS
Magnet (4)	Neodymium	Neodymium	Neodymium	Neodymium	Neodymium
Cover	Acrylic	Acrylic	Acrylic	Acrylic	Acrylic
Seals (5)	Viton	Viton	Viton	Viton	Viton
Filter Element Code (6)	25.64.□	25.64.□	25.64.□	25.64.□	25.64.□
<b>Principle Dimensions in inches</b>					
Diameter	5.50	5.50	5.50	5.50	5.50
Height	8.20	8.20	8.20	8.20	8.20
Volume, cc	175	175	175	175	175
Weight, lbs	35.65	35.65	35.65	35.65	35.65
<b>Accessories</b>					
Support Core	SCSS21	SCSS21	SCSS21	SCSS21	SCSS21
Mounting Bracket	MBSiS219	MBSiS219	MBSiS219	MBSiS219	MBSiS219

### Notes

- (1) Change part number to SeS219 for the electrical DPI version
- (2) Maximum temperature 200°F due to differential pressure indicator
- (3) Material abbreviations, 316L SS = 316L Stainless Steel
- (4) The magnet is electroplated with Ni-Cu-Ni
- (5) Add suffix for other seal types, Chemraz = .C, Nitrile = N, Kalrez = .K, EPDM = .E, Silicone = .S, (e.g. SiS219.221.E)
- (6) Replace the □ with the grade required, e.g. 25.64.5CK, 25.64.S20V, 25.64.T20

# SG231 & SS232

## Filter Housing


**Materials** 316L SS & Pyrex Glass  
**Pressure** 100 & 150 psi  
**Ports** 1/4" or 1/2"  
**Element** 25.178.□

SG231 and SS231 series filter housings are specified for 1/4" & 1/2" line size applications at low pressure. For applications over 150 psi the SS235 housings are available. The housings are constructed from 316L stainless steel with a stainless steel or Pyrex glass bowl. The Pyrex bowl is also fitted with a bowl guard, this is not shown.

Standard housings have NPT ports and Viton seals. Other seal types are available as an option. BSPT and BSPP port types are also available.

The housings are free from welds and comply with NACE MR-01-75 and conform to SEP of PED 97/23/EC.

These housings are also supplied in a wide range of exotic materials, such as Hastelloy, Monel, Titanium etc.



Bowl guard not shown

## Technical Specifications

Housing Model	SG231.211	SG231.221	SG231.411	SG231.421	SS232.211	SS232.221	SS232.411	SS232.421
Port Size	1/4" NPT	1/4" NPT	1/2" NPT	1/2" NPT	1/4" NPT	1/4" NPT	1/2" NPT	1/2" NPT
Drain	1/8" NPT	1/4" NPT	1/8" NPT	1/4" NPT	1/8" NPT	1/4" NPT	1/8" NPT	1/4" NPT
Maximum Pressure, psi (1)	100	100	100	100	150	150	150	150
Maximum Temperature, °F (2)	210	210	210	210	390	390	390	390
<b>Materials of Construction (3)</b>								
Head & Internals	316L SS	316L SS	316L SS	316L SS	316L SS	316L SS	316L SS	316L SS
Bowl	Pyrex	Pyrex	Pyrex	Pyrex	316L SS	316L SS	316L SS	316L SS
Seals (4)	Viton	Viton	Viton	Viton	Viton	Viton	Viton	Viton
Filter Element Code (5)	25.178.□	25.178.□	25.178.□	25.178.□	25.178.□	25.178.□	25.178.□	25.178.□
Adsorber Cartridge Code (6)	25.178.AD□	25.178.AD□	25.178.AD□	25.178.AD□	25.178.AD□	25.178.AD□	25.178.AD□	25.178.AD□
<b>Principle Dimensions in inches</b>								
Diameter	2.20	2.20	2.20	2.20	2.20	2.20	2.20	2.20
Height	9.65	9.65	9.65	9.65	9.65	9.65	9.65	9.65
Volume, cc	250	250	250	250	250	250	250	250
Weight, lbs	2.75	2.75	2.75	2.75	2.85	2.85	2.85	2.85
<b>Accessories</b>								
Support Core	SCSS23	SCSS23	SCSS23	SCSS23	SCSS23	SCSS23	SCSS23	SCSS23
Mounting Bracket	MBSS21	MBSS21	MBSS21	MBSS21	MBSS21	MBSS21	MBSS21	MBSS21

### Notes

- (1) Above 390°F the pressure rating is reduced, consult us for the exact rating at any specific temperature (not SG types)
- (2) Maximum temperature 390°F using standard seal. For temperatures up to 615°F use a Chemraz seal
- (3) Material abbreviations, 316L SS = 316L Stainless Steel
- (4) Add suffix for other seal types, PTFE = .T, Chemraz = .C, Nitrile = N, Kalrez = .K, EPDM = .E, Silicone = .S, (e.g. SG231.221.T)
- (5) Replace the □ with the grade required, e.g. 25.178.SCK, 25.178.S20V, 25.178.T20
- (6) Replace the □ with the type required, e.g. 25.178.AD01




**Materials** 316L Stainless Steel  
**Pressure** 1500 psi  
**Ports** 1/4", 1/2" or 3/4"  
**Element** 25.178.□

SS235 series filter housings are specified for 1/4" & 1/2" line size applications where contamination or the flow rate is high. Higher pressure versions are available for applications over 1500 psi, see the SS236 and SS238 series housings. The SS215 series offers a more compact design for lower flow rates.

Standard housings have NPT ports and a Viton seal. Other seal types are available as an option. BSPT and BSPP port types are also available.

The housings are free from welds and comply with NACE MR-01-75 and conform to SEP of PED 97/23/EC.

These housings can also be supplied in a wide range of exotic materials, such as Hastelloy, Monel, Titanium etc.



## Technical Specifications

Housing Model	SS235.201	SS235.221	SS235.401	SS235.421	SS235.441	SS235.501	SS235.521	SS235.541
Port Size	1/4" NPT	1/4" NPT	1/2" NPT	1/2" NPT	1/2" NPT	3/4" NPT	3/4" NPT	3/4" NPT
Drain	None	1/4" NPT	None	1/4" NPT	1/2" NPT	None	1/4" NPT	1/2" NPT
Maximum Pressure, psi (1)	1500	1500	1500	1500	1500	1500	1500	1500
Maximum Temperature, °F (2)	390	390	390	390	390	390	390	390
<b>Materials of Construction (3)</b>								
Head, Bowl & Internals	316L SS	316L SS	316L SS	316L SS	316L SS	316L SS	316L SS	316L SS
Seal (4)	Viton	Viton	Viton	Viton	Viton	Viton	Viton	Viton
Filter Element Code (5)	25.178.□	25.178.□	25.178.□	25.178.□	25.178.□	25.178.□	25.178.□	25.178.□
Adsorber Cartridge Code (6)	25.178.AD□	25.178.AD□	25.178.AD□	25.178.AD□	25.178.AD□	25.178.AD□	25.178.AD□	25.178.AD□
<b>Principle Dimensions in inches</b>								
Diameter	2.35	2.35	2.35	2.35	2.35	2.75	2.75	2.75
Height	9.50	9.50	9.50	9.50	9.50	10.05	10.05	10.05
Volume, cc	265	265	265	265	265	270	270	270
Weight, lbs	4.30	4.30	4.30	4.30	4.30	6.50	6.50	6.50
<b>Accessories</b>								
Support Core	SCSS23	SCSS23	SCSS23	SCSS23	SCSS23	SCSS23	SCSS23	SCSS23
Mounting Bracket	MBSS21	MBSS21	MBSS21	MBSS21	MBSS21	MBSS21	MBSS21	MBSS21

### Notes

- (1) Above 390°F the pressure rating is reduced, consult us for the exact rating at any specific temperature
- (2) Maximum temperature 390°F using standard seal. For temperatures up to 615°F use a Chemraz seal
- (3) Material abbreviations, 316L SS = 316L Stainless Steel
- (4) Add suffix for other seal types, PTFE = .T, Chemraz = .C, Nitrile = .N, Kalrez = .K, EPDM = .E, Silicone = .S, (e.g. SS235.221.T)
- (5) Replace the □ with the grade required, e.g. 25.178.SCK, 25.178.S20V, 25.178.T20
- (6) Replace the □ with the type required, e.g. 25.178.AD01

**Materials** 316L Stainless Steel  
**Pressure** 1500 psi  
**Ports** 1/4", 1/2" or 3/4"  
**Element** 25.178.□

SiS235 series filter housings with differential pressure indicators are specified for 1/4" & 1/2" line size applications where contamination or flow rate is high. Higher pressure versions are available for applications over 1500 psi, see the SiS236 and SiS238 series housings. The SiS235 series offers a more compact design for lower flow rates.

Standard housings have NPT ports and a Viton seal. Other seal types are available as an option. BSPT and BSPP port types are also available.

The housings are free from welds and comply with NACE MR-01-75 and conform to SEP of PED 97/23/EC.

These housings can also be supplied in a wide range of exotic materials, such as Hastelloy, Monel, Titanium etc.

See data sheet CF/2.0a/139 for more details about the DPI.



## Technical Specifications

Housing Model (1)	SiS235.201	SiS235.221	SiS235.401	SiS235.421	SiS235.441	SiS235.501	SiS235.521	SiS235.541
Port Size	1/4" NPT	1/4" NPT	1/2" NPT	1/2" NPT	1/2" NPT	3/4" NPT	3/4" NPT	3/4" NPT
Drain	None	1/4" NPT	None	1/4" NPT	1/2" NPT	None	1/4" NPT	1/2" NPT
Maximum Pressure, psi	1500	1500	1500	1500	1500	1500	1500	1500
Maximum Temperature, °F (2)	200	200	200	200	200	200	200	200
<b>Materials of Construction (3)</b>								
Head, Bowl & Internals	316L SS	316L SS	316L SS	316L SS	316L SS	316L SS	316L SS	316L SS
Magnet (4)	Neodymium	Neodymium	Neodymium	Neodymium	Neodymium	Neodymium	Neodymium	Neodymium
Cover	Acrylic	Acrylic	Acrylic	Acrylic	Acrylic	Acrylic	Acrylic	Acrylic
Seals (5)	Viton	Viton	Viton	Viton	Viton	Viton	Viton	Viton
Filter Element Code (6)	25.178.□	25.178.□	25.178.□	25.178.□	25.178.□	25.178.□	25.178.□	25.178.□
<b>Principle Dimensions in inches</b>								
Diameter	2.35	2.35	2.35	2.35	2.35	2.75	2.75	2.75
Height	11.05	11.05	11.05	11.05	11.05	11.60	11.60	11.60
Volume, cc	265	265	265	265	265	270	270	270
Weight, lbs	5.30	5.30	5.30	5.30	5.30	8.80	8.80	8.80
<b>Accessories</b>								
Support Core	SCSS23	SCSS23	SCSS23	SCSS23	SCSS23	SCSS23	SCSS23	SCSS23
Mounting Bracket	MBSiS21	MBSiS21	MBSiS21	MBSiS21	MBSiS21	MBSiS21	MBSiS21	MBSiS21

### Notes

- (1) Change part number to SeS235 for the electrical DPI version
- (2) Maximum temperature 200°F due to differential pressure indicator
- (3) Material abbreviations, 316L SS = 316L Stainless Steel
- (4) The magnet is electroplated with Ni-Cu-Ni
- (5) Add suffix for other seal types, Chemraz = .C, Nitrile = N, Kalrez = .K, EPDM = .E, Silicone = .S, (e.g. SiS235.221.E)
- (6) Replace the □ with the grade required, e.g. 25.178.SCK, 25.178.S20V, 25.178.T20

# SV235

## Inverted Coalescing Filter Housing


**Materials** 316L Stainless Steel  
**Pressure** 1500 psi  
**Ports** 1/4" or 1/2"  
**Element** 25.178.□

SV235 series filter housings are specified for 1/4" & 1/2" line size coalescing applications. The housing is designed so the ports and drain connection are all arranged in the head. This means that the drain does not have to be disconnected to change the filter element and the element remains vertical which is the correct orientation for efficient coalescing.

Standard housings have NPT ports and Viton seals. Other seal types are available as an option. BSPT and BSPP port types are also available.

The housings are free from welds and comply with NACE MR-01-75 and conform to SEP of PED 97/23/EC.

These housings can also be supplied in a wide range of exotic materials, such as Hastelloy, Monel, Titanium etc.



### Technical Specifications

Housing Model	SV235.221	SV235.421
Port Size	1/4" NPT	1/2" NPT
Drain	1/4" NPT	1/4" NPT
Maximum Pressure, psi (1)	1500	1500
Maximum Temperature, °F (2)	390	390
<b>Materials of Construction (3)</b>		
Head, Bowl & Internals	316L SS	316L SS
Seals (4)	Viton	Viton
Filter Element Code (5)	25.178.□	25.178.□
<b>Principle Dimensions in inches</b>		
Diameter	2.50	2.50
Height	9.50	9.50
Volume, cc	265	265
Weight, lbs	4.50	4.50
<b>Accessories</b>		
Mounting Bracket	MBSV215	MBSV215

#### Notes

- (1) Above 390°F the pressure rating is reduced, consult us for the exact rating at any specific temperature
- (2) Maximum temperature 390°F using standard seal. For temperatures up to 615°F use a Chemraz seal
- (3) Material abbreviations, 316L SS = 316L Stainless Steel
- (4) Add suffix for other seal types, Chemraz = .C, Nitrile = .N, Kalrez = .K, EPDM = .E, Silicone = .S, (e.g. SV235.221.E)
- (5) Replace the □ with the grade required, e.g. 25.178.5CK


**Materials** 316L Stainless Steel  
**Pressure** 3000 psi  
**Ports** 1/4" or 1/2"  
**Element** 25.178.□

SS236 series filter housings are specified for 3000 psi 1/4" & 1/2" applications where the flow rate or contamination is high, or where service intervals must be kept as long as possible. For applications less than 1500 psi see the SS235 series and for over 3000 psi see the SS238 series housings. The SS216 series offers a more compact design for lower flows.

Standard housings have NPT ports and a Viton seal. Other seal types are available as an option. BSPT and BSPP port types are also available.

The housings are free from welds and comply with NACE MR-01-75 and are CE marked in accordance with PED 97/23/EC.

These housings can also be supplied in a wide range of exotic materials, such as Hastelloy, Monel, Titanium etc.



## Technical Specifications

Housing Model	SS236.201	SS236.221	SS236.401	SS236.421	SS236.441
Port Size	1/4" NPT	1/4" NPT	1/2" NPT	1/2" NPT	1/2" NPT
Drain	None	1/4" NPT	None	1/4" NPT	1/2" NPT
Maximum Pressure, psi (1)	3000	3000	3000	3000	3000
Maximum Temperature, °F (2)	390	390	390	390	390
<b>Materials of Construction (3)</b>					
Head, Bowl & Internals	316L SS	316L SS	316L SS	316L SS	316L SS
Seal (4)	Viton	Viton	Viton	Viton	Viton
Filter Element Code (5)	25.178.□	25.178.□	25.178.□	25.178.□	25.178.□
Adsorber Cartridge Code (6)	25.178.AD□	25.178.AD□	25.178.AD□	25.178.AD□	25.178.AD□
<b>Principle Dimensions in inches</b>					
Diameter	2.50	2.50	2.50	2.50	2.50
Height	9.80	9.80	9.80	9.80	9.80
Volume, cc	285	285	285	285	285
Weight, lbs	6.70	6.70	6.70	6.70	6.70
<b>Accessories</b>					
Support Core	SCSS23	SCSS23	SCSS23	SCSS23	SCSS23
Mounting Bracket	MBSS21	MBSS21	MBSS21	MBSS21	MBSS21

### Notes

- (1) Above 390°F the pressure rating is reduced, consult us for the exact rating at any specific temperature
- (2) Maximum temperature 390°F using standard seal. For temperatures up to 615°F use a Chemraz seal
- (3) Material abbreviations, 316L SS = 316L Stainless Steel
- (4) Add suffix for other seal types, PTFE = .T, Chemraz = .C, Nitrile = N, Kalrez = .K, EPDM = .E, Silicone = .S, (e.g. SS236.221.T)
- (5) Replace the □ with the grade required, e.g. 25.178.SCK, 25.178.S20V, 25.178.T20
- (6) Replace the □ with the type required, e.g. 25.178.AD01

**Materials** 316L Stainless Steel  
**Pressure** 3000 psi  
**Ports** 1/4" or 1/2"  
**Element** 25.178.□

SiS236 series filter housings with differential pressure indicators are specified for 1/4" and 1/2" applications up to 3000 psi where the flow rate or contamination is high, or where service intervals must be kept as long as possible. For applications less than 1500 psi see the SiS235 series and for over 3000 psi see the SiS238 series housings. The SiS236 series offers a more compact design for lower flows.

Standard housings have NPT ports and Viton seals. Other seal types are available as an option. BSPT and BSPP port types are also available.

The housings are free from welds and comply with NACE MR-01-75 and are CE marked in accordance with PED 97/23/EC.

These housings can also be supplied in a wide range of exotic materials, such as Hastelloy, Monel, Titanium etc.

See data sheet CF/2.0a/139 for more details about the DPI.



## Technical Specifications

Housing Model (1)	SiS236.201	SiS236.221	SiS236.401	SiS236.421	SiS236.441
Port Size	1/4" NPT	1/4" NPT	1/2" NPT	1/2" NPT	1/2" NPT
Drain	None	1/4" NPT	None	1/4" NPT	1/2" NPT
Maximum Pressure, psi	3000	3000	3000	3000	3000
Maximum Temperature, °F (2)	200	200	200	200	200
<b>Materials of Construction (3)</b>					
Head, Bowl & Internals	316L SS	316L SS	316L SS	316L SS	316L SS
Magnet (4)	Neodymium	Neodymium	Neodymium	Neodymium	Neodymium
Cover	Acrylic	Acrylic	Acrylic	Acrylic	Acrylic
Seals (5)	Viton	Viton	Viton	Viton	Viton
Filter Element Code (6)	25.178.□	25.178.□	25.178.□	25.178.□	25.178.□
<b>Principle Dimensions in inches</b>					
Diameter	2.50	2.50	2.50	2.50	2.50
Height	11.30	11.30	11.30	11.30	11.30
Volume, cc	285	285	285	285	285
Weight, lbs	7.90	7.90	7.90	7.90	7.90
<b>Accessories</b>					
Support Core	SCSS23	SCSS23	SCSS23	SCSS23	SCSS23
Mounting Bracket	MBSiS21	MBSiS21	MBSiS21	MBSiS21	MBSiS21

### Notes

(1) Change part number to SeS236 for the electrical DPI version

(2) Maximum temperature 200°F due to differential pressure indicator

(3) Material abbreviations, 316L SS = 316L Stainless Steel

(4) The magnet is electroplated with Ni-Cu-Ni

(5) Add suffix for other seal types, Chemraz = .C, Nitrile = N, Kalrez = .K, EPDM = .E, Silicone = .S, (e.g. SiS236.221.E)

(6) Replace the □ with the grade required, e.g. 25.178.SCK, 25.178.S20V, 25.178.T20




**Materials** 316L Stainless Steel  
**Pressure** 6000 psi  
**Ports** 1/4" or 1/2"  
**Element** 25.178.□

SS238 series filter housings are specified for 6000 psi 1/4" & 1/2" applications where the flow rate or contamination is high, or where service intervals must be kept as long as possible. For applications up to 1500 psi see the SS235 series housings and for up to 3000 psi see the SS236 series. The SS218 series offers a more compact design for lower flow rates.

Standard housings have NPT ports and a Viton seal. Other seal types are available as an option. BSPT and BSPP port types are also available.

The housings are free from welds and comply with NACE MR-01-75 and are CE marked in accordance with PED 97/23/EC.

These housings can also be supplied in a wide range of exotic materials, such as Hastelloy, Monel, Titanium etc.



## Technical Specifications

Housing Model	SS238.201	SS238.221	SS238.401	SS238.421	SS238.441
Port Size	1/4" NPT	1/4" NPT	1/2" NPT	1/2" NPT	1/2" NPT
Drain	None	1/4" NPT	None	1/4" NPT	1/2" NPT
Maximum Pressure, psi (1)	6000	6000	6000	6000	6000
Maximum Temperature, °F (2)	390	390	390	390	390
<b>Materials of Construction (3)</b>					
Head, Bowl & Internals	316L SS	316L SS	316L SS	316L SS	316L SS
Seal (4)	Viton	Viton	Viton	Viton	Viton
Filter Element Code (5)	25.178.□	25.178.□	25.178.□	25.178.□	25.178.□
Adsorber Cartridge Code (6)	25.178.AD□	25.178.AD□	25.178.AD□	25.178.AD□	25.178.AD□
<b>Principle Dimensions in inches</b>					
Diameter	3.35	3.35	3.35	3.35	3.35
Height	10.40	10.40	10.40	10.40	10.40
Volume, cc	320	320	320	320	320
Weight, lbs	12.55	12.55	12.55	12.55	12.55
<b>Accessories</b>					
Support Core	SCSS23	SCSS23	SCSS23	SCSS23	SCSS23
Mounting Bracket	MBSS218	MBSS218	MBSS218	MBSS218	MBSS218

### Notes

- (1) Above 390°F the pressure rating is reduced, consult us for the exact rating at any specific temperature
- (2) Maximum temperature 390°F using standard seal. For temperatures up to 615°F use a Chemraz seal
- (3) Material abbreviations, 316L SS = 316L Stainless Steel
- (4) Add suffix for other seal types, PTFE = .T, Chemraz = .C, Nitrile = N, Kalrez = .K, EPDM = .E, Silicone = .S, (e.g. SS238.221.T)
- (5) Replace the □ with the grade required, e.g. 25.178.SCK, 25.178.S20V, 25.178.T20
- (6) Replace the □ with the type required, e.g. 25.178.AD01

**Materials** 316L Stainless Steel  
**Pressure** 6000 psi  
**Ports** 1/4" or 1/2"  
**Element** 25.178.□

SiS238 series filter housings with differential pressure indicators are specified for 6000 psi 1/4" & 1/2" applications where the flow rate or contamination is high, or where service intervals must be kept as long as possible. For applications up to 1500 psi see the SiS235 series housings and for up to 3000 psi see the SiS236 series. The SiS238 series offers a more compact design for lower flow rates.

Standard housings have NPT ports and Viton seals. Other seal types are available as an option. BSPT and BSPP port types are also available.

The housings are free from welds and comply with NACE MR-01-75 and are CE marked in accordance with PED 97/23/EC.

These housings can also be supplied in a wide range of exotic materials, such as Hastelloy, Monel, Titanium etc.

See data sheet CF/2.0a/139 for more details about the DPI.



## Technical Specifications

Housing Model (1)	SiS238.201	SiS238.221	SiS238.401	SiS238.421	SiS238.441
Port Size	1/4" NPT	1/4" NPT	1/2" NPT	1/2" NPT	1/2" NPT
Drain	None	1/4" NPT	None	1/4" NPT	1/2" NPT
Maximum Pressure, psi	6000	6000	6000	6000	6000
Maximum Temperature, °F (2)	200	200	200	200	200
<b>Materials of Construction (3)</b>					
Head, Bowl & Internals	316L SS	316L SS	316L SS	316L SS	316L SS
Magnet (4)	Neodymium	Neodymium	Neodymium	Neodymium	Neodymium
Cover	Acrylic	Acrylic	Acrylic	Acrylic	Acrylic
Seals (5)	Viton	Viton	Viton	Viton	Viton
Filter Element Code (6)	25.178.□	25.178.□	25.178.□	25.178.□	25.178.□
<b>Principle Dimensions in inches</b>					
Diameter	3.35	3.35	3.35	3.35	3.35
Height	11.70	11.70	11.70	11.70	11.70
Volume, cc	320	320	320	320	320
Weight, lbs	14.10	14.10	14.10	14.10	14.10
<b>Accessories</b>					
Support Core	SCSS23	SCSS23	SCSS23	SCSS23	SCSS23
Mounting Bracket	MBSiS218	MBSiS218	MBSiS218	MBSiS218	MBSiS218

### Notes

- (1) Change part number to SeS238 for the electrical DPI version
- (2) Maximum temperature 200°F due to differential pressure indicator
- (3) Material abbreviations, 316L SS = 316L Stainless Steel
- (4) The magnet is electroplated with Ni-Cu-Ni
- (5) Add suffix for other seal types, Chemraz = .C, Nitrile = N, Kalrez = .K, EPDM = .E, Silicone = .S, (e.g. SiS238.221.E)
- (6) Replace the □ with the grade required, e.g. 25.178.SCK, 25.178.S20V, 25.178.T20


**Materials** 316L Stainless Steel  
**Pressure** 10000 psi  
**Ports** 1/4" or 1/2"  
**Element** 25.178.□

SS239 series filter housings are specified for 10000 psi 1/4" and 1/2" line size applications where the flow rate or contamination is high, or where service intervals must be kept as long as possible. For lower pressures see the SS215, SS216, and SS218 series housings. The SS219 series offers a more compact design for lower flow rates.

Standard housings have NPT ports and a Viton seal. Other seal types are available as an option. BSPT and BSPP port types are also available.

The housings are free from welds and comply with NACE MR-01-75 and are CE marked in accordance with PED 97/23/EC.

These housings can also be supplied in a wide range of exotic materials, such as Hastelloy, Monel, Titanium etc.



## Technical Specifications

Housing Model	SS239.201	SS239.221	SS239.401	SS239.421	SS239.441
Port Size	1/4" NPT	1/4" NPT	1/2" NPT	1/2" NPT	1/2" NPT
Drain	None	1/4" NPT	None	1/4" NPT	1/2" NPT
Maximum Pressure, psi (1)	10000	10000	10000	10000	10000
Maximum Temperature, °F (2)	390	390	390	390	390
<b>Materials of Construction (3)</b>					
Head, Bowl & Internals	316L SS	316L SS	316L SS	316L SS	316L SS
Seal (4)	Viton	Viton	Viton	Viton	Viton
Filter Element Code (5)	25.178.□	25.178.□	25.178.□	25.178.□	25.178.□
Adsorber Cartridge Code (6)	25.178.AD□	25.178.AD□	25.178.AD□	25.178.AD□	25.178.AD□
<b>Principle Dimensions in inches</b>					
Diameter	140	140	140	140	140
Height	300.5	300.5	300.5	300.5	300.5
Volume, cc	350	350	350	350	350
Weight, lbs	21.6	21.6	21.6	21.6	21.6
<b>Accessories</b>					
Support Core	SCSS23	SCSS23	SCSS23	SCSS23	SCSS23
Mounting Bracket	MBSS219	MBSS219	MBSS219	MBSS219	MBSS219

### Notes

- (1) Above 390°F the pressure rating is reduced, consult us for the exact rating at any specific temperature
- (2) Maximum temperature 390°F using standard seal. For temperatures up to 615°F use a Chemraz seal
- (3) Material abbreviations, 316L SS = 316L Stainless Steel
- (4) Add suffix for other seal types, PTFE = .T, Chemraz = .C, Nitrile = N, Kalrez = .K, EPDM = .E, Silicone = .S, (e.g. SS239.221.T)
- (5) Replace the □ with the grade required, e.g. 25.178.SCK, 25.178.S20V, 25.178.T20
- (6) Replace the □ with the type required, e.g. 25.178.AD01

**Materials** 316L Stainless Steel  
**Pressure** 10000 psi  
**Ports** 1/4" or 1/2"  
**Element** 25.178.□


SiS239 series filter housings with differential pressure indicators are specified for 10000 psi 1/4" and 1/2" line size applications where the flow rate or contamination is high, or where service intervals must be kept as long as possible. For lower pressures see the SiS215, SiS216, and SiS218 series housings. The SiS219 series offers a more compact design for lower flow rates.

Standard housings have NPT ports and Viton seals. Other seal types are available as an option. BSPT and BSPP port types are also available.

The housings are free from welds and comply with NACE MR-01-75 and are CE marked in accordance with PED 97/23/EC.

These housings can also be supplied in a wide range of exotic materials, such as Hastelloy, Monel, Titanium etc.

See data sheet CF/2.0a/139 for more details about the DPI.



## Technical Specifications

Housing Model (1)	SiS239.201	SiS239.221	SiS239.401	SiS239.421	SiS239.441
Port Size	1/4" NPT	1/4" NPT	1/2" NPT	1/2" NPT	1/2" NPT
Drain	None	1/4" NPT	None	1/4" NPT	1/2" NPT
Maximum Pressure, psi	10000	10000	10000	10000	10000
Maximum Temperature, °F (2)	200	200	200	200	200
<b>Materials of Construction (3)</b>					
Head, Bowl & Internals	316L SS	316L SS	316L SS	316L SS	316L SS
Magnet (4)	Neodymium	Neodymium	Neodymium	Neodymium	Neodymium
Cover	Acrylic	Acrylic	Acrylic	Acrylic	Acrylic
Seals (5)	Viton	Viton	Viton	Viton	Viton
Filter Element Code (6)	25.178.□	25.178.□	25.178.□	25.178.□	25.178.□
<b>Principle Dimensions in inches</b>					
Diameter	5.50	5.50	5.50	5.50	5.50
Height	12.70	12.70	12.70	12.70	12.70
Volume, cc	175	175	175	175	175
Weight, lbs	47.50	47.50	47.50	47.50	47.50
<b>Accessories</b>					
Support Core	SCSS23	SCSS23	SCSS23	SCSS23	SCSS23
Mounting Bracket	MBSS219	MBSS219	MBSS219	MBSS219	MBSS219

### Notes

- (1) Change part number to SeS239 for the electrical DPI version
- (2) Maximum temperature 200°F due to differential pressure indicator
- (3) Material abbreviations, 316L SS = 316L Stainless Steel
- (4) The magnet is electroplated with Ni-Cu-Ni
- (5) Add suffix for other seal types, Chemraz = .C, Nitrile = N, Kalrez = .K, EPDM = .E, Silicone = .S, (e.g. SiS239.221.E)
- (6) Replace the □ with the grade required, e.g. 25.178.SCK, 25.178.S20V, 25.178.T20


**Materials** 316L Stainless Steel  
**Pressure** 1500 psi  
**Ports** 3/4" or 1"  
**Element** 38.152.□

SS325 series filter housings are specified for 3/4" and 1" line size applications. For applications over 1500 psi high pressure versions are available, see the SS326 and SS328 series.

Standard housings have NPT ports and a Viton seal. Other seal types are available as an option. BSPT and BSPP port types are also available.

The housings are free from welds and comply with NACE MR-01-75 and conform to SEP of PED 97/23/EC.

These housings can also be supplied in a wide range of exotic materials, such as Hastelloy, Monel, Titanium etc.



## Technical Specifications

Housing Model	SS325.501	SS325.521	SS325.541	SS325.601	SS325.621	SS325.641
Port Size	3/4" NPT	3/4" NPT	3/4" NPT	1" NPT	1" NPT	1" NPT
Drain	None	1/4" NPT	1/2" NPT	None	1/4" NPT	1/2" NPT
Maximum Pressure, psi (1)	1500	1500	1500	1500	1500	1500
Maximum Temperature, °F (2)	390	390	390	390	390	390
<b>Materials of Construction (3)</b>						
Head, Bowl & Internals	316L SS	316L SS	316L SS	316L SS	316L SS	316L SS
Seal (4)	Viton	Viton	Viton	Viton	Viton	Viton
Filter Element Code (5)	38.152.□	38.152.□	38.152.□	38.152.□	38.152.□	38.152.□
Adsorber Cartridge Code (6)	38.152.AD□	38.152.AD□	38.152.AD□	38.152.AD□	38.152.AD□	38.152.AD□
<b>Principle Dimensions in inches</b>						
Diameter	2.95	2.95	2.95	2.95	2.95	2.95
Height	9.60	9.60	9.60	9.60	9.60	9.60
Volume, cc	650	650	650	650	650	650
Weight, lbs	8.80	8.80	8.80	8.80	8.80	8.80
<b>Accessories</b>						
Support Core	SCSS32	SCSS32	SCSS32	SCSS32	SCSS32	SCSS32
Mounting Bracket	MBSS325	MBSS325	MBSS325	MBSS325	MBSS325	MBSS325

### Notes

- (1) Above 390°F the pressure rating is reduced, consult us for the exact rating at any specific temperature
- (2) Maximum temperature 390°F using standard seal. For temperatures up to 615°F use a Chemraz seal
- (3) Material abbreviations, 316L SS = 316L Stainless Steel
- (4) Add suffix for other seal types, PTFE = .T, Chemraz = .C, Nitrile = .N, Kalrez = .K, EPDM = .E, Silicone = .S, (e.g. SS325.501.T)
- (5) Replace the □ with the grade required, e.g. 38.152.SCK, 38.152.S20V, 38.152.T20
- (6) Replace the □ with the type required, e.g. 38.152.AD01



**Materials** 316L Stainless Steel  
**Pressure** 1500 psi  
**Ports** 3/4" or 1"  
**Element** 38.152.□


SiS325 series filter housings with differential pressure indicator are specified for 3/4" & 1" line size applications. For applications over 1500 psi high pressure versions are available, see the SiS326 and SiS328 series.

Standard housings have NPT ports and Viton seals. Other seal types are available as an option. BSPT and BSPP port types are also available.

The housings are free from welds and comply with NACE MR-01-75 and conform to SEP of PED 97/23/EC.

These housings can also be supplied in a wide range of exotic materials, such as Hastelloy, Monel, Titanium etc.

See data sheet CF/2.0a/139 for more details on the DPI.



## Technical Specifications

Housing Model (1)	SiS325.501	SiS325.521	SiS325.541	SiS325.601	SiS325.621	SiS325.641
Port Size	3/4" NPT	3/4" NPT	3/4" NPT	1" NPT	1" NPT	1" NPT
Drain	None	1/4" NPT	1/2" NPT	None	1/4" NPT	1/2" NPT
Maximum Pressure, psi	1500	1500	1500	1500	1500	1500
Maximum Temperature, °F (2)	200	200	200	200	200	200
<b>Materials of Construction (3)</b>						
Head, Bowl & Internals	316L SS	316L SS	316L SS	316L SS	316L SS	316L SS
Magnet (4)	Neodymium	Neodymium	Neodymium	Neodymium	Neodymium	Neodymium
Cover	Acrylic	Acrylic	Acrylic	Acrylic	Acrylic	Acrylic
Seals (5)	Viton	Viton	Viton	Viton	Viton	Viton
Filter Element Code (6)	38.152.□	38.152.□	38.152.□	38.152.□	38.152.□	38.152.□
<b>Principle Dimensions in inches</b>						
Diameter	2.95	2.95	2.95	2.95	2.95	2.95
Height	11.20	11.20	11.20	11.20	11.20	11.20
Volume, cc	650	650	650	650	650	650
Weight, lbs	10.55	10.55	10.55	10.55	10.55	10.55
<b>Accessories</b>						
Support Core	SCSS32	SCSS32	SCSS32	SCSS32	SCSS32	SCSS32
Mounting Bracket	MBiSS325	MBiSS325	MBiSS325	MBiSS325	MBiSS325	MBiSS325

### Notes

- (1) Change part number to SeS325 for the electrical DPI version
- (2) Maximum temperature 200°F due to differential pressure indicator
- (3) Material abbreviations, 316L SS = 316L Stainless Steel
- (4) The magnet is electroplated with Ni-Cu-Ni
- (5) Add suffix for other seal types, Chemraz = .C, Nitrile = N, Kalrez = .K, EPDM = .E, Silicone = .S, (e.g. SiS325.221.E)
- (6) Replace the □ with the grade required, e.g. 38.152.SCK, 38.152S20V, 38.152.T20


**Materials** 316L Stainless Steel  
**Pressure** 3000 psi  
**Ports** 3/4" or 1"  
**Element** 38.152.□

SS326 series filter housings are specified for 3000 psi 3/4" and 1" line size applications. For applications less than 1500 psi see the SS325 series and for over 3000 psi see the SS328 series.

Standard housings have NPT ports and a Viton seal. Other seal types are available as an option. BSPT and BSPP port types are also available.

The housings are free from welds and comply with NACE MR-01-75 and are CE marked in accordance with PED 97/23/EC.

These housings can also be supplied in a wide range of exotic materials, such as Hastelloy, Monel, Titanium etc.



## Technical Specifications

Housing Model	SS326.501	SS326.521	SS326.541	SS326.601	SS326.621	SS326.641
Port Size	3/4" NPT	3/4" NPT	3/4" NPT	1" NPT	1" NPT	1" NPT
Drain	None	1/4" NPT	1/2" NPT	None	1/4" NPT	1/2" NPT
Maximum Pressure, psi (1)	3000	3000	3000	3000	3000	3000
Maximum Temperature, °F (2)	390	390	390	390	390	390
<b>Materials of Construction (3)</b>						
Head, Bowl & Internals	316L SS	316L SS	316L SS	316L SS	316L SS	316L SS
Seal (4)	Viton	Viton	Viton	Viton	Viton	Viton
Filter Element Code (5)	38.152.□	38.152.□	38.152.□	38.152.□	38.152.□	38.152.□
Adsorber Cartridge Code (6)	38.152.AD□	38.152.AD□	38.152.AD□	38.152.AD□	38.152.AD□	38.152.AD□
<b>Principle Dimensions in inches</b>						
Diameter	3.55	3.55	3.55	3.55	3.55	3.55
Height	9.95	9.95	9.95	9.95	9.95	9.95
Volume, cc	670	670	670	670	670	670
Weight, lbs	13.65	13.65	13.65	13.65	13.65	13.65
<b>Accessories</b>						
Support Core	SCSS32	SCSS32	SCSS32	SCSS32	SCSS32	SCSS32
Mounting Bracket	MBSS326	MBSS326	MBSS326	MBSS326	MBSS326	MBSS326

### Notes

- (1) Above 390°F the pressure rating is reduced, consult us for the exact rating at any specific temperature
- (2) Maximum temperature 390°F using standard seal. For temperatures up to 615°F use a Chemraz seal
- (3) Material abbreviations, 316L SS = 316L Stainless Steel
- (4) Add suffix for other seal types, PTFE = .T, Chemraz = .C, Nitrile = .N, Kalrez = .K, EPDM = .E, Silicone = .S, (e.g. SS326.501.T)
- (5) Replace the □ with the grade required, e.g. 38.152.SCK, 38.152.S20V, 38.152.T20
- (6) Replace the □ with the type required, e.g. 38.152.AD01

**Materials** 316L Stainless Steel  
**Pressure** 3000 psi  
**Ports** 3/4" or 1"  
**Element** 38.152.□


SiS326 series filter housings with differential pressure indicator are specified for 3000 psi 3/4" and 1" line size applications. For applications less than 1500 psi see the SiS325 series and for over 3000 psi see the SiS328 series.

Standard housings have NPT ports and Viton seals. Other seal types are available as an option. BSPT and BSPP port types are also available.

The housings are free from welds and comply with NACE MR-01-75 and are CE marked in accordance with PED 97/23/EC.

These housings can also be supplied in a wide range of exotic materials, such as Hastelloy, Monel, Titanium etc.

See data sheet CF/2.0a/139 for more details on the DPI.



## Technical Specifications

Housing Model (1)	SiS326.501	SiS326.521	SiS326.541	SiS326.601	SiS326.621	SiS326.641
Port Size	3/4" NPT	3/4" NPT	3/4" NPT	1" NPT	1" NPT	1" NPT
Drain	None	1/4" NPT	1/2" NPT	None	1/4" NPT	1/2" NPT
Maximum Pressure, psi	3000	3000	3000	3000	3000	3000
Maximum Temperature, °F (2)	200	200	200	200	200	200
<b>Materials of Construction (3)</b>						
Head, Bowl & Internals	316L SS	316L SS	316L SS	316L SS	316L SS	316L SS
Magnet (4)	Neodymium	Neodymium	Neodymium	Neodymium	Neodymium	Neodymium
Cover	Acrylic	Acrylic	Acrylic	Acrylic	Acrylic	Acrylic
Seals (5)	Viton	Viton	Viton	Viton	Viton	Viton
Filter Element Code (6)	38.152.□	38.152.□	38.152.□	38.152.□	38.152.□	38.152.□
<b>Principle Dimensions in inches</b>						
Diameter	3.55	3.55	3.55	3.55	3.55	3.55
Height	11.40	11.40	11.40	11.40	11.40	11.40
Volume, cc	670	670	670	670	670	670
Weight, lbs	16.50	16.50	16.50	16.50	16.50	16.50
<b>Accessories</b>						
Support Core	SCSS32	SCSS32	SCSS32	SCSS32	SCSS32	SCSS32
Mounting Bracket	MBSiS326	MBSiS326	MBSiS326	MBSiS326	MBSiS326	MBSiS326

### Notes

- (1) Change part number to SeS326 for the electrical DPI version
- (2) Maximum temperature 200°F due to differential pressure indicator
- (3) Material abbreviations, 316L SS = 316L Stainless Steel
- (4) The magnet is electroplated with Ni-Cu-Ni
- (5) Add suffix for other seal types, Chemraz = .C, Nitrile = N, Kalrez = .K, EPDM = .E, Silicone = .S, (e.g. SiS326.221.E)
- (6) Replace the □ with the grade required, e.g. 38.152.SCK, 38.152S20V, 38.152.T20

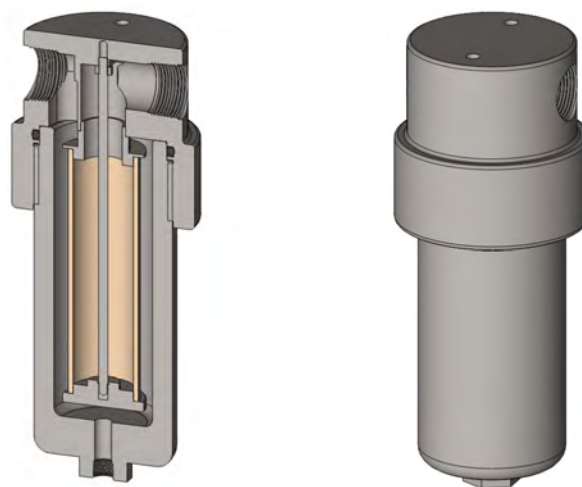
**Materials** 316L Stainless Steel  
**Pressure** 5000  
**Ports** 3/4" or 1"  
**Element** 38.178.□

SS337 series filter housings are specified for 5000 psi 3/4" and 1" line size applications.

Standard housings have NPT ports and a Viton seal. Other seal types are available as an option. BSPT and BSPP port types are also available.

The housings are free from welds and comply with NACE MR-01-75 and are CE marked in accordance with PED 97/23/EC.

These housings can also be supplied in a wide range of exotic materials, such as Hastelloy, Monel, Titanium etc.



## Technical Specifications

Housing Model	SS337.501	SS337.521	SS337.541	SS337.601	SS337.621	SS337.641
Port Size	3/4" NPT	3/4" NPT	3/4" NPT	1" NPT	1" NPT	1" NPT
Drain	None	1/4" NPT	1/2" NPT	None	1/4" NPT	1/2" NPT
Maximum Pressure, psi	5000	5000	5000	5000	5000	5000
Maximum Temperature, °F (1)	200	200	200	200	200	200
<b>Materials of Construction (2)</b>						
Head, Bowl & Internals	316L SS	316L SS	316L SS	316L SS	316L SS	316L SS
Seal (2)	Viton	Viton	Viton	Viton	Viton	Viton
Filter Element Code (4)	38.178.□	38.178.□	38.178.□	38.178.□	38.178.□	38.178.□
Adsorber Cartridge Code (5)	38.178.AD□	38.178.AD□	38.178.AD□	38.178.AD□	38.178.AD□	38.178.AD□
<b>Principle Dimensions in inches</b>						
Diameter	3.95	3.95	3.95	3.95	3.95	3.95
Height	10.80	10.80	10.80	10.80	10.80	10.80
Volume, cc	680	680	680	680	680	680
Weight, lbs	23.75	23.75	23.75	23.75	23.75	23.75
<b>Accessories</b>						
Support Core	SCSS33	SCSS33	SCSS33	SCSS33	SCSS33	SCSS33
Mounting Bracket	MBSS327	MBSS327	MBSS327	MBSS327	MBSS327	MBSS327

### Notes

- (1) Above 390°F the pressure rating is reduced, consult us for the exact rating at any specific temperature
- (2) Maximum temperature 390°F using standard seal. For temperatures up to 615°F use a Chemraz seal
- (3) Material abbreviations, 316L SS = 316L Stainless Steel
- (4) Add suffix for other seal types, PTFE = .T, Chemraz = .C, Nitrile = N, Kalrez = .K, EPDM = .E, Silicone = .S, (e.g. SS337.501.T)
- (5) Replace the □ with the grade required, e.g. 38.178.SCK, 38.178.S20V, 38.178.T20
- (6) Replace the □ with the type required, e.g. 38.178.AD01


**Materials** 316L Stainless Steel  
**Pressure** 6000 psi  
**Ports** 3/4" or 1"  
**Element** 38.152.□

SS328 series filter housings are specified for 6000 psi 3/4" and 1" line size applications. For applications up to 1500 psi see the SS325 series and for up to 3000 psi see the SS326 series.

Standard housings have NPT ports and a Viton seal. Other seal types are available as an option. BSPT and BSPP port types are also available.

The housings are free from welds and comply with NACE MR-01-75 and are CE marked in accordance with PED 97/23/EC.

These housings can also be supplied in a wide range of exotic materials, such as Hastelloy, Monel, Titanium etc.



## Technical Specifications

Housing Model	SS328.501	SS328.521	SS328.541	SS328.601	SS328.621	SS328.641
Port Size	3/4" NPT	3/4" NPT	3/4" NPT	1" NPT	1" NPT	1" NPT
Drain	None	1/4" NPT	1/2" NPT	None	1/4" NPT	1/2" NPT
Maximum Pressure, psi (1)	6000	6000	6000	6000	6000	6000
Maximum Temperature, °F (2)	390	390	390	390	390	390
<b>Materials of Construction (3)</b>						
Head, Bowl & Internals	316L SS	316L SS	316L SS	316L SS	316L SS	316L SS
Seal (4)	Viton	Viton	Viton	Viton	Viton	Viton
Filter Element Code (5)	38.152.□	38.152.□	38.152.□	38.152.□	38.152.□	38.152.□
Adsorber Cartridge Code (6)	38.152.AD□	38.152.AD□	38.152.AD□	38.152.AD□	38.152.AD□	38.152.AD□
<b>Principle Dimensions in inches</b>						
Diameter	4.35	4.35	4.35	4.35	4.35	4.35
Height	11.30	11.30	11.30	11.30	11.30	11.30
Volume, cc	710	710	710	710	710	710
Weight, lbs	35.00	35.00	35.00	35.00	35.00	35.00
<b>Accessories</b>						
Support Core	SCSS32	SCSS32	SCSS32	SCSS32	SCSS32	SCSS32
Mounting Bracket	MBSS328	MBSS328	MBSS328	MBSS328	MBSS328	MBSS328

### Notes

- (1) Above 390°F the pressure rating is reduced, consult us for the exact rating at any specific temperature
- (2) Maximum temperature 390°F using standard seal. For temperatures up to 615°F use a Chemraz seal
- (3) Material abbreviations, 316L SS = 316L Stainless Steel
- (4) Add suffix for other seal types, PTFE = .T, Chemraz = .C, Nitrile = .N, Kalrez = .K, EPDM = .E, Silicone = .S, (e.g. SS328.501.T)
- (5) Replace the □ with the grade required, e.g. 38.152.SCK, 38.152.S20V, 38.152.T20
- (6) Replace the □ with the type required, e.g. 38.152.AD01



**Materials** 316L Stainless Steel  
**Pressure** 6000 psi  
**Ports** 3/4" or 1"  
**Element** 38.152.□


The SiS328 series filter housings with differential pressure indicator are specified for 6000 psi 3/4" and 1" line size applications. For applications up to 1500 psi see the SiS325 series and for up to 3000 psi see the SiS326 series.

Standard housings have NPT ports and Viton seals. Other seal types are available as an option. BSPT and BSPP port types are also available.

The housings are free from welds and comply with NACE MR-01-75 and are CE marked in accordance with PED 97/23/EC.

These housings can also be supplied in a wide range of exotic materials, such as Hastelloy, Monel, Titanium etc.

See data sheet CF/2.0a/139 for more details on the DPI.



## Technical Specifications

Housing Model (1)	SiS328.501	SiS328.521	SiS328.541	SiS328.601	SiS328.621	SiS328.641
Port Size	3/4" NPT	3/4" NPT	3/4" NPT	1" NPT	1" NPT	1" NPT
Drain	None	1/4" NPT	1/2" NPT	None	1/4" NPT	1/2" NPT
Maximum Pressure, psi	6000	6000	6000	6000	6000	6000
Maximum Temperature, °F (2)	200	200	200	200	200	200
<b>Materials of Construction (3)</b>						
Head, Bowl & Internals	316L SS	316L SS	316L SS	316L SS	316L SS	316L SS
Magnet (4)	Neodymium	Neodymium	Neodymium	Neodymium	Neodymium	Neodymium
Cover	Acrylic	Acrylic	Acrylic	Acrylic	Acrylic	Acrylic
Seals (5)	Viton	Viton	Viton	Viton	Viton	Viton
Filter Element Code (6)	38.152.□	38.152.□	38.152.□	38.152.□	38.152.□	38.152.□
<b>Principle Dimensions in inches</b>						
Diameter	4.35	4.35	4.35	4.35	4.35	4.35
Height	12.55	12.55	12.55	12.55	12.55	12.55
Volume, cc	710	710	710	710	710	710
Weight, lbs	37.20	37.20	37.20	37.20	37.20	37.20
<b>Accessories</b>						
Support Core	SCSS32	SCSS32	SCSS32	SCSS32	SCSS32	SCSS32
Mounting Bracket	MBSiS328	MBSiS328	MBSiS328	MBSiS328	MBSiS328	MBSiS328

### Notes

- (1) Change part number to SeS328 for the electrical DPI version
- (2) Maximum temperature 200°F due to differential pressure indicator
- (3) Material abbreviations, 316L SS = 316L Stainless Steel
- (4) The magnet is electroplated with Ni-Cu-Ni
- (5) Add suffix for other seal types, Chemraz = .C, Nitrile = N, Kalrez = .K, EPDM = .E, Silicone = .S, (e.g. SiS328.221.E)
- (6) Replace the □ with the grade required, e.g. 38.152.SCK, 38.152S20V, 38.152.T20

**Materials** 316L SS & Pyrex  
**Pressure** 100 psi  
**Ports** 3/4" or 1"  
**Element** 51.230.□



SG421 series filter housings are specified for low pressure 3/4" and 1" line size applications up to 100 psi.

The housings are constructed from 316L stainless steel with a stainless steel or Pyrex glass bowl. The Pyrex bowl is also fitted with a bowl guard, this is not shown.

Standard housings have NPT ports and Viton seals. Other seal types are available as an option. BSPT and BSPP port types are also available.

The housings are free from welds and comply with NACE MR-01-75 and are CE marked in accordance with PED 97/23/EC.

These housings can also be supplied in a wide range of exotic materials, such as Hastelloy, Monel, Titanium etc.



Bowl guard not shown

## Technical Specifications

Housing Model	SG421.521	SG421.621
Port Size	3/4" NPT	1" NPT
Drain	1/4" NPT	1/4" NPT
Maximum Pressure, psi	100	100
Maximum Temperature, °F	210	210
<b>Materials of Construction (1)</b>		
Head & Internals	316L SS	316L SS
Bowl	Pyrex	Pyrex
Seals (2)	Viton	Viton
Filter Element Code (3)	51.230.□	51.230.□
Adsorber Cartridge Code (4)	51.230.AD□	51.230.AD□
<b>Principle Dimensions in inches</b>		
Diameter	3.55	3.55
Height	13.60	13.60
Volume, cc	950	950
Weight, lbs	7.70	7.70
<b>Accessories</b>		
Support Core	SCSS42	SCSS42
Mounting Bracket	MBSS42	MBSS42

### Notes

(1) Material abbreviations, 316L SS = 316L Stainless Steel

(2) Add suffix for other seal types, Chemraz = .C, Nitrile = .N, Kalrez = .K, EPDM = .E, Silicone = .S, (e.g. SG421.521.N)

(3) Replace the □ with the grade required, e.g. 51.230.5CK, 51.230.S20V, 51.230.T20

(4) Replace the □ with the type required, e.g. 51.230.AD01


**Materials** 316L Stainless Steel  
**Pressure** 500 psi  
**Ports** 3/4" or 1"  
**Element** 51.230.□

SS424 series filter housings are specified for 3/4" and 1" line size applications up to 500 psi. For applications over 500 psi higher pressure versions are available, see the SS425, SS426, and SS428 filter housings.

Standard housings have NPT ports and a Viton seal. Other seal types are available as an option. BSPT and BSPP port types are also available.

The housings are free from welds and comply with NACE MR-01-75 and are CE marked in accordance with PED 97/23/EC.

These housings can also be supplied in a wide range of exotic materials, such as Hastelloy, Monel, Titanium etc.



## Technical Specifications

Housing Model	SS424.521	SS424.621
Port Size	3/4" NPT	1" NPT
Drain	1/4" NPT	1/4" NPT
Maximum Pressure, psi (1)	500	500
Maximum Temperature, °F (2)	390	390
<b>Materials of Construction (3)</b>		
Head, Bowl & Internals	316L SS	316L SS
Seal (4)	Viton	Viton
Filter Element Code (5)	51.230.□	51.230.□
Adsorber Cartridge Code (6)	51.230.AD□	51.230.AD□
<b>Principle Dimensions in inches</b>		
Diameter	4.35	4.35
Height	15.30	15.30
Volume, cc	1350	1350
Weight, lbs	17.15	17.15
<b>Accessories</b>		
Support Core	SCSS42	SCSS42
Mounting Bracket	MBSS42	MBSS42

### Notes

- (1) Above 390°F the pressure rating is reduced, consult us for the exact rating at any specific temperature
- (2) Maximum temperature 390°F using standard seal. For temperatures up to 615°F use a Chemraz seal
- (3) Material abbreviations, 316L SS = 316L Stainless Steel
- (4) Add suffix for other seal types, Chemraz = .C, Nitrile = N, Kalrez = .K, EPDM = .E, Silicone = .S, (e.g. SS424.521.N)
- (5) Replace the □ with the grade required, e.g. 51.230.5CK, 51.230.S20V, 51.230.T20
- (6) Replace the □ with the type required, e.g. 51.230.AD01

# SS425 & SHS425

## Filter Housing


<b>Materials</b>	<b>316L Stainless Steel</b>
<b>Pressure</b>	<b>1500 psi</b>
<b>Ports</b>	<b>1" to 2"</b>
<b>Element</b>	<b>51.230.□</b>

SS425 series filter housings are specified for 1" line size applications up to 1500 psi. The SHS425 series are for 1½" and 2" applications and are designed to have a full bore flow path to give higher flow rates. For applications over 1500 psi high pressure versions are available, see the SS426 and SS428 filter housings.

Standard housings have NPT ports and Viton seals. Other seal types are available as an option. BSPT and BSPP port types are also available.

The housings are free from welds and comply with NACE MR-01-75 and are CE marked in accordance with PED 97/23/EC.

These housings can also be supplied in a wide range of exotic materials, such as Hastelloy, Monel, Titanium etc.



## Technical Specifications

Housing Model	SS425.621	SS425.641	SHS425.721	SHS425.741	SHS425.821	SHS425.841
Port Size	1" NPT	1" NPT	1½" NPT	1½" NPT	2" NPT	2" NPT
Drain	1/4" NPT	1/2" NPT	1/4" NPT	1/2" NPT	1/4" NPT	1/2" NPT
Maximum Pressure, psi (1)	1500	1500	1500	1500	1500	1500
Maximum Temperature, °F (2)	390	390	390	390	390	390
<b>Materials of Construction (3)</b>						
Head, Bowl & Internals	316L SS	316L SS	316L SS	316L SS	316L SS	316L SS
Seal (4)	Viton	Viton	Viton	Viton	Viton	Viton
Filter Element Code (5)	51.230.□	51.230.□	51.230.□	51.230.□	51.230.□	51.230.□
Adsorber Cartridge Code (6)	51.230.AD□	51.230.AD□	51.230.AD□	51.230.AD□	51.230.AD□	51.230.AD□
<b>Principle Dimensions in inches</b>						
Diameter	4.35	4.35	7.10	7.10	7.10	7.10
Height	15.30	15.30	15.60	15.60	16.00	16.00
Volume, cc	1350	1350	1550	1550	1550	1550
Weight, lbs	33.00	33.00	53.90	53.90	60.50	60.50
<b>Accessories</b>						
Support Core	SCSS42	SCSS42	SCSS42	SCSS42	SCSS42	SCSS42
Mounting Bracket	MBSS42	MBSS42	MBSHS42	MBSHS42	MBSHS42	MBSHS42

### Notes

- (1) Above 390°F the pressure rating is reduced, consult us for the exact rating at any specific temperature
- (2) Maximum temperature 390°F using standard seal. For temperatures up to 615°F use a Chemraz seal
- (3) Material abbreviations, 316L SS = 316L Stainless Steel
- (4) Add suffix for other seal types, Chemraz = .C, Nitrile = N, Kalrez = .K, EPDM = .E, Silicone = .S, (e.g. SS425.621.N)
- (5) Replace the □ with the grade required, e.g. 51.230.SCK, 51.230.S20V, 51.230.T20
- (6) Replace the □ with the type required, e.g. 51.230.AD01

# SS426 & SHS426 Filter Housing


<b>Materials</b>	<b>316L Stainless Steel</b>
<b>Pressure</b>	<b>3000 psi</b>
<b>Ports</b>	<b>1" to 2"</b>
<b>Element</b>	<b>51.230.□</b>

SS426 series filter housings are specified for 1" line size applications up to 3000 psi. The SHS426 series are for 1½" and 2" applications and are designed to have a full bore flow path to give higher flow rates. For applications over 3000 psi high pressure versions are available, see the SS428 filter housings.

Standard housings have NPT ports and Viton seals. Other seal types are available as an option. BSPT and BSPP port types are also available.

The housings are free from welds and comply with NACE MR-01-75 and are CE marked in accordance with PED 97/23/EC.

These housings can also be supplied in a wide range of exotic materials, such as Hastelloy, Monel, Titanium etc.



## Technical Specifications

Housing Model	SS426.621	SS426.641	SHS426.721	SHS426.741	SHS426.821	SHS426.841
Port Size	1" NPT	1" NPT	1½" NPT	1½" NPT	2" NPT	2" NPT
Drain	1/4" NPT	1/2" NPT	1/4" NPT	1/2" NPT	1/4" NPT	1/2" NPT
Maximum Pressure, psi (1)	3000	3000	3000	3000	3000	3000
Maximum Temperature, °F (2)	390	390	390	390	390	390
<b>Materials of Construction (3)</b>						
Head, Bowl & Internals	316L SS	316L SS	316L SS	316L SS	316L SS	316L SS
Seal (4)	Viton	Viton	Viton	Viton	Viton	Viton
Filter Element Code (5)	51.230.□	51.230.□	51.230.□	51.230.□	51.230.□	51.230.□
Adsorber Cartridge Code (6)	51.230.AD□	51.230.AD□	51.230.AD□	51.230.AD□	51.230.AD□	51.230.AD□
<b>Principle Dimensions in inches</b>						
Diameter	4.35	4.35	7.10	7.10	7.10	7.10
Height	15.30	15.30	16.45	16.45	16.85	16.85
Volume, cc	1400	1400	1450	1450	1450	1450
Weight, lbs	46.20	46.20	83.60	83.60	90.20	90.20
<b>Accessories</b>						
Support Core	SCSS42	SCSS42	SCSS42	SCSS42	SCSS42	SCSS42
Mounting Bracket	MBSS42	MBSS42	MBSHS42	MBSHS42	MBSHS42	MBSHS42

### Notes

- (1) Above 390°F the pressure rating is reduced, consult us for the exact rating at any specific temperature
- (2) Maximum temperature 390°F using standard seal. For temperatures up to 615°F use a Chemraz seal
- (3) Material abbreviations, 316L SS = 316L Stainless Steel
- (4) Add suffix for other seal types, Chemraz = .C, Nitrile = N, Kalrez = .K, EPDM = .E, Silicone = .S, (e.g. SS426.621.N)
- (5) Replace the □ with the grade required, e.g. 51.230.SCK, 51.230.S20V, 51.230.T20
- (6) Replace the □ with the type required, e.g. 51.230.AD01

# SS428 & SHS428

## Filter Housing


<b>Materials</b>	<b>316L Stainless Steel</b>
<b>Pressure</b>	<b>6000 psi</b>
<b>Ports</b>	<b>1" to 2"</b>
<b>Element</b>	<b>51.230.□</b>

SS428 series filter housings are specified for 1" line size applications up to 6000 psi. The SHS428 series are for 1½" and 2" applications and are designed to have a full bore flow path to give higher flow rates. For applications less than 3000 psi see the SS425 and SS426 series filter housings.

Standard housings have NPT ports and Viton seals. Other seal types are available as an option. BSPT and BSPP port types are also available.

The housings are free from welds and comply with NACE MR-01-75 and are CE marked in accordance with PED 97/23/EC.

These housings can also be supplied in a wide range of exotic materials, such as Hastelloy, Monel, Titanium etc.



## Technical Specifications

Housing Model	SS428.621	SS428.641	SHS428.721	SHS428.741	SHS428.821	SHS428.841
Port Size	1" NPT	1" NPT	1½" NPT	1½" NPT	2" NPT	2" NPT
Drain	1/4" NPT	1/2" NPT	1/4" NPT	1/2" NPT	1/4" NPT	1/2" NPT
Maximum Pressure, psi (1)	6000	6000	6000	6000	6000	6000
Maximum Temperature, °F (2)	390	390	390	390	390	390
<b>Materials of Construction (3)</b>						
Head, Bowl & Internals	316L SS	316L SS	316L SS	316L SS	316L SS	316L SS
Seal (4)	Viton	Viton	Viton	Viton	Viton	Viton
Filter Element Code (5)	51.230.□	51.230.□	51.230.□	51.230.□	51.230.□	51.230.□
Adsorber Cartridge Code (6)	51.230.AD□	51.230.AD□	51.230.AD□	51.230.AD□	51.230.AD□	51.230.AD□
<b>Principle Dimensions in inches</b>						
Diameter	6.45	6.45	7.85	7.85	7.85	7.85
Height	16.10	16.10	19.20	19.20	19.60	19.60
Volume, cc	1450	1450	1500	1500	1500	1500
Weight, lbs	83.60	83.60	140.80	140.80	147.40	147.40
<b>Accessories</b>						
Support Core	SCSS42	SCSS42	SCSS42	SCSS42	SCSS42	SCSS42
Mounting Bracket	MBSS42	MBSS42	MBSHS428	MBSHS428	MBSHS428	MBSHS428

### Notes

- (1) Above 390°F the pressure rating is reduced, consult us for the exact rating at any specific temperature
- (2) Maximum temperature 390°F using standard seal. For temperatures up to 615°F use a Chemraz seal
- (3) Material abbreviations, 316L SS = 316L Stainless Steel
- (4) Add suffix for other seal types, Chemraz = .C, Nitrile = N, Kalrez = .K, EPDM = .E, Silicone = .S, (e.g. SS428.621.N)
- (5) Replace the □ with the grade required, e.g. 51.230.SCK, 51.230.S20V, 51.230.T20
- (6) Replace the □ with the type required, e.g. 51.230.AD01




**Materials** 316L Stainless Steel  
**Pressure** 500 psi  
**Ports** 3/4" to 2"  
**Element** 51.476.□

SS434 series filter housings are specified for 3/4" and 1" line size applications up to 500 psi. For applications over 500 psi higher pressure versions are available, see the SS435, SS436, and SS438 filter housings.

Standard housings have NPT ports and a Viton seal. Other seal types are available as an option. BSPT and BSPP port types are also available.

The housings are free from welds and comply with NACE MR-01-75 and are CE marked in accordance with PED 97/23/EC.

These housings can also be supplied in a wide range of exotic materials, such as Hastelloy, Monel, Titanium etc.



## Technical Specifications

Housing Model	SS434.521	SS434.621	SS434.721	SS434.821
Port Size	3/4" NPT	1" NPT	1&1/2" NPT	2" NPT
Drain	1/4" NPT	1/4" NPT	1/4" NPT	1/4" NPT
Maximum Pressure, psi (1)	500	500	500	500
Maximum Temperature, °F (2)	390	390	390	390
<b>Materials of Construction (3)</b>				
Head, Bowl & Internals	316L SS	316L SS	316L SS	316L SS
Seal (4)	Viton	Viton	Viton	Viton
Filter Element Code (5)	51.476.□	51.476.□	51.476.□	51.476.□
Adsorber Cartridge Code (6)	51.476.AD□	51.476.AD□	51.476.AD□	51.476.AD□
<b>Principle Dimensions in inches</b>				
Diameter	4.35	4.35	5.50	5.50
Height	25.10	25.10	25.80	25.80
Volume, cc	2450	2450	2510	2510
Weight, lbs	19.60	19.60	24.85	24.85
<b>Accessories</b>				
Support Core	SCSS43	SCSS43	SCSS43	SCSS43
Mounting Bracket	MBSS42	MBSS42	MBSS42	MBSS42

### Notes

- (1) Above 390°F the pressure rating is reduced, consult us for the exact rating at any specific temperature
- (2) Maximum temperature 390°F using standard seal. For temperatures up to 615°F use a Chemraz seal
- (3) Material abbreviations, 316L SS = 316L Stainless Steel
- (4) Add suffix for other seal types, PTFE = .T, Chemraz = .C, Nitrile = N, Kalrez = .K, EPDM = .E, Silicone = .S, (e.g. SS434.521.T)
- (5) Replace the □ with the grade required, e.g. 51.476.5CK, 51.476.S20V, 51.476.T20
- (6) Replace the □ with the type required, e.g. 51.476.AD01

# SS435 & SHS435

## Filter Housing


**Materials** 316L Stainless Steel  
**Pressure** 1500 psi  
**Ports** 1" to 2"  
**Element** 51.476.□

SS435 series filter housings are specified for 1" line size applications up to 1500 psi. The SHS435 series are for 1½" and 2" applications and are designed to have a full bore flow path to give higher flow rates. For applications over 1500 psi high pressure versions are available, see the SS436 and SS438 filter housings.

Standard housings have NPT ports and Viton seals. Other seal types are available as an option. BSPT and BSPP port types are also available.

The housings are free from welds and comply with NACE MR-01-75 and are CE marked in accordance with PED 97/23/EC.

These housings can also be supplied in a wide range of exotic materials, such as Hastelloy, Monel, Titanium etc.



### Technical Specifications

Housing Model	SS435.621	SS435.641	SHS435.721	SHS435.741	SHS435.821	SHS435.841
Port Size	1" NPT	1" NPT	1½" NPT	1½" NPT	2" NPT	2" NPT
Drain	1/4" NPT	1/2" NPT	1/4" NPT	1/2" NPT	1/4" NPT	1/2" NPT
Maximum Pressure, psi (1)	1500	1500	1500	1500	1500	1500
Maximum Temperature, °F (2)	390	390	390	390	390	390
<b>Materials of Construction (3)</b>						
Head, Bowl & Internals	316L SS	316L SS	316L SS	316L SS	316L SS	316L SS
Seal (4)	Viton	Viton	Viton	Viton	Viton	Viton
Filter Element Code (5)	51.476.□	51.476.□	51.476.□	51.476.□	51.476.□	51.476.□
Adsorber Cartridge Code (6)	51.476.AD□	51.476.AD□	51.476.AD□	51.476.AD□	51.476.AD□	51.476.AD□
<b>Principle Dimensions in inches</b>						
Diameter	4.35	4.35	7.10	7.10	7.10	7.10
Height	14.50	14.50	25.30	25.30	25.65	25.65
Volume, cc	2350	2350	2450	2450	2450	2450
Weight, lbs	35.85	35.85	61.60	61.60	68.20	68.20
<b>Accessories</b>						
Support Core	SCSS43	SCSS43	SCSS43	SCSS43	SCSS43	SCSS43
Mounting Bracket	MBSS42	MBSS42	MBSHS42	MBSHS42	MBSHS42	MBSHS42

#### Notes

- (1) Above 390°F the pressure rating is reduced, consult us for the exact rating at any specific temperature
- (2) Maximum temperature 390°F using standard seal. For temperatures up to 615°F use a Chemraz seal
- (3) Material abbreviations, 316L SS = 316L Stainless Steel
- (4) Add suffix for other seal types, Chemraz = .C, Nitrile = .N, Kalrez = .K, EPDM = .E, Silicone = .S, (e.g. SS435.621.N)
- (5) Replace the □ with the grade required, e.g. 51.476.5CK, 51.476.S20V, 51.476.T20
- (6) Replace the □ with the type required, e.g. 51.476.AD01

# SS436 & SHS436

## Filter Housing

<b>Materials</b>	<b>316L Stainless Steel</b>
<b>Pressure</b>	<b>3000 psi</b>
<b>Ports</b>	<b>1" to 2"</b>
<b>Element</b>	<b>51.476.□</b>

SS436 series filter housings are specified for 1" line size applications up to 3000 psi. The SHS436 series are for 1½" and 2" applications and are designed to have a full bore flow path to give higher flow rates. For applications over 3000 psi high pressure versions are available, see the SS438 filter housings.

Standard housings have NPT ports and Viton seals. Other seal types are available as an option. BSPT and BSPP port types are also available.

The housings are free from welds and comply with NACE MR-01-75 and are CE marked in accordance with PED 97/23/EC.

These housings can also be supplied in a wide range of exotic materials, such as Hastelloy, Monel, Titanium etc.



## Technical Specifications

Housing Model	SS436.621	SS436.641	SHS436.721	SHS436.741	SHS436.821	SHS436.841
Port Size	1" NPT	1" NPT	1½" NPT	1½" NPT	2" NPT	2" NPT
Drain	1/4" NPT	1/2" NPT	1/4" NPT	1/2" NPT	1/4" NPT	1/2" NPT
Maximum Pressure, psi (1)	3000	3000	3000	3000	3000	3000
Maximum Temperature, °F (2)	390	390	390	390	390	390
<b>Materials of Construction (3)</b>						
Head, Bowl & Internals	316L SS	316L SS	316L SS	316L SS	316L SS	316L SS
Seal (4)	Viton	Viton	Viton	Viton	Viton	Viton
Filter Element Code (5)	51.476.□	51.476.□	51.476.□	51.476.□	51.476.□	51.476.□
Adsorber Cartridge Code (6)	51.476.AD□	51.476.AD□	51.476.AD□	51.476.AD□	51.476.AD□	51.476.AD□
<b>Principle Dimensions in inches</b>						
Diameter	4.70	4.70	7.10	7.10	7.10	7.10
Height	24.60	24.60	26.15	26.15	26.55	26.55
Volume, cc	2500	2500	2550	2550	2550	2550
Weight, lbs	41.60	41.60	92.40	92.40	99.00	99.00
<b>Accessories</b>						
Support Core	SCSS43	SCSS43	SCSS43	SCSS43	SCSS43	SCSS43
Mounting Bracket	MBSS42	MBSS42	MBSHS42	MBSHS42	MBSHS42	MBSHS42

### Notes

- (1) Above 390°F the pressure rating is reduced, consult us for the exact rating at any specific temperature
- (2) Maximum temperature 390°F using standard seal. For temperatures up to 615°F use a Chemraz seal
- (3) Material abbreviations, 316L SS = 316L Stainless Steel
- (4) Add suffix for other seal types, Chemraz = .C, Nitrile = N, Kalrez = .K, EPDM = .E, Silicone = .S, (e.g. SS436.621.N)
- (5) Replace the □ with the grade required, e.g. 51.476.SCK, 51.476.S20V, 51.476.T20
- (6) Replace the □ with the type required, e.g. 51.476.AD01

# SS438 & SHS438

## Filter Housing


**Materials** 316L Stainless Steel  
**Pressure** 6000 psi  
**Ports** 1" to 2"  
**Element** 51.476.□

SS438 series filter housings are specified for 1" line size applications up to 6000 psi. The SHS438 series are for 1½" and 2" applications and are designed to have a full bore flow path to give higher flow rates. For applications less than 3000 psi see the SS435 and SS436 series filter housings.

Standard housings have NPT ports and Viton seals. Other seal types are available as an option. BSPT and BSPP port types are also available.

The housings are free from welds and comply with NACE MR-01-75 and are CE marked in accordance with PED 97/23/EC.

These housings can also be supplied in a wide range of exotic materials, such as Hastelloy, Monel, Titanium etc.



### Technical Specifications

Housing Model	SS438.621	SS438.641	SHS438.721	SHS438.741	SHS438.821	SHS438.841
Port Size	1" NPT	1" NPT	1½" NPT	1½" NPT	2" NPT	2" NPT
Drain	1/4" NPT	1/2" NPT	1/4" NPT	1/2" NPT	1/4" NPT	1/2" NPT
Maximum Pressure, psi (1)	6000	6000	6000	6000	6000	6000
Maximum Temperature, °F (2)	390	390	390	390	390	390
<b>Materials of Construction (3)</b>						
Head, Bowl & Internals	316L SS	316L SS	316L SS	316L SS	316L SS	316L SS
Seal (4)	Viton	Viton	Viton	Viton	Viton	Viton
Filter Element Code (5)	51.476.□	51.476.□	51.476.□	51.476.□	51.476.□	51.476.□
Adsorber Cartridge Code (6)	51.476.AD□	51.476.AD□	51.476.AD□	51.476.AD□	51.476.AD□	51.476.AD□
<b>Principle Dimensions in inches</b>						
Diameter	6.45	6.45	7.85	7.85	7.85	7.85
Height	25.80	25.80	28.90	28.90	29.30	29.30
Volume, cc	2550	2550	2600	2600	2600	2600
Weight, lbs	107.80	107.80	189.20	189.20	195.80	195.80
<b>Accessories</b>						
Support Core	SCSS43	SCSS43	SCSS43	SCSS43	SCSS43	SCSS43
Mounting Bracket	MBSS42	MBSS42	MBSHS428	MBSHS428	MBSHS428	MBSHS428

#### Notes

- (1) Above 390°F the pressure rating is reduced, consult us for the exact rating at any specific temperature
- (2) Maximum temperature 390°F using standard seal. For temperatures up to 615°F use a Chemraz seal
- (3) Material abbreviations, 316L SS = 316L Stainless Steel
- (4) Add suffix for other seal types, Chemraz = .C, Nitrile = N, Kalrez = .K, EPDM = .E, Silicone = .S, (e.g. SS438.621.N)
- (5) Replace the □ with the grade required, e.g. 51.476.5CK, 51.476.S20V, 51.476.T20
- (6) Replace the □ with the type required, e.g. 51.476.AD01

# HST Series

## Heatable Filter Housing

<b>Materials</b>	<b>316L SS</b>
<b>Pressure</b>	<b>100 psi</b>
<b>Ports</b>	<b>1/8" or 1/4"</b>
<b>Element</b>	<b>12.32.□ to 25.178.□</b>

The HST series filter housings are designed for hot gas analysis, for example diesel exhaust. The housings can be heated by fitting a suitable heater to the body, installing in a heated enclosure. The bayonet connection allows fast filter element service even at operating temperatures.

The housings have the inlet and outlet ports in the side of the housing and a tie rod & element retainer.

Standard housings have NPT ports and include silicone seals. Viton seals are available as an option. BSPT and BSPP port types are also available.



### Technical Specifications

Housing Model	HST111.101	HST111.201	HST121.101	HST121.201	HST211.201	HST231.201
Port Size	1/8" NPT	1/4" NPT	1/8" NPT	1/4" NPT	1/4" NPT	1/4" NPT
Maximum Pressure, psi	100	100	100	100	100	100
Maximum Temperature, °F	390	390	390	390	390	390
Port Position	Sides	Sides	Sides	Sides	Sides	Sides
Internals Type	Tie Rod	Tie Rod	Tie Rod	Tie Rod	Tie Rod	Tie Rod
<b>Materials of Construction (1)</b>						
Head & Internals	316L SS	316L SS	316L SS	316L SS	316L SS	316L SS
Seals (2)	Silicone	Silicone	Silicone	Silicone	Silicone	Silicone
Filter Element Code (3)	12.32.□	12.32.□	12.57.□	12.57.□	25.64.□	25.178.□
<b>Principle Dimensions in inches</b>						
Diameter	1.55	1.55	1.55	1.55	2.25	2.25
Height of Body	3.70	3.70	4.65	4.65	5.25	9.70
Length of Handle	1.75	1.75	1.75	1.75	3.55	3.55
Volume, cc	40	40	40	40	100	100
Weight, lbs	1.10	1.10	1.10	1.10	4.20	4.20

#### Notes

(1) Material abbreviations, 316L SS = 316L Stainless Steel

(2) Add suffix for other seal types, Chemraz = .C, Nitrile = N, Kalrez = .K, EPDM = .E, Viton = V (e.g. HST111.201.V)

(3) Replace the □ with the grade required, e.g. 12.32.55

# HRT Series

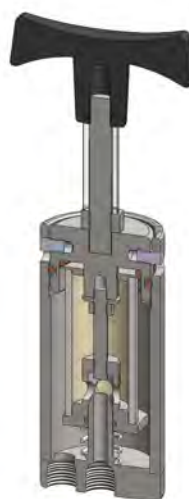
## Heatable Filter Housing

<b>Materials</b>	<b>316L SS</b>
<b>Pressure</b>	<b>100 psi</b>
<b>Ports</b>	<b>1/4"</b>
<b>Element</b>	<b>25.64.□ &amp; 25.178.□</b>

The HRT series filter housings are designed for hot gas analysis, for example diesel exhaust. The housings can be heated by fitting a suitable heater to the body, installing in a heated enclosure. The bayonet connection allows fast filter element service even at operating temperatures.

The housings have the inlet and outlet ports in the end of the housing and a tie rod & element retainer.

Standard housings have NPT ports and include silicone seals. Viton seals are available as an option. BSPT and BSPP port types are also available.



## Technical Specifications

### Housing Model

### HRT211.201

### HRT231.201

Port Size	1/4" NPT	1/4" NPT
Maximum Pressure, psi	100	100
Maximum Temperature, °F	390	390
Port Position	End	End
Internals Type	Tie Rod	Tie Rod
<b>Materials of Construction (1)</b>		
Head & Internals	316L SS	316L SS
Seals (2)	Silicone	Silicone
Filter Element Code (3)	25.64.□	25.178.□
<b>Principle Dimensions in inches</b>		
Diameter	2.10	2.10
Height of Body	4.45	8.95
Length of Handle	3.55	3.55
Volume, cc	100	100
Weight, lbs	2.75	4.40

### Notes

(1) Material abbreviations, 316L SS = 316L Stainless Steel

(2) Add suffix for other seal types, Chemraz = .C, Nitrile = N, Kalrez = .K, EPDM = .E, Viton = V (e.g. HST211.201.V)

(3) Replace the □ with the grade required, e.g. 25.64.55



# HSS Series

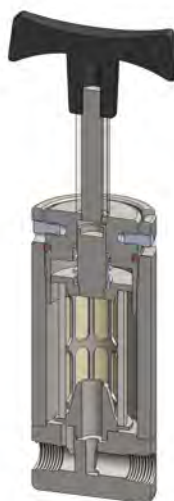
## Heatable Filter Housing

<b>Materials</b>	<b>316L SS</b>
<b>Pressure</b>	<b>100 psi</b>
<b>Ports</b>	<b>1/4"</b>
<b>Element</b>	<b>25.64.□ &amp; 25.178.□</b>

The HSS series filter housings are designed for hot gas analysis, for example diesel exhaust. The housings can be heated by fitting a suitable heater to the body, installing in a heated enclosure. The bayonet connection allows fast filter element service even at operating temperatures.

The housings have the inlet and outlet ports in the side of the housing and a support core to hold the element.

Standard housings have NPT ports and include silicone seals. Viton seals are available as an option. BSPT and BSPP port types are also available.



## Technical Specifications

### Housing Model

### HSS211.201

### HSS231.201

Port Size	1/4" NPT	1/4" NPT
Maximum Pressure, psi	100	100
Maximum Temperature, °F	390	390
Port Position	Sides	Sides
Internals Type	Support	Support
<b>Materials of Construction (1)</b>		
Head & Internals	316L SS	316L SS
Seals (2)	Silicone	Silicone
Filter Element Code (3)	25.64.□	25.178.□
<b>Principle Dimensions in inches</b>		
Diameter	2.25	2.25
Height of Body	5.25	9.70
Length of Handle	3.55	3.55
Volume, cc	100	100
Weight, lbs	4.20	6.15

### Notes

(1) Material abbreviations, 316L SS = 316L Stainless Steel

(2) Add suffix for other seal types, Chemraz = .C, Nitrile = N, Kalrez = .K, EPDM = .E, Viton = V (e.g. HSS211.201.V)

(3) Replace the □ with the grade required, e.g. 25.64.55

# HRS Series

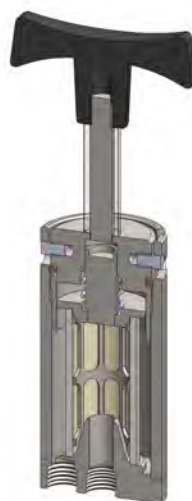
## Heatable Filter Housing

<b>Materials</b>	<b>316L SS</b>
<b>Pressure</b>	<b>100 psi</b>
<b>Ports</b>	<b>1/4"</b>
<b>Element</b>	<b>25.64.□ &amp; 25.178.□</b>

The HRS series filter housings are designed for hot gas analysis, for example diesel exhaust. The housings can be heated by fitting a suitable heater to the body, installing in a heated enclosure. The bayonet connection allows fast filter element service even at operating temperatures.

The housings have the inlet and outlet ports in the end of the housing and a support core to hold the element.

Standard housings have NPT ports and include silicone seals. Viton seals are available as an option. BSPT and BSPP port types are also available.



## Technical Specifications

### Housing Model

### HRS211.201

### HRS231.201

Port Size	1/4" NPT	1/4" NPT
Maximum Pressure, psi	100	100
Maximum Temperature, °F	390	390
Port Position	End	End
Internals Type	Support	Support
<b>Materials of Construction (1)</b>		
Head & Internals	316L SS	316L SS
Seals (2)	Silicone	Silicone
Filter Element Code (3)	25.64.□	25.178.□
<b>Principle Dimensions in inches</b>		
Diameter	2.10	2.10
Height of Body	4.45	8.95
Length of Handle	3.55	3.55
Volume, cc	100	100
Weight, lbs	2.75	4.40

### Notes

(1) Material abbreviations, 316L SS = 316L Stainless Steel

(2) Add suffix for other seal types, Chemraz = .C, Nitrile = N, Kalrez = .K, EPDM = .E, Viton = V (e.g. HSS211.201.V)

(3) Replace the □ with the grade required, e.g. 25.64.55

# SF Series

## Fast Loop (Bypass) Filter Housing


<b>Materials</b>	<b>316L Stainless Steel</b>
<b>Pressure</b>	<b>1500 or 5000 psi</b>
<b>Ports</b>	<b>1/4" to 1"</b>
<b>Element</b>	<b>12.32.□ to 51.230.□</b>

The SF series housings are designed for fast loop and bypass applications. The internal volume is kept to a minimum for a fast response time. The straight-through flow design gives a flushes the filter elements to increase the service life.

Standard housings have NPT ports and a Viton seal. Other seal types are available as an option. BSPT and BSPP port types are also available.

The housings are free from welds and comply with NACE MR-01-75 and are CE marked in accordance with PED 97/23/EC where required.

These housings can also be supplied in a wide range of exotic materials, such as Hastelloy, Monel, Titanium etc.



### Technical Specifications

Housing Model	SF117.221	SF127.221	SF215.421	SF235.421	SF425.421
Port Size	1/4" NPT	1/4" NPT	1/2" NPT	1/2" NPT	1" NPT
Sample Outlet	1/4" NPT	1/4" NPT	1/4" NPT	1/4" NPT	1/4" NPT
psi (1)	5000	5000	1500	1500	1500
Maximum Temperature, °F (2)	390	390	390	390	390
<b>Materials of Construction (3)</b>					
Head, Bowl & Internals	316L SS	316L SS	316L SS	316L SS	316L SS
Seal (4)	Viton	Viton	Viton	Viton	Viton
Filter Element Code (5)	12.32.□	12.57.□	25.64.□	25.178.□	51.230.□
<b>Principle Dimensions in inches</b>					
Diameter	1.95	1.95	2.50	2.50	3.95
Height	2.80	3.80	4.55	9.15	13.05
Volume, cc	15	26	95	95	840
Weight, lbs	1.75	2.20	3.50	3.50	22.00

#### Notes

(1) Above 390°F the pressure rating is reduced, consult us for the exact rating at any specific temperature

(2) Maximum temperature 390°F using standard seal. For temperature up to 615°F use a Chemraz seal

(3) Material abbreviations, 316L SS = 316L Stainless Steel

(4) Add suffix for other seal types, PTFE = .T, Chemraz = .C, Nitrile = N, Kalrez = .K, EPDM = .E, Silicone = .S, (e.g. SL215.421.T)

(5) Replace the □ with the grade required, e.g. 12.32.5K, 12.32.S20V


<b>Materials</b>	<b>316L Stainless Steel</b>
<b>Pressure</b>	<b>1500 or 5000 psi</b>
<b>Ports</b>	<b>1/4" or 1/2"</b>
<b>Element</b>	<b>12.32.□ to 25.178.□</b>

The SL series filter housings are specified for in-line particulate applications. They are specified for lightly contaminated gases or liquids where service intervals are long or for last-chance or back-up filters.

Standard housings have NPT ports and a Viton seal. Other seal types are available as an option. BSPT and BSPP port types are also available.

The housings are free from welds and comply with NACE MR-01-75 and are CE marked in accordance with PED 97/23/EC where required.

These housings can also be supplied in a wide range of exotic materials, such as Hastelloy, Monel, Titanium etc.



## Technical Specifications

Housing Model	SL117.201	SL127.201	SL127.401	SL215.401	SL235.401
Port Size	1/4" NPT	1/4" NPT	1/2" NPT	1/2" NPT	1/2" NPT
psi (1)	5000	5000	5000	1500	1500
Maximum Temperature, °F (2)	390	390	390	390	390
<b>Materials of Construction (3)</b>					
Head, Bowl & Internals	316L SS	316L SS	316L SS	316L SS	316L SS
Seal (4)	Viton	Viton	Viton	Viton	Viton
Filter Element Code (5)	12.32.□	12.57.□	12.57.□	25.64.□	25.178.□
<b>Principle Dimensions in inches</b>					
Diameter	1.40	1.40	1.40	2.35	2.35
Height	3.40	4.35	4.40	5.30	9.75
Volume, cc	15	25	25	100	245
Weight, lbs	0.90	1.10	1.30	3.95	6.60

### Notes

(1) Above 390°F the pressure rating is reduced, consult us for the exact rating at any specific temperature

(2) Maximum temperature 390°F using standard seal. For temperature up to 615°F use a Chemraz seal

(3) Material abbreviations, 316L SS = 316L Stainless Steel

(4) Add suffix for other seal types, PTFE = .T, Chemraz = .C, Nitrile = N, Kalrez = .K, EPDM = .E, Silicone = .S, (e.g. SL215.421.T)

(5) Replace the □ with the grade required, e.g. 12.32.5K, 12.32.S20V

# SE Series


## End of Line Filter Housing

<b>Materials</b>	<b>316L Stainless Steel</b>
<b>Ports</b>	<b>1/8" to 1/4"</b>
<b>Element</b>	<b>12.32.□ to 25.64.□</b>

The SE series filter housings are constructed entirely from 316L stainless steel and supplied with a range of port sizes.

The element is enclosed for protection and the housings are suitable for gas and liquid end of line applications.

These housings have NPT ports as standard.



### Technical Specifications

Housing Model	SE110.101	SE110.201	SE120.101	SE120.201	SE210.201	SE210.401
Port Size	1/8" NPT	1/4" NPT	1/8" NPT	1/4" NPT	1/4" NPT	1/2" NPT
Maximum Temperature, °F	390	390	390	390	390	390
<b>Materials of Construction (1)</b>						
Head & Body	316L	316L	316L	316L	316L	316L
Filter Element Code (3)	12.32.□	12.32.□	12.57.□	12.57.□	25.64.□	25.64.□
Adsorber Cartridge Code (4)	12.32.AD□	12.32.AD□	12.57.AD□	12.57.AD□	25.64.AD□	25.64.AD□
<b>Principle Dimensions in inches</b>						
Diameter	1.40	1.40	1.40	1.40	1.90	1.90
Height	1.50	1.50	2.50	2.50	2.80	2.80
Weight, lbs	0.35	0.35	0.35	0.35	0.90	0.90

#### Notes

(1) Material abbreviations, 316L = 316L Stainless Steel

(2) Replace the □ with the grade required, e.g. 12.32.5K, 12.32.S20V, 12.32.T20

# SO Series

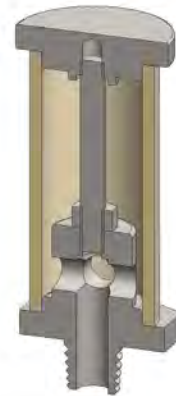
## End of Line Filter Housing

**Materials** 316L Stainless Steel  
**Ports** 1/8" to 1/2"  
**Element** 12.32.□ to 25.64.□

The SO series filter housings are constructed entirely from 316L stainless steel and are supplied with a range of connections.

The housings are suitable for gas and liquid end of line applications.

These housings have NPT male ports as standard.



### Technical Specifications

Housing Model	SO110.101	SO110.201	SO120.101	SO120.201	SO210.201	SO210.401	SO230.201	SO230.401
Port Size	1/8" NPT	1/4" NPT	1/8" NPT	1/4" NPT	1/4" NPT	1/2" NPT	1/4" NPT	1/2" NPT
Maximum Temperature, °F	390	390	390	390	390	390	390	390
<b>Materials of Construction (1)</b>								
Head & Body	316L	316L	316L	316L	316L	316L	316L	316L
Filter Element Code (3)	12.32.□	12.32.□	12.57.□	12.57.□	25.64.□	25.64.□	25.178.□	25.178.□
Adsorber Cartridge Code (4)	12.32.AD□	12.32.AD□	12.57.AD□	12.57.AD□	25.64.AD□	25.64.AD□	25.178.AD□	25.178.AD□
<b>Principle Dimensions in inches</b>								
Diameter	0.75	0.75	0.75	0.75	1.50	1.50	1.50	1.50
Height	1.55	1.55	2.55	2.55	3.00	3.00	7.50	7.50
Weight, lbs	0.20	0.20	0.20	0.20	0.35	0.35	0.35	0.35

#### Notes

(1) Material abbreviations, 316L Stainless Steel

(2) Replace the □ with the grade required, e.g. 12.32.5CK, 12.32.S20V, 12.32.T20



**Materials** 316L SS & Polyamide  
**Pressure** 230 psi  
**Ports** 1/8" or 1/4"

The DN105 automatic drains are used to remove liquids from a coalescing filter housing under positive pressure. The body is constructed from 316L stainless steel and the internals are a proprietary float drain assembly. This housing should only be used in non-corrosive applications as the internals are use polyamide. See the DF105 series for housings that have internals constructed entirely from stainless steel.

The housing has a male inlet port and this always it to be connected directly to the drain port of the coalescing filter housing. Standard housings have NPT ports and include Viton seals. Other seals types are available as an option.

The housings are free from welds and comply with NACE MR-01-75 and conform to SEP of PED 97/23/EC.



## Technical Specifications

Housing Model	DN103.111	DN103.221
Port Size	1/8" NPT	1/4" NPT
Drain	1/8" NPT	1/4" NPT
Maximum Pressure, psi	230	230
Minimum Pressure, psi	15	15
Maximum Temperature, °F	75	175
<b>Materials of Construction (1)</b>		
Head & Bowl	316L SS	316L SS
Internals	PA	PA
Seal (2)	Viton	Viton
<b>Principle Dimensions in inches</b>		
Diameter	1.90	1.90
Height	3.75	3.75
Volume, cc	40	40
Weight, lbs	1.45	1.45

### Notes

(1) Material abbreviations, 316L SS = 316L Stainless Steel, PA = Polyamide

(2) Add suffix for other seal types, Nitrile = N, EPDM = .E, Silicone = .S, (e.g. DN103.221.E)

# DF105

## Automatic Float Drain

**Materials** 316L SS  
**Pressure** 500 psi  
**Ports** 1/8" to 1/2"

The DF105 automatic drains are used to automatically remove liquids from a coalescing filter housing under positive pressure. The body and internals are constructed from 316L stainless steel.

The unique design uses a float and diaphragm system to drain the liquid. The housing has a male inlet port and this is connected directly to the drain port of the coalescing filter housing. Standard housings have NPT ports and include Viton seals. Other seal types are available as an option.

The housings are free from welds and comply with NACE MR-01-75 and conform to SEP of PED 97/23/EC.



### Technical Specifications

Housing Model	DF105.111	DF105.221	DF105.441
Port Size	1/8" NPT	1/4" NPT	1/2" NPT
Drain	1/8" NPT	1/4" NPT	1/2" NPT
Maximum Pressure, psi	500	500	500
Minimum Pressure, psi	10	10	10
Maximum Temperature, °F	210	210	210
<b>Materials of Construction (1)</b>			
Head, Bowl & Internals	316L SS	316L SS	316L SS
Seal (2)	Viton	Viton	Viton
<b>Principle Dimensions in inches</b>			
Diameter	1.90	1.90	1.90
Height	4.75	4.75	4.75
Volume, cc	48	48	48
Weight, lbs	2.20	2.20	2.20

#### Notes

(1) Material abbreviations, 316L SS = 316L Stainless Steel

(2) Add suffix for other seal types, Nitrile = N, EPDM = .E, (e.g. DF105.221.E)

# DG111 & DS112

## Drain Vessel

**Materials** 316L SS & Pyrex Glass  
**Pressure** 100 & 150 psi  
**Ports** 1/8" or 1/4"


The DG111 & DS112 drain vessels are specified to increase the housing capacity in coalescing applications where an automatic float drain cannot be used.

The housings are constructed from 316L stainless steel with a stainless steel or Pyrex glass bowl. The Pyrex bowl is also fitted with a bowl guard, this is not shown.

Standard housings have NPT ports and include Viton seals. Other seal types are available as an option. BSPT and BSPP port types are also available.

The housings are free from welds and comply with NACE MR-01-75 and conform to SEP of PED 97/23/EC.

These housings can also be supplied in a wide range of exotic materials, such as Hastelloy, Monel, Titanium etc.



Bowl guard not shown

## Technical Specifications

Housing Model	DG111.111	DG111.221	DS112.111	DS112.221
Port Size	1/8" NPT	1/4" NPT	1/8" NPT	1/4" NPT
Drain	1/8" NPT	1/4" NPT	1/8" NPT	1/4" NPT
Maximum Pressure, psi	100	100	150	150
Maximum Temperature, °F (1)	300	300	390	390
<b>Materials of Construction (2)</b>				
Head & Internals	316L SS	316L SS	316L SS	316L SS
Bowl	Pyrex	Pyrex	316L SS	316L SS
Seals (3)	Viton	Viton	Viton	Viton
<b>Principle Dimensions in inches</b>				
Diameter	1.55	1.55	1.55	1.55
Height	3.50	3.50	3.50	3.50
Volume, cc	25	25	25	25
Weight, lbs	0.65	0.65	0.75	0.75

### Notes

(1) Maximum temperature 390°F using standard seal. For temperatures up to 615°F use a Chemraz seal (not DG types)

(2) Material abbreviations, 316L SS = 316L Stainless Steel

(3) Add suffix for other seal types, PTFE = .T, Chemraz = .C, Nitrile = N, Kalrez = .K, EPDM = .E, Silicone = .S, (e.g. DG111.221.T)

**Materials** 316L SS & Pyrex Glass  
**Pressure** 100 & 150 psi  
**Ports** 1/8" or 1/4"

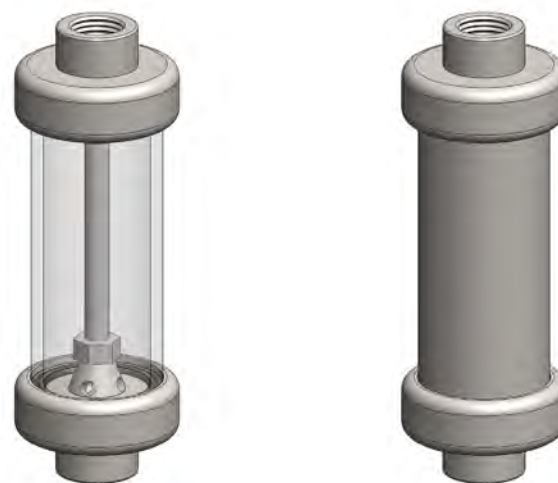
The DG121 & DS122 drain vessels are specified to increase the housing capacity in coalescing applications where an automatic float drain cannot be used.

The housings are constructed from 316L stainless steel with a stainless steel or Pyrex glass bowl. The Pyrex bowl is also fitted with a bowl guard, this is not shown.

Standard housings have NPT ports and include Viton seals. Other seal types are available as an option. BSPT and BSPP port types are also available.

The housings are free from welds and comply with NACE MR-01-75 and conform to SEP of PED 97/23/EC.

These housings can also be supplied in a wide range of exotic materials, such as Hastelloy, Monel, Titanium etc.



Bowl guard not shown

## Technical Specifications

Housing Model	DG121.111	DG121.221	DS122.111	DS122.221
Port Size	1/8" NPT	1/4" NPT	1/8" NPT	1/4" NPT
Drain	1/8" NPT	1/4" NPT	1/8" NPT	1/4" NPT
Maximum Pressure, psi	100	100	150	150
Maximum Temperature, °F (1)	210	210	390	390
<b>Materials of Construction (2)</b>				
Head & Internals	316L SS	316L SS	316L SS	316L SS
Bowl	Pyrex	Pyrex	316L SS	316L SS
Seals (3)	Viton	Viton	Viton	Viton
<b>Principle Dimensions in inches</b>				
Diameter	1.55	1.55	1.55	1.55
Height	4.50	4.50	4.50	4.50
Volume, cc	35	35	35	35
Weight, lbs	0.75	0.75	0.90	0.90

### Notes

(1) Maximum temperature 390°F using standard seal. For temperatures up to 615°F use a Chemraz seal (not DG types)

(2) Material abbreviations, 316L SS = 316L Stainless Steel

(3) Add suffix for other seal types, PTFE = .T, Chemraz = .C, Nitrile = N, Kalrez = .K, EPDM = .E, Silicone = .S, (e.g. DG121.221.T)

**Materials** 316L SS  
**Pressure** 5000 psi  
**Ports** 1/8" or 1/4"

The DS127 drain vessels are specified to increase the housing capacity in coalescing applications where an automatic float drain cannot be used.

The housings are constructed from 316L stainless steel with a stainless steel or Pyrex glass bowl.

Standard housings have NPT ports and include Viton seals. Other seal types are available as an option. BSPT and BSPP port types are also available.

The housings are free from welds and comply with NACE MR-01-75 and are CE marked in accordance with PED 97/23/EC.

These housings can also be supplied in a wide range of exotic materials, such as Hastelloy, Monel, Titanium etc.



## Technical Specifications

Housing Model	DS127.111	DS127.221
Port Size	1/8" NPT	1/4" NPT
Drain	1/8" NPT	1/4" NPT
Maximum Pressure, psi	5000	5000
Maximum Temperature, °F (1)	390	390
<b>Materials of Construction (2)</b>		
Head & Internals	316L SS	316L SS
Bowl	Viton	Viton
Seals (3)		
<b>Principle Dimensions in inches</b>		
Diameter	1.55	1.55
Height	4.50	4.50
Volume, cc	35	35
Weight, lbs	0.75	0.75

### Notes

(1) Maximum temperature 390°F using standard seal. For temperatures up to 615°F use a Chemraz seal (not DG types)

(2) Material abbreviations, 316L SS = 316L Stainless Steel

(3) Add suffix for other seal types, PTFE = .T, Chemraz = .C, Nitrile = N, Kalrez = .K, EPDM = .E, Silicone = .S, (e.g. DG1211.221.T)

**Materials** 316L SS & Pyrex Glass  
**Pressure** 100 & 150 psi  
**Ports** 1/8" or 1/4"


The DG211 & DS212 drain vessels are specified to increase the housing capacity in coalescing applications where an automatic float drain cannot be used.

The housings are constructed from 316L stainless steel with a stainless steel or Pyrex glass bowl. The Pyrex bowl is also fitted with a bowl guard, this is not shown.

Standard housings have NPT ports and include Viton seals. Other seal types are available as an option. BSPT and BSPP port types are also available.

The housings are free from welds and comply with NACE MR-01-75 and conform to SEP of PED 97/23/EC.

These housings can also be supplied in a wide range of exotic materials, such as Hastelloy, Monel, Titanium etc.



Bowl guard not shown

## Technical Specifications

Housing Model	DG211.111	DG211.221	DS212.111	DS212.221
Port Size	1/8" NPT	1/4" NPT	1/8" NPT	1/4" NPT
Drain	1/8" NPT	1/4" NPT	1/8" NPT	1/4" NPT
Maximum Pressure, psi	100	100	150	150
Maximum Temperature, °F (1)	210	210	390	390
<b>Materials of Construction (2)</b>				
Head & Internals	316L SS	316L SS	316L SS	316L SS
Bowl	Pyrex	Pyrex	316L SS	316L SS
Seals (3)	Viton	Viton	Viton	Viton
<b>Principle Dimensions in inches</b>				
Diameter	1.55	1.55	1.55	1.55
Height	4.50	4.50	4.50	4.50
Volume, cc	105	105	105	105
Weight, lbs	1.45	1.45	1.55	1.55

### Notes

(1) Maximum temperature 390°F using standard seal. For temperatures up to 615°F use a Chemraz seal (not DG types)

(2) Material abbreviations, 316L SS = 316L Stainless Steel

(3) Add suffix for other seal types, PTFE = .T, Chemraz = .C, Nitrile = N, Kalrez = .K, EPDM = .E, Silicone = .S, (e.g. DG211.221.T)




**Materials** 316L SS  
**Pressure** 1500 psi  
**Ports** 1/4" or 1/2"

The DS215 drain vessels are specified to increase the housing capacity in coalescing applications where an automatic float drain cannot be used. They are constructed entirely from 316L stainless steel.

Standard housings have NPT ports and include a Viton seal. Other seal types are available as an option. BSPT and BSPP port types are also available.

The housings are free from welds and comply with NACE MR-01-75 and conform to SEP of PED 97/23/EC.

These housings can also be supplied in a wide range of exotic materials, such as Hastelloy, Monel, Titanium etc.



## Technical Specifications

Housing Model	DS215.221	DS215.441
Port Size	1/4" NPT	1/2" NPT
Drain	1/4" NPT	1/2" NPT
Maximum Pressure, psi (1)	1500	1500
Maximum Temperature, °F (2)	390	390
<b>Materials of Construction (3)</b>		
Head & Bowl	316L SS	316L SS
Seal (4)	Viton	Viton
<b>Principle Dimensions in inches</b>		
Diameter	2.50	2.50
Height	5.05	5.05
Volume, cc	105	105
Weight, lbs	2.95	2.95

### Notes

- (1) Above 390°F the pressure rating is reduced, consult us for the exact rating at any specific temperature
- (2) Maximum temperature 390°F using standard seal. For temperatures up to 615°F use a Chemraz seal
- (3) Material abbreviations, 316L SS = 316L Stainless Steel
- (4) Add suffix for other seal types, PTFE = .T, Chemraz = .C, Nitrile = N, Kalrez = .K, EPDM = .E, Silicone = .S, (e.g. DG211.221.T)

# DG231 & DS232

## Drain Vessel

**Materials** 316L SS & Pyrex Glass  
**Pressure** 100 & 150 psi  
**Ports** 1/8" or 1/4"

The DG231 & DS232 drain vessels are specified to increase the housing capacity in coalescing applications where an automatic float drain cannot be used.

The housings are constructed from 316L stainless steel with a stainless steel or Pyrex glass bowl. The Pyrex bowl is also fitted with a bowl guard, this is not shown.

Standard housings have NPT ports and include Viton seals. Other seal types are available as an option. BSPT and BSPP port types are also available.

The housings are free from welds and comply with NACE MR-01-75 and conform to SEP of PED 97/23/EC.

These housings can also be supplied in a wide range of exotic materials, such as Hastelloy, Monel, Titanium etc.



Bowl guard not shown

## Technical Specifications

Housing Model	DG231.111	DG231.221	DS232.111	DS232.221
Port Size	1/8" NPT	1/4" NPT	1/8" NPT	1/4" NPT
Drain	1/8" NPT	1/4" NPT	1/8" NPT	1/4" NPT
Maximum Pressure, psi	100	100	150	150
Maximum Temperature, °F (1)	210	210	390	390
<b>Materials of Construction (2)</b>				
Head & Internals	316L SS	316L SS	316L SS	316L SS
Bowl	Pyrex	Pyrex	316L SS	316L SS
Seals (3)	Viton	Viton	Viton	Viton
<b>Principle Dimensions in inches</b>				
Diameter	2.20	2.20	2.20	2.20
Height	9.40	9.40	9.40	9.40
Volume, cc	255	255	255	255
Weight, lbs	2.00	2.00	2.20	2.20

### Notes

(1) Maximum temperature 390°F using standard seal. For temperatures up to 615°F use a Chemraz seal (not DG types)

(2) Material abbreviations, 316L SS = 316L Stainless Steel

(3) Add suffix for other seal types, PTFE = .T, Chemraz = .C, Nitrile = N, Kalrez = .K, EPDM = .E, Silicone = .S, (e.g. DG231.221.T)

**Materials** 316L SS  
**Pressure** 1500 psi  
**Ports** 1/4" or 1/2"

The DS235 drain vessels are specified to increase the housing capacity in coalescing applications where an automatic float drain cannot be used. They are constructed entirely from 316L stainless steel.

Standard housings have NPT ports and include a Viton seal. Other seal types are available as an option. BSPT and BSPP port types are also available.

The housings are free from welds and comply with NACE MR-01-75 and conform to SEP of PED 97/23/EC.

These housings can also be supplied in a wide range of exotic materials, such as Hastelloy, Monel, Titanium etc.



## Technical Specifications

Housing Model	DS235.221	DS235.441
Port Size	1/4" NPT	1/2" NPT
Drain	1/4" NPT	1/2" NPT
Maximum Pressure, psi (1)	1500	1500
Maximum Temperature, °F (2)	390	390
<b>Materials of Construction (3)</b>		
Head & Bowl	316L SS	316L SS
Seal (4)	Viton	Viton
<b>Principle Dimensions in inches</b>		
Diameter	2.50	2.50
Height	9.50	9.50
Volume, cc	255	255
Weight, lbs	4.20	4.20

### Notes


- (1) Above 390°F the pressure rating is reduced, consult us for the exact rating at any specific temperature
- (2) Maximum temperature 390°F using standard seal. For temperatures up to 615°F use a Chemraz seal
- (3) Material abbreviations, 316L SS = 316L Stainless Steel
- (4) Add suffix for other seal types, PTFE = .T, Chemraz = .C, Nitrile = N, Kalrez = .K, EPDM = .E, Silicone = .S, (e.g. DS235.221.T)

**Materials** 316L SS  
**Pressure** Up to 15,000 psi

SSDPI series differential pressure indicators are specified for applications up to 15000 psi. They monitor the pressure differential across to ports and as it increases the indicator will show yellow and then red. A selection of pressure ranges for the spring are available and custom pressure ranges can also be supplied.

Standard housings have metric threads and Viton seals. Other seal types are available as an option and other thread types are also available.

The housings are free from welds and comply with NACE MR-01-75 and are suitable for use with housings that are CE marked in accordance with PED 97/23/EC.



### Technical Specifications

Housing Model (1)	SSDPI.8.□	SSDPI.9.□	SSDPI.10.□
Maximum Pressure, psi	6000	10000	1500
Maximum Temperature, °F (2)	210	210	210
<b>Materials of Construction (3)</b>			
Head, Bowl & Internals	316L SS	316L SS	316L SS
Magnet (4)	Neodymium	Neodymium	Neodymium
Cover	Acrylic	Acrylic	Acrylic
Seal (5)	Viton	Viton	Viton
<b>Principle Dimensions in Inches</b>			
Hexagon	1.0 AF	1.0 AF	1.2 AF
Overall Height	1.65	1.65	1.65
Thread Size	M18 x1.5	M20 x 1.5	M20 x 1.5
<b>Pressure Range Suffix</b>			
0 to 0.5 Bar	0-0.5	0-0.5	0-0.5
0 to 1.0 Bar	0-1	0-1	0-1
0 to 2.0 Bar	0-2	0-2	0-2
0 to 3.0 Bar	0-3	0-3	0-3
0 to 5.0 Bar	0-5	0-5	0-5

#### Notes

(1) Add pressure range suffix to the part number, e.g. SSDPI.9.0-0.5

(2) Maximum temperature 210 °F due to differential pressure indicator materials

(3) Material abbreviations, 316L SS = 316L Stainless Steel

(4) The magnet is electroplated with Ni-Cu-Ni

(5) Add suffix for other seal types, Chemraz = .C, Nitrile = N, Kalrez = .K, EPDM = .E, Silicone = .S, (e.g. SSDPI.8.0-5.E)

# RSP103 & RSS103

## Regulator

**Materials** 316L Stainless Steel  
**Pressure** 250 psi  
**Ports** 1/8" or 1/4"

RSP103 and RSS103 regulator housings are specified for 1/4" & 1/2" line size applications.

The housings are constructed from 316L stainless steel with a stainless steel or plastic bonnet. The regulators can be supplied as relieving or non-relieving and the suffix .R or .NR should be used after the part number. Gauge ports are 1/8" NPT.

Springs can be supplied for 0-30, 0-60 and 0-120 psi, see table below for part number suffix.

Standard housings have NPT ports and Viton seals.

The housings are free from welds and comply with NACE MR-01-75 and conform to SEP of PED 97/23/EC.



## Technical Specifications

Housing Model	RSP103.101	RSP103.201	RSS103.101	RSS103.201
Port Size	1/8" NPT	1/4" NPT	1/8" NPT	1/4" NPT
Maximum Pressure, psi	250	250	250	250
Maximum Temperature, °F	140	140	140	140
<b>Materials of Construction (1)</b>				
Body	316L SS	316L SS	316L SS	316L SS
Bonnet	Plastic	Plastic	316L SS	316L SS
Seal & Diaphragm	Viton	Viton	Viton	Viton
Other Internal Parts	Plastic	Plastic	Plastic	Plastic
<b>Principle Dimensions in inches</b>				
Diameter	1.55	1.55	1.55	1.55
Height	3.05	3.05	3.05	3.05
Weight, lbs	0.55	0.55	0.55	0.55
<b>Type Suffix (2)</b>				
Relieving	.R	.R	.R	.R
Non-relieving	.NR	.NR	.NR	.NR
<b>Spring Suffix (2)</b>				
0-30 psi	.30	.30	.30	.30
0-60 psi	.60	.60	.60	.60
0-120 psi	.120	.120	.120	.120
<b>Accessories</b>				
Mounting Bracket	MBRSP10	MBRSP10	MBRSP10	MBRSP10
Pressure Gauge (3)	SPRGA10	SPRGA10	SPRGA10	SPRGA10

### Notes

(1) Material abbreviations, 316L SS = 316L Stainless Steel

(2) Add suffix for Relieving or Non-relieving types and for the spring type, (e.g. RSS103.201.N.120)

(3) Add suffix for pressure range, (e.g. PRGA10.120)

**Materials** 316L Stainless Steel  
**Pressure** 250 psi  
**Ports** 1/8" or 1/4"  
**Element** 12.32.□

RSP113 series filter regulator housings are specified for 1/4" & 1/2" line size applications and have a filter element integrated into the regulator.

The housings are constructed from 316L stainless steel with a plastic bonnet. The regulators can be supplied as relieving or non-relieving and the suffix .R or .NR should be used after the part number. Gauge ports are 1/8" NPT.

Springs can be supplied for 0-30, 0-60 and 0-120 psi, see table below for part number suffix.

Standard housings have NPT ports and Viton seals.

The housings are free from welds and comply with NACE MR-01-75 and conform to SEP of PED 97/23/EC.



## Technical Specifications

Housing Model	RSP113.101	RSP113.111	RSP113.161	RSP113.201	RSP113.221	RSP113.261
Port Size	1/8" NPT	1/8" NPT	1/8" NPT	1/4" NPT	1/4" NPT	1/4" NPT
Drain Port	None	1/8" NPT	Manual	None	1/4" NPT	Manual
Maximum Pressure, psi	250	250	250	250	250	250
Maximum Temperature, °F	140	140	140	140	140	140
<b>Materials of Construction (1)</b>						
Body	316L SS	316L SS	316L SS	316L SS	316L SS	316L SS
Bonnet	Plastic	Plastic	Plastic	Plastic	Plastic	Plastic
Seal & Diaphragm	Viton	Viton	Viton	Viton	Viton	Viton
Other Internal Parts	Plastic	Plastic	Plastic	Plastic	Plastic	Plastic
Filter Element Code (2)	12.32.□	12.32.□	12.32.□	12.32.□	12.32.□	12.32.□
<b>Principle Dimensions in inches</b>						
Diameter	1.55	1.55	1.55	1.55	1.55	1.55
Height	5.95	5.95	6.55	5.95	5.95	6.55
Weight, lbs	1.45	1.45	1.45	1.45	1.45	1.45
<b>Type Suffix (3)</b>						
Relieving	.R	.R	.R	.R	.R	.R
Non-relieving	.NR	.NR	.NR	.NR	.NR	.NR
<b>Spring Suffix (3)</b>						
0-30 psi	.30	.30	.30	.30	.30	.30
0-60 psi	.60	.60	.60	.60	.60	.60
0-120 psi	.120	.120	.120	.120	.120	.120
<b>Accessories</b>						
Mounting Bracket	MBRSP10	MBRSP10	MBRSP10	MBRSP10	MBRSP10	MBRSP10
Pressure Gauge (4)	SPRGA10	SPRGA10	SPRGA10	SPRGA10	SPRGA10	SPRGA10

### Notes

- (1) Material abbreviations, 316L SS = 316L Stainless Steel
- (2) Replace the □ with the grade required, e.g. 12.32.5K, 12.32.S10V
- (3) Add suffix for Relieving or Non-relieving types and for the spring type, (e.g. RSP113.201.N.120)
- (4) Add suffix for pressure range, (e.g. PRGA10.120)



**Materials** 316L Stainless Steel  
**Pressure** 250 psi  
**Ports** 1/8" or 1/4"

RSS113 series filter regulator housings are specified for 1/4" & 1/2" line size applications and have a filter element integrated into the regulator.

The housings are constructed from 316L stainless steel with a stainless steel bonnet. The regulators can be supplied as relieving or non-relieving and the suffix .R or .NR should be used after the part number. Gauge ports are 1/8" NPT.

Springs can be supplied for 0-30, 0-60 and 0-120 psi, see table below for part number suffix.

Standard housings have NPT ports and Viton seals.

The housings are free from welds and comply with NACE MR-01-75 and conform to SEP of PED 97/23/EC.



## Technical Specifications

Housing Model	RSS113.101	RSS113.111	RSS113.161	RSS113.201	RSS113.221	RSS113.261
Port Size	1/8" NPT	1/8" NPT	1/8" NPT	1/4" NPT	1/4" NPT	1/4" NPT
Drain Port	None	1/8" NPT	Manual	None	1/4" NPT	Manual
Maximum Pressure, psi	250	250	250	250	250	250
Maximum Temperature, °F	140	140	140	140	140	140
<b>Materials of Construction (1)</b>						
Body	316L SS	316L SS	316L SS	316L SS	316L SS	316L SS
Bonnet	316L SS	316L SS	316L SS	316L SS	316L SS	316L SS
Seal & Diaphragm	Viton	Viton	Viton	Viton	Viton	Viton
Other Internal Parts	Plastic	Plastic	Plastic	Plastic	Plastic	Plastic
Filter Element Code (2)	12.32.□	12.32.□	12.32.□	12.32.□	12.32.□	12.32.□
<b>Principle Dimensions in inches</b>						
Diameter	1.55	1.55	1.55	1.55	1.55	1.55
Height	5.95	5.95	6.55	5.95	5.95	6.55
Weight, lbs	1.45	1.45	1.45	1.45	1.45	1.45
<b>Type Suffix (3)</b>						
Relieving	.R	.R	.R	.R	.R	.R
Non-relieving	.NR	.NR	.NR	.NR	.NR	.NR
<b>Spring Suffix (3)</b>						
0-30 psi	.30	.30	.30	.30	.30	.30
0-60 psi	.60	.60	.60	.60	.60	.60
0-120 psi	.120	.120	.120	.120	.120	.120
<b>Accessories</b>						
Mounting Bracket	MBRSP10	MBRSP10	MBRSP10	MBRSP10	MBRSP10	MBRSP10
Pressure Gauge (4)	SPRGA10	SPRGA10	SPRGA10	SPRGA10	SPRGA10	SPRGA10

### Notes

- (1) Material abbreviations, 316L SS = 316L Stainless Steel
- (2) Replace the □ with the grade required, e.g. 12.32.5K, 12.32.S10V
- (3) Add suffix for Relieving or Non-relieving types and for the spring type, (e.g. RSS113.201.N.120)
- (4) Add suffix for pressure range, (e.g. PRGA10.120)

**Materials** 316L Stainless Steel  
**Pressure** 250 psi  
**Ports** 1/8" or 1/4"

RSP123 series filter regulator housings are specified for 1/4" & 1/2" line size applications and have a filter element integrated into the regulator.

The housings are constructed from 316L stainless steel with a plastic bonnet. The regulators can be supplied as relieving or non-relieving and the suffix .R or .NR should be used after the part number. Gauge ports are 1/8" NPT.

Springs can be supplied for 0-30, 0-60 and 0-120 psi, see table below for part number suffix.

Standard housings have NPT ports and Viton seals.

The housings are free from welds and comply with NACE MR-01-75 and conform to SEP of PED 97/23/EC.



## Technical Specifications

Housing Model	RSP123.101	RSP123.111	RSP123.161	RSP123.201	RSP123.221	RSP123.261
Port Size	1/8" NPT	1/8" NPT	1/8" NPT	1/4" NPT	1/4" NPT	1/4" NPT
Drain Port	None	1/8" NPT	Manual	None	1/4" NPT	Manual
Maximum Pressure, psi	250	250	250	250	250	250
Maximum Temperature, °F	140	140	140	140	140	140
<b>Materials of Construction (1)</b>						
Body	316L SS	316L SS	316L SS	316L SS	316L SS	316L SS
Bonnet	Plastic	Plastic	Plastic	Plastic	Plastic	Plastic
Seal & Diaphragm	Viton	Viton	Viton	Viton	Viton	Viton
Other Internal Parts	Plastic	Plastic	Plastic	Plastic	Plastic	Plastic
Filter Element Code (2)	12.57.□	12.57.□	12.57.□	12.57.□	12.57.□	12.57.□
<b>Principle Dimensions in inches</b>						
Diameter	1.55	1.55	1.55	1.55	1.55	1.55
Height	6.90	6.90	7.50	6.90	6.90	7.50
Weight, lbs	1.65	1.65	1.65	1.65	1.65	1.65
<b>Type Suffix (3)</b>						
Relieving	.R	.R	.R	.R	.R	.R
Non-relieving	.NR	.NR	.NR	.NR	.NR	.NR
<b>Spring Suffix (3)</b>						
0-30 psi	.30	.30	.30	.30	.30	.30
0-60 psi	.60	.60	.60	.60	.60	.60
0-120 psi	.120	.120	.120	.120	.120	.120
<b>Accessories</b>						
Mounting Bracket	MBRSP10	MBRSP10	MBRSP10	MBRSP10	MBRSP10	MBRSP10
Pressure Gauge (4)	SPRGA10	SPRGA10	SPRGA10	SPRGA10	SPRGA10	SPRGA10

### Notes

- (1) Material abbreviations, 316L SS = 316L Stainless Steel
- (2) Replace the □ with the grade required, e.g. 12.57.5K, 12.57.S10V
- (3) Add suffix for Relieving or Non-relieving types and for the spring type, (e.g. RSP123.201.N.120)
- (4) Add suffix for pressure range, (e.g. PRGA10.120)

**Materials** 316L Stainless Steel  
**Pressure** 250 psi  
**Ports** 1/8" or 1/4"

RSS123 series filter regulator housings are specified for 1/4" & 1/2" line size applications and have a filter element integrated into the regulator.

The housings are constructed from 316L stainless steel with a stainless steel bonnet. The regulators can be supplied as relieving or non-relieving and the suffix .R or .NR should be used after the part number. Gauge ports are 1/8" NPT.

Springs can be supplied for 0-30, 0-60 and 0-120 psi, see table below for part number suffix.

Standard housings have NPT ports and Viton seals.

The housings are free from welds and comply with NACE MR-01-75 and conform to SEP of PED 97/23/EC.



## Technical Specifications

Housing Model	RSS123.101	RSS123.111	RSS123.161	RSS123.201	RSS123.221	RSS123.261
Port Size	1/8" NPT	1/8" NPT	1/8" NPT	1/4" NPT	1/4" NPT	1/4" NPT
Drain Port	None	1/8" NPT	Manual	None	1/4" NPT	Manual
Maximum Pressure, psi	250	250	250	250	250	250
Maximum Temperature, °F	140	140	140	140	140	140
<b>Materials of Construction (1)</b>						
Body	316L SS	316L SS	316L SS	316L SS	316L SS	316L SS
Bonnet	316L SS	316L SS	316L SS	316L SS	316L SS	316L SS
Seal & Diaphragm	Viton	Viton	Viton	Viton	Viton	Viton
Other Internal Parts	Plastic	Plastic	Plastic	Plastic	Plastic	Plastic
Filter Element Code (2)	12.57.□	12.57.□	12.57.□	12.57.□	12.57.□	12.57.□
<b>Principle Dimensions in inches</b>						
Diameter	1.55	1.55	1.55	1.55	1.55	1.55
Height	6.90	6.90	7.50	6.90	6.90	7.50
Weight, lbs	1.90	1.90	1.90	1.90	1.90	1.90
<b>Type Suffix (3)</b>						
Relieving	.R	.R	.R	.R	.R	.R
Non-relieving	.NR	.NR	.NR	.NR	.NR	.NR
<b>Spring Suffix (3)</b>						
0-30 psi	.30	.30	.30	.30	.30	.30
0-60 psi	.60	.60	.60	.60	.60	.60
0-120 psi	.120	.120	.120	.120	.120	.120
<b>Accessories</b>						
Mounting Bracket	MBRSP10	MBRSP10	MBRSP10	MBRSP10	MBRSP10	MBRSP10
Pressure Gauge (4)	SPRGA10	SPRGA10	SPRGA10	SPRGA10	SPRGA10	SPRGA10

### Notes

- (1) Material abbreviations, 316L SS = 316L Stainless Steel
- (2) Replace the □ with the grade required, e.g. 12.57.5K, 12.57.S10V
- (3) Add suffix for Relieving or Non-relieving types and for the spring type, (e.g. RSS123.201.N.120)
- (4) Add suffix for pressure range, (e.g. PRGA10.120)


<b>Materials</b>	<b>PTFE</b>
<b>Pressure</b>	<b>100 psi</b>
<b>Ports</b>	<b>1/4" &amp; 1/8" Spigot or NPT</b>
<b>Membrane</b>	<b>MT.33.□</b>

FML101 membrane housings use a porous PTFE membrane, which is supported by a sintered porous PTFE disc on the outlet side. Any liquid in the gas sample will be prevented from passing through the membrane.

The housing design allows a quick change of the membrane by unscrewing a retaining collar.

Standard housings have 1/4" diameter push-on spigots or female NPT ports and include Viton seals. Other seal types are available as an option. BSPT and BSPP port types are also available.

Special housings can also be produced with different connections and membrane sizes.



## Technical Specifications

Housing Model	FML101.109	FML101.101	FML101.201
Port Size	1/8" NPT (F)	1/4" NPT (F)	1/4" NPT Spigot
Maximum Pressure, psi	100	100	100
Maximum Temperature, °F (1)	300	300	300
<b>Materials of Construction (2)</b>			
Head, Bowl & Internals	PTFE	PTFE	PTFE
Seal (3)	Viton	Viton	Viton
Membrane Code (4)	MT.33.□	MT.33.□	MT.33.□
<b>Principle Dimensions in inches</b>			
Diameter	2.50	2.50	2.50
Height	1.85	1.85	1.85
Volume, cc	10	10	10
Weight, lbs	0.35	0.35	0.35

### Notes

- (1) Maximum temperature of 300°F is due to the PTFE membrane
- (2) Material abbreviations, PTFE = Polytetrafluoroethane
- (3) Add suffix for other seal types, Chemraz = .C, Nitrile = N, Kalrez = .K, EPDM = .E, Silicone = .S, (e.g. FML101.109.C)
- (4) Replace the □ with the membrane grade required, e.g. MT.33.M2

# SM015

## SP76 Modular Membrane Housing

**Materials** 316L SS  
**Pressure** 1500 psi  
**Ports** SP76 & 1/8"  
**Membrane** MT.19.□

The SM015 series SP76 membrane housings are designed for SP76 compliant modular sample systems. The housings use a porous PTFE membrane which is supported by a sintered porous stainless steel disc on the outlet side.

Any liquid in the sample will flow to the 1/8" NPT drain port. The housings should only be used on substrates that are mounted in the horizontal plane with the drain port at the lowest point below the inlet and outlet ports.

The housing design allows a quick change of the membrane as all the line connections are arranged in the body of the housing and the threaded cap means no tools are required for access.

The housings are free from welds and comply with NACE MR-01-75 and are CE marked in accordance with PED 97/23/EC.



### Technical Specifications

#### Housing Model

#### SM015.L11

#### SM015.R11

Inlet/Outlet Connections

SP76

SP76

Drain

1/8" NPT

1/8" NPT

Maximum Pressure, psi

1500

1500

Maximum Temperature, °F (1)

300

300

Flow Direction

Left to Right

Right to Left

Substrate Plane

Horizontal

Horizontal

Inlet

Hole 2

Hole 2

Outlet

Hole 3

Hole 1

#### Materials of Construction (2)

Head, Bowl & Internals

316L SS

316L SS

Seals (3)

Viton

Viton

Membrane Code (4)

MT.19.□

MT.19.□

#### Principle Dimensions in inches

Diameter

1.50

1.50

Height

1.90

1.90

Volume, cc

5

5

Weight, lbs

0.65

0.65

#### Notes

(1) Maximum temperature of 300°F is due to the PTFE membrane

(2) Material abbreviations, 316L SS = 316L Stainless Steel

(2) Add suffix for other seal types, PTFE = .T, Chemraz = .C, Nitrile = N, Kalrez = .K, EPDM = .E, Silicone = .S, (e.g. SM015.L11.T)

(3) Replace the □ with the grade required, e.g. MT.19.M2

**Materials** 316L Stainless Steel  
**Pressure** 1500 psi  
**Ports** 1/16" LV or 1/8"  
**Membrane** MT.19.□

SM015 membrane housings use a porous PTFE membrane, which is supported by a sintered porous stainless steel disc on the outlet side. Any liquid in the gas sample will flow to the drain port. This port can also be used as a bypass function for the main flow.

The housing design allows a quick change of the membrane as all the line connections are arranged in the body of the housing and the threaded cap means no tools are required for access.

Standard housings have NPT ports and include Viton seals. Other seal types are available as an option. BSPT and BSPP port types are also available.

The housings are free from welds and comply with NACE MR-01-75.



## Technical Specifications

Housing Model	SM015.1/16LV	SM015.111
Port Size	1/16" Low Vol. Fitting	1/8" NPT
Drain & Bypass Ports	1/16" Low Vol. Fitting	1/8" NPT
Maximum Pressure, psi	1500	1500
Maximum Temperature, °F (1)	300	300
<b>Materials of Construction (2)</b>		
Head, Bowl & Internals	316L SS	316L SS
Seals (3)	Viton	Viton
Membrane Code (4)	MT.19.□	MT.19.□
<b>Principle Dimensions in inches</b>		
Diameter	1.50	1.50
Height	1.30	1.30
Volume, cc	5	5
Weight, lbs	0.55	0.55
<b>Accessories</b>		
Mounting Bracket	MBSM015	MBSM015

### Notes

- (1) Maximum temperature of 300°F is due to the PTFE membrane
- (2) Material abbreviations, 316L SS = 316L Stainless Steel
- (3) Add suffix for other seal types, PTFE = .T, Chemraz = .C, Nitrile = N, Kalrez = .K, EPDM = .E, Silicone = .S, (e.g. SM015.111.T)
- (4) Replace the □ with the membrane grade required, e.g. MT.19.M2





**Materials** 316L Stainless Steel  
**Pressure** 1500 psi  
**Ports** 1/8" or 1/4"  
**Membrane** MT.33.□

GSM105 membrane housings use a porous PTFE membrane, which is supported by a sintered porous stainless steel disc on the outlet side. Any liquid in the gas sample will flow to the drain port. This port can also be used as a bypass function for the main flow.

The housing design allows a quick change of the membrane and the threaded cap means no tools are required for access.

Standard housings have NPT ports and include Viton seals. Other seal types are available as an option. BSPT and BSPP port types are also available.

The housings are free from welds and comply with NACE MR-01-75.



## Technical Specifications

Housing Model	GSM105.111	GSM105.221
Port Size	1/8" NPT	1/4" NPT
Drain & Bypass Port	1/8" NPT	1/4" NPT
Maximum Pressure, psi	1500	1500
Maximum Temperature, °F (1)	300	300
<b>Materials of Construction (2)</b>		
Head, Bowl & Internals	316L SS	316L SS
Seal (3)	Viton	Viton
Membrane Code (4)	MT.33.□	MT.33.□
<b>Principle Dimensions in inches</b>		
Diameter	2	2
Height	2	2
Volume, cc	3	3
Weight, lbs	1.1	1.1
<b>Accessories</b>		
Mounting Bracket	MBGSM105	MBGSM105

### Notes



- (1) Maximum temperature of 300°F is due to the PTFE membrane
- (2) Material abbreviations, 316L SS = 316L Stainless Steel
- (3) Add suffix for other seal types, PTFE = .T, Chemraz = .C, Nitrile = N, Kalrez = .K, EPDM = .E, Silicone = .S, (e.g. GSM105.111.T)
- (4) Replace the □ with the membrane grade required, e.g. MT.33.M2

**Materials** PTFE  
**Pressure** 100 psi  
**Ports** 1/8" or 1/4"  
**Membrane** MT.33.□

FM101 membrane housings use a porous PTFE membrane, which is supported by a sintered porous PTFE disc on the outlet side. Any liquid in the gas sample will flow to the drain port. This port can also be used as a bypass function for the main flow.

The housing design allows a quick change of the membrane as all the line connections are arranged in the body of the housing and the threaded cap means no tools are required for access.

Standard housings have NPT ports and include Viton seals. Other seal types are available as an option. BSPT and BSPP port types are also available.



## Technical Specifications

Housing Model	FM101.111	FM101.221
Port Size	1/8" NPT	1/4" NPT
Drain & Bypass Ports	1/8" NPT	1/4" NPT
Maximum Pressure, psi	100	100
Maximum Temperature, °F (1)	300	300
<b>Materials of Construction (2)</b>		
Head, Bowl & Internals	PTFE	316L SS
Seals (3)	Viton	Viton
Membrane Code (4)	MT.33.□	MT.33.□
<b>Principle Dimensions in inches</b>		
Diameter	2.50	2.50
Height	1.85	1.85
Volume, cc	10	10
Weight, lbs	0.65	0.65
<b>Accessories</b>		
Mounting Bracket	MBSM106	MBSM106

### Notes

- (1) Maximum temperature of 300°F is due to the PTFE membrane
- (2) Material abbreviations, PTFE = Polytetrafluoroethylene
- (3) Add suffix for other seal types, PTFE = .T, Chemraz = .C, Nitrile = N, Kalrez = .K, EPDM = .E, Silicone = .S, (e.g. FM101.221.T)
- (4) Replace the □ with the membrane grade required, e.g. MT.33.M2


**Materials** 316L Stainless Steel  
**Pressure** 3000 psi  
**Ports** 1/8" or 1/4"  
**Membrane** MT.33.□

SM106 membrane housings use a porous PTFE membrane, which is supported by a sintered porous stainless steel disc on the outlet side. Any liquid in the gas sample will flow to the drain port. This port can also be used as a bypass function for the main flow.

The housing design allows a quick change of the membrane as all the line connections are arranged in the body of the housing and the threaded cap means no tools are required for access.

Standard housings have NPT ports and include Viton seals. Other seal types are available as an option. BSPP and BSPP port types are also available.

The housings are free from welds and comply with NACE MR-01-75.



## Technical Specifications

Housing Model	SM106.111	SM106.111.LB	SM106.221	SM106.221.LB
Port Size	1/8" NPT	1/8" NPT	1/4" NPT	1/4" NPT
Drain & Bypass Ports	1/8" NPT	1/8" NPT	1/4" NPT	1/4" NPT
Maximum Pressure, psi	3000	3000	3000	3000
Maximum Temperature, °F (1)	300	300	300	300
<b>Materials of Construction (2)</b>				
Head, Bowl & Internals	316L SS	316L SS	316L SS	316L SS
Seals (3)	Viton	Viton	Viton	Viton
Membrane Code (4)	MT.33.□	MT.33.□	MT.33.□	MT.33.□
<b>Principle Dimensions in inches</b>				
Diameter	2.50	2.50	2.50	2.50
Height	1.85	1.85	1.85	1.85
Volume, cc	10	10	10	10
Weight, lbs	2.10	2.10	2.10	2.10
<b>Accessories</b>				
Mounting Bracket	MBSM106	MBSM106	MBSM106	MBSM106

### Notes

- (1) Maximum temperature of 300°F is due to the PTFE membrane
- (2) Material abbreviations, 316L SS = 316L Stainless Steel
- (3) Add suffix for other seal types, PTFE = .T, Chemraz = .C, Nitrile = N, Kalrez = .K, EPDM = .E, Silicone = .S, (e.g. SM106.221.T)
- (4) Replace the □ with the membrane grade required, e.g. MT.33.M2


**Materials** 316L Stainless Steel  
**Pressure** 1500 psi  
**Ports** 1/8" or 1/4"  
**Membrane** 2x MT.33.□

The STM105 membrane housings use two porous PTFE membranes, which are supported by sintered porous stainless steel discs on the outlet side. Any liquid in the gas sample will flow to the drain port. This port can also be used as a bypass function for the main flow.

The housing design allows the membranes to be changed without disconnection the port fittings.

Standard housings have NPT ports and include Viton seals. Other seal types are available as an option. BSPT and BSPP port types are also available.

The housings are free from welds and comply with NACE MR-01-75.



## Technical Specifications

Housing Model	STM105.111	STM105.211
Inlet & Bypass Port Size	1/8" NPT	1/4" NPT
Outlet Port	1/8" NPT	1/8" NPT
Maximum Pressure, psi	1500	1500
Maximum Temperature, °F (1)	300	300
<b>Materials of Construction (2)</b>		
Head, Bowl & Internals	316L SS	316L SS
Seals (3)	Viton	Viton
Membrane Code (4)	2x MT.33.□	2x MT.33.□
<b>Principle Dimensions in inches</b>		
Diameter	2.50	2.50
Height	1.85	1.85
Volume, cc	10	10
Weight, lbs	2.10	2.10

### Notes

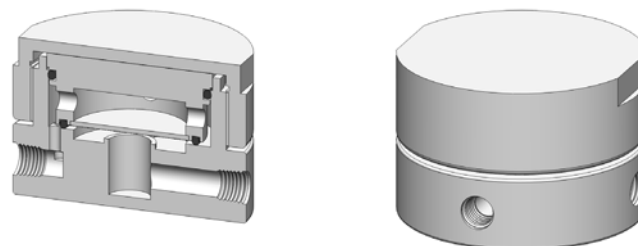
- (1) Maximum temperature of 300°F is due to the PTFE membrane
- (2) Material abbreviations, 316L SS = 316L Stainless Steel
- (3) Add suffix for other seal types, PTFE = .T, Chemraz = .C, Nitrile = N, Kalrez = .K, EPDM = .E, Silicone = .S, (e.g. STM105.111.T)
- (4) Replace the □ with the membrane grade required, e.g. MT.47.M2

<b>Materials</b>	<b>PTFE</b>
<b>Pressure</b>	<b>100 psi</b>
<b>Ports</b>	<b>1/4" or 1/2"</b>
<b>Membrane</b>	<b>MT.61.□</b>

FM201 membrane housings use a porous PTFE membrane, which is supported by a sintered porous PTFE disc on the outlet side. Any liquid in the gas sample will flow to the drain port. This port can also be used as a bypass function for the main flow.

The housing design allows a quick change of the membrane as all the line connections are arranged in the body of the housing and the threaded cap means no tools are required for access.

Standard housings have NPT ports and include Viton seals. Other seal types are available as an option. BSPP and BSPP port types are also available.



## Technical Specifications

Housing Model	FM201.221	FM201.441
Port Size	1/4" NPT	1/2" NPT
Drain & Bypass Ports	1/4" NPT	1/2" NPT
Maximum Pressure, psi	100	100
Maximum Temperature, °F (1)	300	300
<b>Materials of Construction (2)</b>		
Head, Bowl & Internals	316L SS	316L SS
Seals (3)	Viton	Viton
Membrane Code (4)	MT.61.□	MT.61.□
<b>Principle Dimensions in inches</b>		
Diameter	3.95	3.95
Height	2.60	2.60
Volume, cc	25	25
Weight, lbs	2.40	2.40
<b>Accessories</b>		
Mounting Bracket	MBSM206	MBSM206

### Notes

- (1) Maximum temperature of 300°F is due to the PTFE membrane
- (2) Material abbreviations, PTFE = Polytetrafluoroethylene
- (3) Add suffix for other seal types, PTFE = .T, Chemraz = .C, Nitrile = N, Kalrez = .K, EPDM = .E, Silicone = .S, (e.g. FM201.221.T)
- (4) Replace the □ with the membrane grade required, e.g. MT.61.M2


**Materials** 316L Stainless Steel  
**Pressure** 150 psi  
**Ports** 1/4" or 1/2"  
**Membrane** MT.61.□

SM202 membrane housings use a porous PTFE membrane, which is supported by a sintered porous stainless steel disc on the outlet side. Any liquid in the gas sample will flow to the drain port. This port can also be used as a bypass function for the main flow.

The housing design allows a quick change of the membrane as all the line connections are arranged in the body of the housing and the threaded cap means no tools are required for access.

Standard housings have NPT ports and include Viton seals. Other seal types are available as an option. BSPT and BSPP port types are also available.

The housings are free from welds and comply with NACE MR-01-75.



## Technical Specifications

Housing Model	SM202.221	SM202.441
Port Size	1/4" NPT	1/2" NPT
Drain & Bypass Ports	1/4" NPT	1/2" NPT
Maximum Pressure, psi	150	150
Maximum Temperature, °F (1)	300	300
<b>Materials of Construction (2)</b>		
Head, Bowl & Internals	316L SS	316L SS
Seals (3)	Viton	Viton
Membrane Code (4)	MT.61.□	MT.61.□
<b>Principle Dimensions in inches</b>		
Diameter	3.95	3.95
Height	1.90	1.90
Volume, cc	25	25
Weight, lbs	2.55	2.55
<b>Accessories</b>		
Mounting Bracket	MBSM206	MBSM206

### Notes

- (1) Maximum temperature of 300°F is due to the PTFE membrane
- (2) Material abbreviations, 316L SS = 316L Stainless Steel
- (3) Add suffix for other seal types, PTFE = .T, Chemraz = .C, Nitrile = N, Kalrez = .K, EPDM = .E, Silicone = .S, (e.g. SM202.221.T)
- (4) Replace the □ with the membrane grade required, e.g. MT.61.M2


**Materials** 316L Stainless Steel  
**Pressure** 3000 psi  
**Ports** 1/4" or 1/2"  
**Membrane** MT.61.□

SM206 membrane housings use a porous PTFE membrane, which is supported by a sintered porous stainless steel disc on the outlet side. Any liquid in the gas sample will flow to the drain port. This port can also be used as a bypass function for the main flow.

The housing design allows a quick change of the membrane as all the line connections are arranged in the body of the housing and the threaded cap means no tools are required for access.

Standard housings have NPT ports and include Viton seals. Other seal types are available as an option. BSPP and BSPP port types are also available.

The housings are free from welds and comply with NACE MR-01-75.



## Technical Specifications

Housing Model	SM206.221	SM206.221.LB	SM206.441	SM206.441.LB
Port Size	1/4" NPT	1/2" NPT	1/2" NPT	1/2" NPT
Drain & Bypass Ports	1/4" NPT	1/2" NPT	1/2" NPT	1/2" NPT
Maximum Pressure, psi	3000	3000	3000	3000
Maximum Temperature, °F (1)	300	300	300	300
<b>Materials of Construction (2)</b>				
Head, Bowl & Internals	316L SS	316L SS	316L SS	316L SS
Seals (3)	Viton	Viton	Viton	Viton
Membrane Code (4)	MT.61.□	MT.61.□	MT.61.□	MT.61.□
<b>Principle Dimensions in inches</b>				
Diameter	3.95	3.95	3.95	3.95
Height	2.60	2.60	2.60	2.60
Volume, cc	25	25	25	25
Weight, lbs	7.35	7.35	7.35	7.35
<b>Accessories</b>				
Mounting Bracket	MBSM206	MBSM206	MBSM206	MBSM206

### Notes

- (1) Maximum temperature of 300°F is due to the PTFE membrane
- (2) Material abbreviations, 316L SS = 316L Stainless Steel
- (3) Add suffix for other seal types, PTFE = .T, Chemraz = .C, Nitrile = N, Kalrez = .K, EPDM = .E, Silicone = .S, (e.g. SM206.221.T)
- (4) Replace the □ with the membrane grade required, e.g. MT.61.M2




<b>Materials</b>	<b>316L Stainless Steel</b>
<b>Pressure</b>	<b>3000 psi</b>
<b>Ports</b>	<b>1/4" or 1/2"</b>
<b>Membrane</b>	<b>MT.61.□</b>

SMD206 membrane housings use a porous PTFE membrane, which is supported by a sintered porous stainless steel disc on the outlet side. The inlet and drain ports are connect in a straight line for use in fast loop style applications.

The housing design allows a quick change of the membrane as all the line connections are arranged in the body of the housing and the threaded cap means no tools are required for access.

Standard housings have NPT ports and include Viton seals. Other seal types are available as an option. BSPT and BSPP port types are also available.

The housings are free from welds and comply with NACE MR-01-75.



## Technical Specifications

Housing Model	SMD206.221	SMD206.441
Port Size	1/4" NPT	1/2" NPT
Drain & Bypass Ports	1/4" NPT	1/2" NPT
Maximum Pressure, psi	3000	3000
Maximum Temperature, °F (1)	300	300
<b>Materials of Construction (2)</b>		
Head, Bowl & Internals	316L SS	316L SS
Seals (3)	Viton	Viton
Membrane Code (4)	MT.61.□	MT.61.□
<b>Principle Dimensions in inches</b>		
Diameter	3.95	3.95
Height	2.60	2.60
Volume, cc	25	25
Weight, lbs	7.35	7.35
<b>Accessories</b>		
Mounting Bracket	MBSM206	MBSM206

### Notes

(1) Maximum temperature of 300°F is due to the PTFE membrane

(2) Material abbreviations, 316L SS = 316L Stainless Steel

(3) Add suffix for other seal types, PTFE = .T, Chemraz = .C, Nitrile = N, Kalrez = .K, EPDM = .E, Silicone = .S, (e.g. SMD206.221.T)

(4) Replace the □ with the membrane grade required, e.g. MT.61.M2


**Materials** 316L Stainless Steel  
**Pressure** 3000 psi  
**Ports** 1/4" or 1/2"  
**Membrane** MT.61.□

SML206 membrane housings use a porous PTFE membrane, which is supported by a sintered porous stainless steel disc on the outlet side. The housing is designed to separate two fluid phases and a special flow path increases the contact time against the membrane face to increase the flow rate.

The housing design allows a quick change of the membrane as all the line connections are arranged in the body of the housing and the threaded cap means no tools are required for access.

Standard housings have NPT ports and include Viton seals. Other seal types are available as an option. BSPT and BSPP port types are also available.

The housings are free from welds and comply with NACE MR-01-75.



## Technical Specifications

Housing Model	SML206.221	SML206.441
Port Size	1/4" NPT	1/2" NPT
Drain & Bypass Ports	1/4" NPT	1/2" NPT
Maximum Pressure, psi	3000	3000
Maximum Temperature, °F (1)	300	300
<b>Materials of Construction (2)</b>		
Head, Bowl & Internals	316L SS	316L SS
Seals (3)	Viton	Viton
Membrane Code (4)	MT.61.□	MT.61.□
<b>Principle Dimensions in inches</b>		
Diameter	3.95	3.95
Height	2.60	2.60
Volume, cc	25	25
Weight, lbs	7.35	7.35
<b>Accessories</b>		
Mounting Bracket	MBSM206	MBSM206

### Notes

- (1) Maximum temperature of 300°F is due to the PTFE membrane
- (2) Material abbreviations, 316L SS = 316L Stainless Steel
- (3) Add suffix for other seal types, PTFE = .T, Chemraz = .C, Nitrile = N, Kalrez = .K, EPDM = .E, Silicone = .S, (e.g. SML206.221.T)
- (4) Replace the □ with the membrane grade required, e.g. MT.61.M8


**Materials** 316L Stainless Steel  
**Pressure** 500 psi  
**Ports** 1/4" or 1/2"  
**Membrane** MT.89.□

SM304 membrane housings use a porous PTFE membrane, which is supported by a sintered porous stainless steel disc on the outlet side. Any liquid in the gas sample will flow to the drain port. This port can also be used as a bypass function for the main flow.

The housing design allows a quick change of the membrane as all the line connections are arranged in the body of the housing and the threaded cap means no tools are required for access.

Standard housings have NPT ports and include Viton seals. Other seal types are available as an option. BSPT and BSPP port types are also available.

The housings are free from welds and comply with NACE MR-01-75.



## Technical Specifications

Housing Model	SM304.221	SM304.441
Port Size	1/4" NPT	1/2" NPT
Drain & Bypass Ports	1/4" NPT	1/2" NPT
Maximum Pressure, psi	500	500
Maximum Temperature, °F (1)	300	300
<b>Materials of Construction (2)</b>		
Head, Bowl & Internals	316L SS	316L SS
Seals (3)	Viton	Viton
Membrane Code (4)	MT.89.□	MT.89.□
<b>Principle Dimensions in inches</b>		
Diameter	3.95	3.95
Height	2.60	2.60
Volume, cc	25	25
Weight, lbs	7.35	7.35
<b>Accessories</b>		
Mounting Bracket	MBSM206	MBSM206

### Notes

- (1) Maximum temperature of 300°F is due to the PTFE membrane
- (2) Material abbreviations, 316L SS = 316L Stainless Steel
- (3) Add suffix for other seal types, PTFE = .T, Chemraz = .C, Nitrile = N, Kalrez = .K, EPDM = .E, Silicone = .S, (e.g. SM304.221.T)
- (4) Replace the □ with the membrane grade required, e.g. MT.89.M2


**Materials** 316L Stainless Steel  
**Pressure** 500 psi  
**Ports** 1/4" or 1/2"  
**Membrane** 2x MT.89.□

STM304 membrane housings use two porous PTFE membranes, which are supported by sintered porous stainless steel discs on the outlet side. Any liquid in the gas sample will flow to the drain port. This port can also be used as a bypass function for the main flow.

The housing design allows the membranes to be changed without disconnection the port fittings.

Standard housings have NPT ports and include Viton seals. Other seal types are available as an option. BSPT and BSPP port types are also available.

The housings are free from welds and comply with NACE MR-01-75.



## Technical Specifications

Housing Model	STM304.221	STM304.441
Port Size	1/4" NPT	1/2" NPT
Drain & Bypass Ports	1/4" NPT	1/2" NPT
Maximum Pressure, psi	500	500
Maximum Temperature, °F (1)	300	300
<b>Materials of Construction (2)</b>		
Head, Bowl & Internals	316L SS	316L SS
Seals (3)	Viton	Viton
Membrane Code (4)	2x MT.89.□	2x MT.89.□
<b>Principle Dimensions in inches</b>		
Diameter	5.90	5.90
Height	2.90	2.90
Volume, cc	50	50
Weight, lbs	16.50	16.50
<b>Accessories</b>		
Mounting Bracket	MBSM206	MBSM206

### Notes

- (1) Maximum temperature of 300°F is due to the PTFE membrane
- (2) Material abbreviations, 316L SS = 316L Stainless Steel
- (3) Add suffix for other seal types, PTFE = .T, Chemraz = .C, Nitrile = N, Kalrez = .K, EPDM = .E, Silicone = .S, (e.g. STM304.221.T)
- (4) Replace the □ with the membrane grade required, e.g. MT.89.M2


**Materials** 316L Stainless Steel  
**Pressure** 500 psi  
**Ports** 1/4" or 1/2"  
**Membrane** MT.89.□

SML304 membrane housings use a porous PTFE membrane, which is supported by a sintered porous stainless steel disc on the outlet side. The housing is designed to separate two fluid phases and a special flow path increases the contact time against the membrane face to increase the flow rate.

The housing design allows a quick change of the membrane as all the line connections are arranged in the body of the housing and the threaded cap means no tools are required for access.

Standard housings have NPT ports and include Viton seals. Other seal types are available as an option. BSPT and BSPP port types are also available.

The housings are free from welds and comply with NACE MR-01-75.



## Technical Specifications

Housing Model	SML304.221	SML304.441
Port Size	1/4" NPT	1/2" NPT
Drain & Bypass Ports	1/4" NPT	1/2" NPT
Maximum Pressure, psi	500	500
Maximum Temperature, °F (1)	300	300
<b>Materials of Construction (2)</b>		
Head, Bowl & Internals	316L SS	316L SS
Seals (3)	Viton	Viton
Membrane Code (4)	MT.89.□	MT.89.□
<b>Principle Dimensions in inches</b>		
Diameter	4.70	4.70
Height	1.85	2.60
Volume, cc	35	35
Weight, lbs	5.15	6.95
<b>Accessories</b>		
Mounting Bracket	MBSM304	MBSM304

### Notes

- (1) Maximum temperature of 300°F is due to the PTFE membrane
- (2) Material abbreviations, 316L SS = 316L Stainless Steel
- (3) Add suffix for other seal types, PTFE = .T, Chemraz = .C, Nitrile = N, Kalrez = .K, EPDM = .E, Silicone = .S, (e.g. SML304.221.T)
- (4) Replace the □ with the membrane grade required, e.g. MT.89.M8


**Materials** 316L Stainless Steel  
**Pressure** 500 psi  
**Ports** 1/4" or 1/2"  
**Membrane** 2x MT.89.□

STML304 membrane housings use two porous PTFE membranes, which are supported by sintered porous stainless steel discs on the outlet side. The housing is designed to separate two liquid phases and a special flow path increases the contact time against the membrane face to increase the flow rate.

The housing design allows the membranes to be changed without disconnection the port fittings.

Standard housings have NPT ports and include Viton seals. Other seal types are available as an option. BSPT and BSPP port types are also available.

The housings are free from welds and comply with NACE MR-01-75.



## Technical Specifications

Housing Model	STML304.221	STML304.441
Port Size	1/4" NPT	1/2" NPT
Drain & Bypass Ports	1/4" NPT	1/2" NPT
Maximum Pressure, psi	500	500
Maximum Temperature, °F (1)	300	300
<b>Materials of Construction (2)</b>		
Head, Bowl & Internals	316L SS	316L SS
Seals (3)	Viton	Viton
Membrane Code (4)	2x MT.89.□	2x MT.89.□
<b>Principle Dimensions in inches</b>		
Diameter	5.90	5.90
Height	3.30	3.30
Volume, cc	45	45
Weight, lbs	20.00	20.00
<b>Accessories</b>		
Mounting Bracket	MBSM304	MBSM304

### Notes

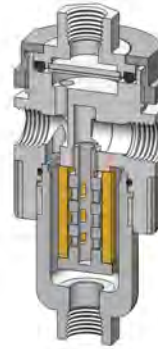
- (1) Maximum temperature of 300°F is due to the PTFE membrane
- (2) Material abbreviations, 316L SS = 316L Stainless Steel
- (3) Add suffix for other seal types, PTFE = .T, Chemraz = .C, Nitrile = N, Kalrez = .K, EPDM = .E, Silicone = .S, (e.g. SML304.221.T)
- (4) Replace the □ with the membrane grade required, e.g. MT.89.M8

<b>Materials</b>	<b>PTFE</b>
<b>Pressure</b>	<b>100 psi</b>
<b>Ports</b>	<b>1/8" or 1/4"</b>
<b>Element</b>	<b>12.32.□</b>
<b>Membrane</b>	<b>MT.33.□</b>

FM111 combination housings have a coalescing filter element and a PTFE membrane in a single unit.

The porous PTFE membrane is supported by a sintered porous PTFE disc on the outlet side. The wet sample gas enters the inlet port and then through the coalescing element to remove the bulk of the liquid and solid particles and then to the membrane. Any liquid in the gas sample will flow to the drain port. This port can also be used as a bypass function for the main flow.

Standard housings have NPT ports and include Viton seals. Other seal types are available as an option. BSPT and BSPP port types are also available.



## Technical Specifications

Housing Model	FM111.111	FM111.221
Port Size	1/8" NPT	1/4" NPT
Drain & Bypass Ports	1/8" NPT	1/4" NPT
Maximum Pressure, psi	100	100
Maximum Temperature, °F (1)	300	300
<b>Materials of Construction (2)</b>		
Head, Bowl & Internals	PTFE	PTFE
Seals (3)	Viton	Viton
Filter Element Code (4)	12.32.□	12.32.□
Membrane Code (5)	MT.33.□	MT.33.□
<b>Principle Dimensions in inches</b>		
Diameter	1.95	1.95
Height	4.35	4.35
Volume, cc	35	35
Weight, lbs	2.00	2.00
<b>Accessories</b>		
Mounting Bracket	MBSM115	MBSM115

### Notes

- (1) Maximum temperature 300°F using standard seal
- (2) Material abbreviations, PTFE = Polytetrafluoroethylene
- (3) Add suffix for other seal types, PTFE = .T, Chemraz = .C, Nitrile = N, Kalrez = .K, EPDM = .E, Silicone = .S, (e.g. SM115.221.T)
- (4) Replace the □ with the element grade required, e.g. 12.32.5CK
- (5) Replace the □ with the membrane grade required, e.g. MT.33.M2




<b>Materials</b>	<b>316L Stainless Steel</b>
<b>Pressure</b>	<b>2000 psi</b>
<b>Ports</b>	<b>1/8" or 1/4"</b>
<b>Element</b>	<b>12.32.□</b>
<b>Membrane</b>	<b>MT.33.□</b>

SM115 combination housings have a coalescing filter element and a PTFE membrane in a single unit.

The porous PTFE membrane is supported by a sintered porous stainless steel disc on the outlet side. The wet sample gas enters the inlet port and then through the coalescing element to remove the bulk of the liquid and solid particles and then to the membrane. Any liquid in the gas sample will flow to the drain port. This port can also be used as a bypass function for the main flow.

Standard housings have NPT ports and include Viton seals. Other seal types are available as an option. BSPT and BSPP port types are also available.

The housings are free from welds and comply with NACE MR-01-75.



## Technical Specifications

Housing Model	SM115.111	SM115.221
Port Size	1/8" NPT	1/4" NPT
Drain & Bypass Ports	1/8" NPT	1/4" NPT
Maximum Pressure, psi	2000	2000
Maximum Temperature, °F (1)	300	300
<b>Materials of Construction (2)</b>		
Head, Bowl & Internals	316L SS	316L SS
Seals (3)	Viton	Viton
Filter Element Code (4)	12.32.□	12.32.□
Membrane Code (5)	MT.33.□	MT.33.□
<b>Principle Dimensions in inches</b>		
Diameter	1.95	1.95
Height	4.35	4.35
Volume, cc	35	35
Weight, lbs	2.00	2.00
<b>Accessories</b>		
Mounting Bracket	MBSM115	MBSM115

### Notes

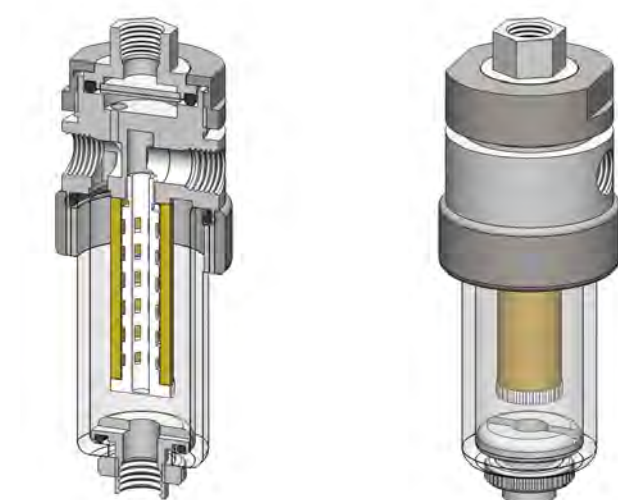
- (1) Maximum temperature 300°F using standard seal
- (2) Material abbreviations, 316L SS = 316L Stainless Steel
- (3) Add suffix for other seal types, PTFE = .T, Chemraz = .C, Nitrile = N, Kalrez = .K, EPDM = .E, Silicone = .S, (e.g. SM115.221.T)
- (4) Replace the □ with the element grade required, e.g. 12.32.5CK
- (5) Replace the □ with the membrane grade required, e.g. MT.33.M2

<b>Materials</b>	<b>PTFE &amp; Pyrex Glass</b>
<b>Pressure</b>	<b>100 psi</b>
<b>Ports</b>	<b>1/8" or 1/4"</b>
<b>Element</b>	<b>12.57.□</b>
<b>Membrane</b>	<b>MT.33.□</b>

FGM121 combination housings have a coalescing filter element and a PTFE membrane in a single unit.

The porous PTFE membrane is supported by a sintered porous PTFE disc on the outlet side. The wet sample gas enters the inlet port and then through the coalescing element to remove the bulk of the liquid and solid particles and then to the membrane. Any liquid in the gas sample will flow to the drain port. This port can also be used as a bypass function for the main flow.

Standard housings have NPT ports and include Viton seals. Other seal types are available as an option. BSPT and BSPP port types are also available.



## Technical Specifications

Housing Model	FGM121.111	FGM121.221
Port Size	1/8" NPT	1/4" NPT
Drain & Bypass Ports	1/8" NPT	1/4" NPT
Maximum Pressure, psi	100	100
Maximum Temperature, °F (1)	210	210
<b>Materials of Construction (2)</b>		
Head, & Internals	PTFE	PTFE
Bowl	Pyrex	Pyrex
Seals (3)	Viton	Viton
Filter Element Code (4)	12.57.□	12.57.□
Membrane Code (5)	MT.33.□	MT.33.□
<b>Principle Dimensions in inches</b>		
Diameter	1.95	1.95
Height	5.70	5.70
Volume, cc	45	45
Weight, lbs	1.30	1.30
<b>Accessories</b>		
Mounting Bracket	MBSM115	MBSM115

### Notes

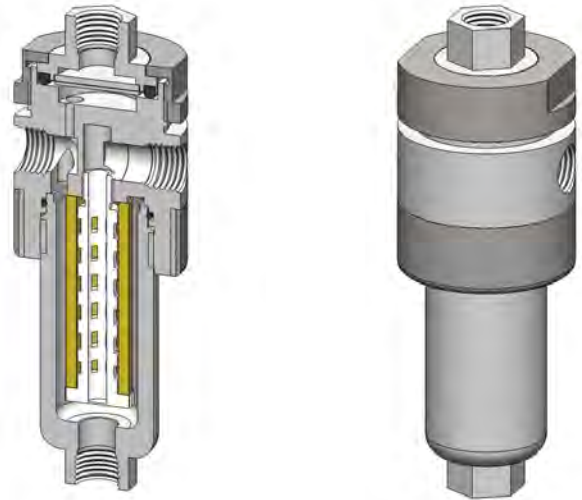
- (1) Maximum temperature of 210°F is due to the Pyrex bowl
- (2) Material abbreviations, PTFE = Polytetrafluoroethylene
- (3) Add suffix for other seal types, PTFE = .T, Chemraz = .C, Nitrile = N, Kalrez = .K, EPDM = .E, Silicone = .S, (e.g. FGM.221.T)
- (4) Replace the □ with the element grade required, e.g. 12.57.5CK
- (5) Replace the □ with the membrane grade required, e.g. MT.33.M2

<b>Materials</b>	<b>PTFE</b>
<b>Pressure</b>	<b>100 psi</b>
<b>Ports</b>	<b>1/8" or 1/4"</b>
<b>Element</b>	<b>12.57.□</b>
<b>Membrane</b>	<b>MT.33.□</b>

FM121 combination housings have a coalescing filter element and a PTFE membrane in a single unit.

The porous PTFE membrane is supported by a sintered porous PTFE disc on the outlet side. The wet sample gas enters the inlet port and then through the coalescing element to remove the bulk of the liquid and solid particles and then to the membrane. Any liquid in the gas sample will flow to the drain port. This port can also be used as a bypass function for the main flow.

Standard housings have NPT ports and include Viton seals. Other seal types are available as an option. BSPT and BSPP port types are also available.



## Technical Specifications

Housing Model	FM121.111	FM121.221
Port Size	1/8" NPT	1/4" NPT
Drain & Bypass Ports	1/8" NPT	1/4" NPT
Maximum Pressure, psi	100	100
Maximum Temperature, °F (1)	300	300
<b>Materials of Construction (2)</b>		
Head, Bowl & Internals	PTFE	PTFE
Seals (3)	Viton	Viton
Filter Element Code (4)	12.57.□	12.57.□
Membrane Code (5)	MT.33.□	MT.33.□
<b>Principle Dimensions in inches</b>		
Diameter	1.95	1.95
Height	5.30	5.30
Volume, cc	45	45
Weight, lbs	1.20	1.20
<b>Accessories</b>		
Mounting Bracket	MBSM115	MBSM115

### Notes

- (1) Maximum temperature of 300°F is due to the PTFE membrane
- (2) Material abbreviations, 316L SS = 316L Stainless Steel
- (3) Add suffix for other seal types, PTFE = .T, Chemraz = .C, Nitrile = N, Kalrez = .K, EPDM = .E, Silicone = .S, (e.g. FM121.221.T)
- (4) Replace the □ with the element grade required, e.g. 12.57.5CK
- (5) Replace the □ with the membrane grade required, e.g. MT.33.M2


<b>Materials</b>	<b>316L Stainless Steel</b>
<b>Pressure</b>	<b>2000 psi</b>
<b>Ports</b>	<b>1/8" or 1/4"</b>
<b>Element</b>	<b>12.57.□</b>
<b>Membrane</b>	<b>MT.33.□</b>

SM125 combination housings have a coalescing filter element and a PTFE membrane in a single unit.

The porous PTFE membrane is supported by a sintered porous stainless steel disc on the outlet side. The wet sample gas enters the inlet port and then through the coalescing element to remove the bulk of the liquid and solid particles and then to the membrane. Any liquid in the gas sample will flow to the drain port. This port can also be used as a bypass function for the main flow.

Standard housings have NPT ports and include Viton seals. Other seal types are available as an option. BSPT and BSPP port types are also available.

The housings are free from welds and comply with NACE MR-01-75.



## Technical Specifications

Housing Model	SM125.111	SM125.221
Port Size	1/8" NPT	1/4" NPT
Drain & Bypass Ports	1/8" NPT	1/4" NPT
Maximum Pressure, psi	2000	2000
Maximum Temperature, °F (1)	300	300
<b>Materials of Construction (2)</b>		
Head, Bowl & Internals	316L SS	316L SS
Seals (3)	Viton	Viton
Filter Element Code (4)	12.57.□	12.57.□
Membrane Code (5)	MT.33.□	MT.33.□
<b>Principle Dimensions in inches</b>		
Diameter	1.95	1.95
Height	5.30	5.30
Volume, cc	45	45
Weight, lbs	2.20	2.20
<b>Accessories</b>		
Mounting Bracket	MBSM115	MBSM115

### Notes

- (1) Maximum temperature of 300°F is due to the PTFE membrane
- (2) Material abbreviations, 316L SS = 316L Stainless Steel
- (3) Add suffix for other seal types, PTFE = .T, Chemraz = .C, Nitrile = N, Kalrez = .K, EPDM = .E, Silicone = .S, (e.g. SM125.221.T)
- (4) Replace the □ with the element grade required, e.g. 12.57.5CK
- (5) Replace the □ with the membrane grade required, e.g. MT.33.M2


<b>Materials</b>	<b>316L Stainless Steel</b>
<b>Pressure</b>	<b>1500 psi</b>
<b>Ports</b>	<b>1/4" or 1/2"</b>
<b>Element</b>	<b>25.64.□</b>
<b>Membrane</b>	<b>MT.61.□</b>

SM215 combination housings have a coalescing filter element and a PTFE membrane in a single unit.

The porous PTFE membrane is supported by a sintered porous stainless steel disc on the outlet side. The wet sample gas enters the inlet port and then through the coalescing element to remove the bulk of the liquid and solid particles and then to the membrane. Any liquid in the gas sample will flow to the drain port. This port can also be used as a bypass function for the main flow.

Standard housings have NPT ports and include Viton seals. Other seal types are available as an option. BSPT and BSPP port types are also available.

The housings are free from welds and comply with NACE MR-01-75.



## Technical Specifications

Housing Model	SM215.221	SM215.421
Port Size	1/4" NPT	1/2" NPT
Drain & Bypass Ports	1/4" NPT	1/4" NPT
Maximum Pressure, psi	1500	1500
Maximum Temperature, °F (1)	300	300
<b>Materials of Construction (2)</b>		
Head, Bowl & Internals	316L SS	316L SS
Seals (3)	Viton	Viton
Filter Element Code (4)	25.64.□	25.64.□
Membrane Code (5)	MT.61.□	MT.61.□
<b>Principle Dimensions in inches</b>		
Diameter	2.95	2.95
Height	6.65	6.65
Volume, cc	135	135
Weight, lbs	6.15	6.15
<b>Accessories</b>		
Mounting Bracket	MBSM215	MBSM215

### Notes

- (1) Maximum temperature of 300°F is due to the PTFE membrane
- (2) Material abbreviations, 316L SS = 316L Stainless Steel
- (3) Add suffix for other seal types, PTFE = .T, Chemraz = .C, Nitrile = N, Kalrez = .K, EPDM = .E, Silicone = .S, (e.g. SM215.221.T)
- (4) Replace the □ with the element grade required, e.g. 25.64.5CK
- (5) Replace the □ with the membrane grade required, e.g. MT.61.M2

<b>Materials</b>	<b>316L Stainless Steel</b>
<b>Pressure</b>	<b>1500 psi</b>
<b>Ports</b>	<b>1/4" or 1/2"</b>
<b>Element</b>	<b>25.178.□</b>
<b>Membrane</b>	<b>MT.61.□</b>

SM235 combination housings have a coalescing filter element and a PTFE membrane in a single unit.

The porous PTFE membrane is supported by a sintered porous stainless steel disc on the outlet side. The wet sample gas enters the inlet port and then through the coalescing element to remove the bulk of the liquid and solid particles and then to the membrane. Any liquid in the gas sample will flow to the drain port. This port can also be used as a bypass function for the main flow.

Standard housings have NPT ports and include Viton seals. Other seal types are available as an option. BSPT and BSPP port types are also available.

The housings are free from welds and comply with NACE MR-01-75.



## Technical Specifications

Housing Model	SM235.221	SM235.421
Port Size	1/4" NPT	1/2" NPT
Drain & Bypass Ports	1/4" NPT	1/4" NPT
Maximum Pressure, psi	1500	1500
Maximum Temperature, °F (1)	300	300
<b>Materials of Construction (2)</b>		
Head, Bowl & Internals	316L SS	316L SS
Seals (3)	Viton	Viton
Filter Element Code (4)	25.178.□	25.178.□
Membrane Code (5)	MT.61.□	MT.61.□
<b>Principle Dimensions in inches</b>		
Diameter	2.95	2.95
Height	11.10	11.10
Volume, cc	135	135
Weight, lbs	7.35	7.35
<b>Accessories</b>		
Mounting Bracket	MBSM215	MBSM215

### Notes

- (1) Maximum temperature of 300°F is due to the PTFE membrane
- (2) Material abbreviations, 316L SS = 316L Stainless Steel
- (3) Add suffix for other seal types, PTFE = .T, Chemraz = .C, Nitrile = N, Kalrez = .K, EPDM = .E, Silicone = .S, (e.g. SM235.221.T)
- (4) Replace the □ with the element grade required, e.g. 25.178.5CK
- (5) Replace the □ with the membrane grade required, e.g. MT.61.M2


<b>Materials</b>	<b>316L Stainless Steel</b>
<b>Pressure</b>	<b>3000 psi</b>
<b>Ports</b>	<b>1/8" or 1/4"</b>
<b>Filter Disc</b>	<b>2x FD.33.□</b>

The STW106 series uses two stainless steel filter discs in one housing. A 'cyclone' effect is created as the sample enters the housing and proportion of it passes through the filters to the sample outlet port and the rest of the sample passes to the bypass port.

The housing design allows the filter discs to be changed without disconnection the port fittings.

Standard housings have NPT ports and include Viton seals. Other seal types are available as an option. BSPT and BSPP port types are also available.

The housings are free from welds and comply with NACE MR-01-75.



## Technical Specifications

Housing Model	STW106.111	STW106.211
Port Size	1/8" NPT	1/4" NPT
Drain & Bypass Port	1/8" NPT	1/8" NPT
Maximum Pressure, psi (1)	3000	3000
Maximum Temperature, °F (2)	390	390
<b>Materials of Construction (3)</b>		
Head, Bowl & Internals	316L SS	316L SS
Seals (4)	Viton	Viton
Filter Disc (5)	2x FD.33.□	2x FD.33.□
<b>Principle Dimensions in inches</b>		
Diameter	2.50	2.50
Height	1.83	1.83
Volume, cc	20	20
Weight, lbs	2.10	2.10
<b>Accessories</b>		
Mounting Bracket		

### Notes

- (1) Above 390°F the pressure rating is reduced, consult us the exact rating at any specific temperature
- (2) Maximum temperature 390°F using standard seal
- (3) Material abbreviations, 316L SS = 316L Stainless Steel
- (4) Add suffix for other seal types, Chemraz = .C, Nitrile = .N, Kalrez = .K, EPDM = .E, Silicone = .S, (e.g. STW106.221.E)
- (5) Replace the □ with the filter disc grade required, e.g. FD.33.S20V



# SW205

## 'Cyclone' Disc Filter Housing

<b>Materials</b>	<b>316L Stainless Steel</b>
<b>Pressure</b>	<b>1500 psi</b>
<b>Ports</b>	<b>1/4 or 1/2"</b>
<b>Filter Disc</b>	<b>FD.64.□</b>

SW205 housings are designed to remove particulates from liquid samples. The inlet port is angled to create a 'cyclone' effect against a flat stainless steel filter disc. The sample passes through the filter to the outlet and the rest of the sample passes to the bypass port.

The housing design allows a quick change of the filter disc as all the line connections are arranged in the body of the housing and the threaded cap means no tools are required for access.

Standard housings have NPT ports and include Viton seals. Other seals types are available as an option. BSPT and BSPP port types are also available.

The housings are free from welds and comply with NACE MR-01-75.



## Technical Specifications

### Housing Model

### SW205.221

### SW205.441

Port Size	1/4" NPT	1/2" NPT
Drain & Bypass Port	1/4" NPT	1/2" NPT
Maximum Pressure, psi (1)	1500	1500
Maximum Temperature, °F (2)	390	390

### Materials of Construction (3)

Head, Bowl & Internals	316L SS	316L SS
Seals (4)	Viton	Viton
Filter Disc (5)	FD.64.□	FD.64.□

### Principle Dimensions in inches

Diameter	100	100
Height	53.5	53.5
Volume, cc	35	35
Weight, lbs	2.3	2.3

### Accessories

Mounting Bracket	MBSM206	MBSM206
------------------	---------	---------

### Notes

- (1) Above 390°F the pressure rating is reduced, consult us the exact rating at any specific temperature
- (2) Maximum temperature 390°F using standard seal. For temperatures up to 615°F use a Chemraz seal
- (3) Material abbreviations, 316L SS = 316L Stainless Steel
- (4) Add suffix for other seal types, PTFE = .T, Chemraz = .C, Nitrile = N, Kalrez = .K, EPDM = .E, Silicone = .S, (e.g. SW205.221.T)
- (5) Replace the □ with the filter disc grade required, e.g. FD.64.S20V

<b>Materials</b>	<b>Aluminum &amp; Polyamide</b>
<b>Pressure</b>	<b>150 psi</b>
<b>Ports</b>	<b>1/8" or 1/4"</b>
<b>Element</b>	<b>12.32.□</b>

AN112 series filter housings have an anodised aluminum head with polyamide bowl and internals.

They are supplied with 1/8" or 1/4" ports and have a range of drain options. These housings are suitable for compressed air systems and general filtration applications.

Standard housings have NPT ports and Viton seals. Other seal types are available as an option. BSPT and BSPP port types are also available.



## Technical Specifications

Housing Model	AN112.101	AN112.111	AN112.161	AN112.201	AN112.211	AN112.261
Port Size	1/8" NPT	1/8" NPT	1/8" NPT	1/4" NPT	1/4" NPT	1/4" NPT
Drain	None	1/8" NPT	Manual	None	1/8" NPT	Manual
Maximum Pressure, psi	150	150	150	150	150	150
Maximum Temperature, °F	120	120	120	120	120	120
<b>Materials of Construction (1)</b>						
Head	AL	AL	AL	AL	AL	AL
Bowl & Internals	PA	PA	PA	PA	PA	PA
Seals (2)	Viton	Viton	Viton	Viton	Viton	Viton
Filter Element Code (3)	12.32.□	12.32.□	12.32.□	12.32.□	12.32.□	12.32.□
Adsorber Cartridge Code (4)	12.32.AT□	12.32.AT□	12.32.AT□	12.32.AT□	12.32.AT□	12.32.AT□
<b>Principle Dimensions in inches</b>						
Diameter	1.55	1.55	1.55	1.55	1.55	1.55
Height	3.70	3.70	4.25	3.70	3.70	4.25
Volume, cc	25	25	25	25	25	25
Weight, lbs	0.2	0.2	0.2	0.2	0.2	0.2
<b>Accessories</b>						
Mounting Bracket	MBSS11	MBSS11	MBSS11	MBSS11	MBSS11	MBSS11

### Notes

(1) Material abbreviations, AL = Aluminum, PA = Polyamide

(2) Add suffix for other seal types, Chemraz = .C, Nitrile = .N, Kalrez = .K, EPDM = .E, Silicone = .S, (e.g. AN112.201.E)

(3) Replace the □ with the grade required, e.g. 12.32.5CK, 12.32.S20V, 12.32.T20

(4) Replace the □ with the type required, e.g. 12.32.AT01

**Materials** Aluminum  
**Pressure** 250 psi  
**Ports** 1/8" or 1/4"  
**Element** 12.32.□

AA113 series filter housings have an anodised aluminum head and bowl with polyamide internals.

They are supplied with 1/8" or 1/4" ports and have a range of drain options. These housings are suitable for compressed air systems and general filtration applications.

Standard housings have NPT ports and Viton seals. Other seal types are available as an option. BSPT and BSPP port types are also available.



## Technical Specifications

Housing Model	AA113.101	AA113.111	AA113.161	AA113.201	AA113.211	AA113.261
Port Size	1/8" NPT	1/8" NPT	1/8" NPT	1/4" NPT	1/4" NPT	1/4" NPT
Drain	None	1/8" NPT	Manual	None	1/8" NPT	Manual
Maximum Pressure, psi	250	250	250	250	250	250
Maximum Temperature, °F	250	250	250	250	250	250
<b>Materials of Construction (1)</b>						
Head & Bowl	AL	AL	AL	AL	AL	AL
Internals	PA	PA	PA	PA	PA	PA
Seals (2)	Viton	Viton	Viton	Viton	Viton	Viton
Filter Element Code (3)	12.32.□	12.32.□	12.32.□	12.32.□	12.32.□	12.32.□
Adsorber Cartridge Code (4)	12.32.AT□	12.32.AT□	12.32.AT□	12.32.AT□	12.32.AT□	12.32.AT□
<b>Principle Dimensions in inches</b>						
Diameter	1.55	1.55	1.55	1.55	1.55	1.55
Height	3.75	3.75	4.35	3.75	3.75	4.35
Volume, cc	35	35	35	35	35	35
Weight, lbs	0.35	0.35	0.35	0.35	0.35	0.35
<b>Accessories</b>						
Mounting Bracket	MBSS11	MBSS11	MBSS11	MBSS11	MBSS11	MBSS11

### Notes

(1) Material abbreviations, AL = Aluminum, PA = Polyamide

(2) Add suffix for other seal types, Chemraz = .C, Nitrile = .N, Kalrez = .K, EPDM = .E, Silicone = .S, (e.g. AA113.201.E)

(3) Replace the □ with the grade required, e.g. 12.32.5CK, 12.32.S20V, 12.32.T20

(4) Replace the □ with the type required, e.g. 12.32.AT01

<b>Materials</b>	<b>Aluminum &amp; Polyamide</b>
<b>Pressure</b>	<b>150 psi</b>
<b>Ports</b>	<b>1/8" or 1/4"</b>
<b>Element</b>	<b>12.57.□</b>

AN122 series filter housings have an anodised Aluminum head with polyamide bowl and internals.

They are supplied with 1/8" or 1/4" ports and have a range of drain options. These housings are suitable for compressed air systems and general filtration applications.

Standard housings have NPT ports and Viton seals. Other seal types are available as an option. BSPT and BSPP port types are also available.



## Technical Specifications

Housing Model	AN122.101	AN122.111	AN122.161	AN122.201	AN122.211	AN122.261
Port Size	1/8" NPT	1/8" NPT	1/8" NPT	1/4" NPT	1/4" NPT	1/4" NPT
Drain	None	1/8" NPT	Manual	None	1/8" NPT	Manual
Maximum Pressure, psi	150	150	150	150	150	150
Maximum Temperature, °F	120	120	120	120	120	120
<b>Materials of Construction (1)</b>						
Head	AL	AL	AL	AL	AL	AL
Bowl & Internals	PA	PA	PA	PA	PA	PA
Seals (2)	Viton	Viton	Viton	Viton	Viton	Viton
Filter Element Code (3)	12.57.□	12.57.□	12.57.□	12.57.□	12.57.□	12.57.□
Adsorber Cartridge Code (4)	12.57.AT□	12.57.AT□	12.57.AT□	12.57.AT□	12.57.AT□	12.57.AT□
<b>Principle Dimensions in inches</b>						
Diameter	1.55	1.55	1.55	1.55	1.55	1.55
Height	4.35	4.35	4.90	4.35	4.35	4.90
Volume, cc	25	25	25	25	25	25
Weight, lbs	0.20	0.20	0.20	0.20	0.20	0.20
<b>Accessories</b>						
Mounting Bracket	MBSS11	MBSS11	MBSS11	MBSS11	MBSS11	MBSS11

### Notes

(1) Material abbreviations, AL = Aluminum, PA = Polyamide

(2) Add suffix for other seal types, Chemraz = .C, Nitrile = N, Kalrez = .K, EPDM = .E, Silicone = .S, (e.g. AN122.201.E)

(3) Replace the □ with the grade required, e.g. 12.57.5CK, 12.57.S20V, 12.57.T20

(4) Replace the □ with the type required, e.g. 12.57.AT01

**Materials** Aluminum  
**Pressure** 250 psi  
**Ports** 1/8" or 1/4"  
**Element** 12.57.□

AA123 series filter housings have an anodised aluminum head and bowl with polyamide internals.

They are supplied with 1/8" or 1/4" ports and have a range of drain options. These housings are suitable for compressed air systems and general filtration applications.

Standard housings have NPT ports and Viton seals. Other seal types are available as an option. BSPT and BSPP port types are also available.



## Technical Specifications

Housing Model	AA123.101	AA123.111	AA123.161	AA123.201	AA123.211	AA123.261
Port Size	1/8" NPT	1/8" NPT	1/8" NPT	1/4" NPT	1/4" NPT	1/4" NPT
Drain	None	1/8" NPT	Manual	None	1/8" NPT	Manual
Maximum Pressure, psi	250	250	250	250	250	250
Maximum Temperature, °F	250	250	250	250	250	250
<b>Materials of Construction (1)</b>						
Head & Bowl	AL	AL	AL	AL	AL	AL
Internals	PA	PA	PA	PA	PA	PA
Seals (2)	Viton	Viton	Viton	Viton	Viton	Viton
Filter Element Code (3)	12.57.□	12.57.□	12.57.□	12.57.□	12.57.□	12.57.□
Adsorber Cartridge Code (4)	12.57.AT□	12.57.AT□	12.57.AT□	12.57.AT□	12.57.AT□	12.57.AT□
<b>Principle Dimensions in inches</b>						
Diameter	1.55	1.55	1.55	1.55	1.55	1.55
Height	4.40	4.40	5.00	4.40	4.40	5.00
Volume, cc	45	45	45	45	45	45
Weight, lbs	0.35	0.35	0.35	0.35	0.35	0.35
<b>Accessories</b>						
Mounting Bracket	MBSS11	MBSS11	MBSS11	MBSS11	MBSS11	MBSS11

### Notes

(1) Material abbreviations, AL = Aluminum, PA = Polyamide

(2) Add suffix for other seal types, Chemraz = .C, Nitrile = .N, Kalrez = .K, EPDM = .E, Silicone = .S, (e.g. AA123.201.E)

(3) Replace the □ with the grade required, e.g. 12.57.5CK, 12.57.S20V, 12.57.T20

(4) Replace the □ with the type required, e.g. 12.57.AT01

<b>Materials</b>	<b>Aluminum &amp; Polyamide</b>
<b>Pressure</b>	<b>150 psi</b>
<b>Ports</b>	<b>1/4" or 1/2"</b>
<b>Element</b>	<b>25.64.□</b>

AN212 series filter housings have an anodised aluminum head with polyamide bowl and internals.

They are supplied with 1/4" or 1/2" ports and have a range of drain options included an automatic version. These housings are suitable for compressed air systems and general filtration applications.

Standard housings have NPT ports and Viton seals. Other seal types are available as an option. BSPT and BSPP port types are also available.



## Technical Specifications

Housing Model	AN212.201	AN212.221	AN212.261	AN212.271	AN212.401	AN212.421	AN212.461	AN212.471
Port Size	1/4" NPT	1/4" NPT	1/4" NPT	1/4" NPT	1/2" NPT	1/2" NPT	1/2" NPT	1/2" NPT
Drain	None	1/4" NPT	Manual	Automatic	None	1/4" NPT	Manual	Automatic
Maximum Pressure, psi	150	150	150	150	150	150	150	150
Maximum Temperature, °F	120	120	120	120	120	120	120	120
<b>Materials of Construction (1)</b>								
Head	AL	AL	AL	AL	AL	AL	AL	AL
Bowl & Internals	PA	PA	PA	PA	PA	PA	PA	PA
Seals (2)	Viton	Viton	Viton	Viton	Viton	Viton	Viton	Viton
Filter Element Code (3)	25.64.□	25.64.□	25.64.□	25.64.□	25.64.□	25.64.□	25.64.□	25.64.□
Adsorber Cartridge Code (4)	25.64.AT□	25.64.AT□	25.64.AT□	-	25.64.AT□	25.64.AT□	25.64.AT□	-
<b>Principle Dimensions in inches</b>								
Diameter	2.45	2.45	2.45	2.45	2.45	2.45	2.45	2.45
Height	6.25	6.25	6.75	6.75	6.25	6.25	6.75	6.75
Volume, cc	140	140	140	140	140	140	140	140
Weight, lbs	0.65	0.65	0.65	0.65	0.65	0.65	0.65	0.65
<b>Accessories</b>								
Mounting Bracket	MBSS21	MBSS21	MBSS21	MBSS21	MBSS21	MBSS21	MBSS21	MBSS21

### Notes

(1) Material abbreviations, AL = Aluminum, PA = Polyamide

(2) Add suffix for other seal types, Chemraz = .C, Nitrile = .N, Kalrez = .K, EPDM = .E, Silicone = .S, (e.g. AN212.201.E)

(3) Replace the □ with the grade required, e.g. 25.64.5CK, 25.64.S20V, 25.64.T20


(4) Replace the □ with the type required, e.g. 25.64.AT01. Adsorber cartridges are not suitable for housings with automatic drains

<b>Materials</b>	<b>Aluminum &amp; Polyamide</b>
<b>Pressure</b>	<b>150 psi</b>
<b>Ports</b>	<b>1/4" or 1/2"</b>
<b>Element</b>	<b>25.64.□</b>

AiN212 series filter housings with differential pressure indicators have an anodised aluminum head with polyamide bowl and internals.

They are supplied with 1/4" or 1/2" ports and have a range of drain options included an automatic version. These housings are suitable for compressed air systems and general filtration applications.

Standard housings have NPT ports and Viton seals. Other seal types are available as an option. BSPT and BSPP port types are also available.



## Technical Specifications

Housing Model	AiN212.201	AiN212.221	AiN212.261	AiN212.271	AiN212.401	AiN212.421	AiN212.461	AiN212.471
Port Size	1/4" NPT	1/4" NPT	1/4" NPT	1/4" NPT	1/2" NPT	1/2" NPT	1/2" NPT	1/2" NPT
Drain	None	1/4" NPT	Manual	Automatic	None	1/4" NPT	Manual	Automatic
Maximum Pressure, psi	150	150	150	150	150	150	150	150
Maximum Temperature, °F	120	120	120	120	120	120	120	120
<b>Materials of Construction (1)</b>								
Head	AL	AL	AL	AL	AL	AL	AL	AL
Bowl & Internals	PA	PA	PA	PA	PA	PA	PA	PA
Seals (2)	Viton	Viton	Viton	Viton	Viton	Viton	Viton	Viton
Filter Element Code (3)	25.64.□	25.64.□	25.64.□	25.64.□	25.64.□	25.64.□	25.64.□	25.64.□
Adsorber Cartridge Code (4)	25.64.AT□	25.64.AT□	25.64.AT□	-	25.64.AT□	25.64.AT□	25.64.AT□	-
<b>Principle Dimensions in inches</b>								
Diameter	2.45	2.45	2.45	2.45	2.45	2.45	2.45	2.45
Height	7.50	7.50	7.95	7.95	7.50	7.50	7.95	7.95
Volume, cc	140	140	140	140	140	140	140	140
Weight, lbs	0.65	0.65	0.65	0.65	0.65	0.65	0.65	0.65
<b>Accessories</b>								
Mounting Bracket	MBAiN21	MBAiN21	MBAiN21	MBAiN21	MBAiN21	MBAiN21	MBAiN21	MBAiN21

### Notes

(1) Material abbreviations, AL = Aluminum, PA = Polyamide

(2) Add suffix for other seal types, Chemraz = .C, Nitrile = .N, Kalrez = .K, EPDM = .E, Silicone = .S, (e.g. AiN212.201.E)

(3) Replace the □ with the grade required, e.g. 25.64.5CK, 25.64.S20V, 25.64.T20

(4) Replace the □ with the type required, e.g. 25.64.AT01. Adsorber cartridges are not suitable for housings with automatic drains



**Materials** Aluminum  
**Pressure** 250 psi  
**Ports** 1/4" or 1/2"  
**Element** 25.64.□

AA213 series filter housings have an anodised aluminum head and bowl with polyamide internals.

They are supplied with 1/4" or 1/2" ports and have a range of drain options included an automatic version. These housings are suitable for compressed air systems and general filtration applications.

Standard housings have NPT ports and Viton seals. Other seal types are available as an option. BSPT and BSPP port types are also available.



## Technical Specifications

Housing Model	AA213.201	AA213.211	AA213.261	AA213.271	AA213.401	AA213.411	AA213.461	AA213.471
Port Size	1/4" NPT	1/4" NPT	1/4" NPT	1/4" NPT	1/2" NPT	1/2" NPT	1/2" NPT	1/2" NPT
Drain	None	1/8" NPT	Manual	Automatic	None	1/8" NPT	Manual	Automatic
Maximum Pressure, psi	250	250	250	250	250	250	250	250
Maximum Temperature, °F	250	250	250	250	250	250	250	250
<b>Materials of Construction (1)</b>								
Head & Bowl	AL	AL	AL	AL	AL	AL	AL	AL
Internals	PA	PA	PA	PA	PA	PA	PA	PA
Seals (2)	Viton	Viton	Viton	Viton	Viton	Viton	Viton	Viton
Filter Element Code (3)	25.64.□	25.64.□	25.64.□	25.64.□	25.64.□	25.64.□	25.64.□	25.64.□
Adsorber Cartridge Code (4)	25.64.AT□	25.64.AT□	25.64.AT□	-	25.64.AT□	25.64.AT□	25.64.AT□	-
<b>Principle Dimensions in inches</b>								
Diameter	2.45	2.45	2.45	2.45	2.45	2.45	2.45	2.45
Height	5.95	5.95	6.45	6.45	5.95	5.95	6.45	6.45
Volume, cc	140	140	140	140	140	140	140	140
Weight, lbs	1.00	1.00	1.00	1.00	1.00	1.00	1.00	1.00
<b>Accessories</b>								
Mounting Bracket	MBSS21	MBSS21	MBSS21	MBSS21	MBSS21	MBSS21	MBSS21	MBSS21

### Notes

(1) Material abbreviations, AL = Aluminum, PA = Polyamide

(2) Add suffix for other seal types, Chemraz = .C, Nitrile = .N, Kalrez = .K, EPDM = .E, Silicone = .S, (e.g. AA213.201.E)

(3) Replace the □ with the grade required, e.g. 25.64.5CK, 25.64.S20V, 25.64.T20

(4) Replace the □ with the type required, e.g. 25.64.AT01. Adsorber cartridges are not suitable for housings with automatic drains

**Materials** Aluminum  
**Pressure** 250 psi  
**Ports** 1/4" or 1/2"  
**Element** 25.64.□

AiA213 series filter housings with differential pressure indicator have an anodised aluminum head and bowl with polyamide internals.

They are supplied with 1/4" or 1/2" ports and have a range of drain options included an automatic version. These housings are suitable for compressed air systems and general filtration applications.

Standard housings have NPT ports and Viton seals. Other seal types are available as an option. BSPT and BSPP port types are also available.



## Technical Specifications

Housing Model	AiA213.201	AiA213.221	AiA213.261	AiA213.271	AiA213.401	AiA213.421	AiA213.461	AiA213.471
Port Size	1/4" NPT	1/4" NPT	1/4" NPT	1/4" NPT	1/2" NPT	1/2" NPT	1/2" NPT	1/2" NPT
Drain	None	1/4" NPT	Manual	Automatic	None	1/4" NPT	Manual	Automatic
Maximum Pressure, psi	250	250	250	250	250	250	250	250
Maximum Temperature, °F	120	120	120	120	120	120	120	120
<b>Materials of Construction (1)</b>								
Head & Bowl	AL	AL	AL	AL	AL	AL	AL	AL
Internals	PA	PA	PA	PA	PA	PA	PA	PA
Seals (2)	Viton	Viton	Viton	Viton	Viton	Viton	Viton	Viton
Filter Element Code (3)	25.64.□	25.64.□	25.64.□	25.64.□	25.64.□	25.64.□	25.64.□	25.64.□
Adsorber Cartridge Code (4)	25.64.AT□	25.64.AT□	25.64.AT□	-	25.64.AT□	25.64.AT□	25.64.AT□	-
<b>Principle Dimensions in inches</b>								
Diameter	2.45	2.45	2.45	2.45	2.45	2.45	2.45	2.45
Height	6.95	6.95	7.45	7.45	6.95	6.95	7.45	7.45
Volume, cc	140	140	140	140	140	140	140	140
Weight, lbs	1.00	1.00	1.00	1.00	1.00	1.00	1.00	1.00
<b>Accessories</b>								
Mounting Bracket	MBAiN21	MBAiN21	MBAiN21	MBAiN21	MBAiN21	MBAiN21	MBAiN21	MBAiN21

### Notes

(1) Material abbreviations, AL = Aluminum, PA = Polyamide

(2) Add suffix for other seal types, Chemraz = .C, Nitrile = .N, Kalrez = .K, EPDM = .E, Silicone = .S, (e.g. AiA213.201.E)

(3) Replace the □ with the grade required, e.g. 25.64.5CK, 25.64.S20V, 25.64.T20

(4) Replace the □ with the type required, e.g. 25.64.AT01. Adsorber cartridges are not suitable for housings with automatic drains

**Materials** Aluminum  
**Pressure** 500 psi  
**Ports** 1/4" or 1/2"  
**Element** 25.64.□

AA214 series filter housings have an anodised aluminum head and bowl with polyamide internals.

They are supplied with 1/4" or 1/2" ports and have a range of drain options included an automatic version. These housings are suitable for compressed air systems and general filtration applications.

Standard housings have NPT ports and Viton seals. Other seal types are available as an option. BSPT and BSPP port types are also available.



## Technical Specifications

Housing Model	AA214.211	AA214.261	AA214.411	AA214.461
Port Size	1/4" NPT	1/4" NPT	1/2" NPT	1/2" NPT
Drain	1/8" NPT	Manual	1/8" NPT	Manual
Maximum Pressure, psi	500	500	500	500
Maximum Temperature, °F	250	250	250	250
<b>Materials of Construction (1)</b>				
Head & Bowl	AL	AL	AL	AL
Internals	PA	PA	PA	PA
Seals (2)	Viton	Viton	Viton	Viton
Filter Element Code (3)	25.64.□	25.64.□	25.64.□	25.64.□
Adsorber Cartridge Code (4)	25.64.AT□	25.64.AT□	25.64.AT□	25.64.AT□
<b>Principle Dimensions in inches</b>				
Diameter	2.55	2.55	2.55	2.55
Height	5.55	6.05	5.55	6.05
Volume, cc	140	140	140	140
Weight, lbs	1.45	1.45	1.45	1.45
<b>Accessories</b>				
Mounting Bracket	MBSS21	MBSS21	MBSS21	MBSS21

### Notes

(1) Material abbreviations, AL = Aluminum, PA = Polyamide

(2) Add suffix for other seal types, Chemraz = .C, Nitrile = .N, Kalrez = .K, EPDM = .E, Silicone = .S, (e.g. AA214.211.E)

(3) Replace the □ with the grade required, e.g. 25.64.5CK, 25.64.S20V, 25.64.T20

(4) Replace the □ with the type required, e.g. 25.64.AT01

# AN222 & AN232

## Filter Housing

<b>Materials</b>	<b>Aluminum &amp; Polyamide</b>
<b>Pressure</b>	<b>150 psi</b>
<b>Ports</b>	<b>1/4" or 1/2"</b>
<b>Element</b>	<b>25.127.□ &amp; 25.178.□</b>

AN222 & AN232 series filter housings have an anodised aluminum head with polyamide bowl and internals.

They are supplied with 1/4" or 1/2" ports and have a range of drain options. These housings are suitable for compressed air systems and general filtration applications.

Standard housings have NPT ports and Viton seals. Other seal types are available as an option. BSPT and BSPP port types are also available.



### Technical Specifications

Housing Model	AN232.201	AN232.221	AN232.261	AN222.261	AN232.401	AN232.421	AN232.461	AN222.461
Port Size	1/4" NPT	1/4" NPT	1/4" NPT	1/4" NPT	1/2" NPT	1/2" NPT	1/2" NPT	1/2" NPT
Drain	None	1/4" NPT	Manual	Automatic	None	1/4" NPT	Manual	Automatic
Maximum Pressure, psi	150	150	150	150	150	150	150	150
Maximum Temperature, °F	120	120	120	120	120	120	120	120
<b>Materials of Construction (1)</b>								
Head	AL	AL	AL	AL	AL	AL	AL	AL
Bowl & Internals	PA	PA	PA	PA	PA	PA	PA	PA
Seals (2)	Viton	Viton	Viton	Viton	Viton	Viton	Viton	Viton
Filter Element Code (3)	25.178.□	25.178.□	25.178.□	25.127.□	25.178.□	25.178.□	25.178.□	25.127.□
Adsorber Cartridge Code (4)	25.178.AT□	25.178.AT□	25.178.AT□	-	25.178.AT□	25.178.AT□	25.178.AT□	-
<b>Principle Dimensions in inches</b>								
Diameter	2.45	2.45	2.45	2.45	2.45	2.45	2.45	2.45
Height	8.90	8.90	9.40	9.40	8.90	8.90	9.40	9.40
Volume, cc	240	240	240	240	240	240	240	240
Weight, lbs	0.35	0.35	0.35	0.35	0.35	0.35	0.35	0.35
<b>Accessories</b>								
Mounting Bracket	MBSS21	MBSS21	MBSS21	MBSS21	MBSS21	MBSS21	MBSS21	MBSS21

#### Notes

(1) Material abbreviations, AL = Aluminum, PA = Polyamide

(2) Add suffix for other seal types, Chemraz = .C, Nitrile = .N, Kalrez = .K, EPDM = .E, Silicone = .S, (e.g. An232.201.E)

(3) Replace the □ with the grade required, e.g. 25.178.5CK, 25.178.S20V, 25.178.T20

(4) Replace the □ with the type required, e.g. 25.178.AT01

# AiN222 & AiN232

## Filter Housing with DPI

<b>Materials</b>	<b>Aluminum &amp; Polyamide</b>
<b>Pressure</b>	<b>150 psi</b>
<b>Ports</b>	<b>1/4" or 1/2"</b>
<b>Element</b>	<b>25.127.□ &amp; 25.178.□</b>

AiN222 & AiN232 series filter housings with differential pressure indicators have an anodised aluminum head with polyamide bowl and internals.

They are supplied with 1/4" or 1/2" ports and have a range of drain options. These housings are suitable for compressed air systems and general filtration applications.

Standard housings have NPT ports and Viton seals. Other seal types are available as an option. BSPT and BSPP port types are also available.



## Technical Specifications

Housing Model	AiN232.201	AiN232.221	AiN232.261	AiN222.261	AiN232.401	AiN232.421	AiN232.461	AiN222.461
Port Size	1/4" NPT	1/4" NPT	1/4" NPT	1/4" NPT	1/2" NPT	1/2" NPT	1/2" NPT	1/2" NPT
Drain	None	1/4" NPT	Manual	Automatic	None	1/4" NPT	Manual	Automatic
Maximum Pressure, psi	150	150	150	150	150	150	150	150
Maximum Temperature, °F	120	120	120	120	120	120	120	120
<b>Materials of Construction (1)</b>								
Head	AL	AL	AL	AL	AL	AL	AL	AL
Bowl & Internals	PA	PA	PA	PA	PA	PA	PA	PA
Seals (2)	Viton	Viton	Viton	Viton	Viton	Viton	Viton	Viton
Filter Element Code (3)	25.178.□	25.178.□	25.178.□	25.127.□	25.178.□	25.178.□	25.178.□	25.127.□
Adsorber Cartridge Code (4)	25.178.AT□	25.178.AT□	25.178.AT□	-	25.178.AT□	25.178.AT□	25.178.AT□	-
<b>Principle Dimensions in inches</b>								
Diameter	2.45	2.45	2.45	2.45	2.45	2.45	2.45	2.45
Height	9.90	9.90	10.40	10.40	9.90	9.90	10.40	10.40
Volume, cc	240	240	240	240	240	240	240	240
Weight, lbs	0.35	0.35	0.35	0.35	0.35	0.35	0.35	0.35
<b>Accessories</b>								
Mounting Bracket	MBAiN21	MBAiN21	MBAiN21	MBAiN21	MBAiN21	MBAiN21	MBAiN21	MBAiN21

### Notes

(1) Material abbreviations, AL = Aluminum, PA = Polyamide

(2) Add suffix for other seal types, Chemraz = .C, Nitrile = .N, Kalrez = .K, EPDM = .E, Silicone = .S, (e.g. AiN233.201.E)

(3) Replace the □ with the grade required, e.g. 25.178.5CK, 25.178.S20V, 25.178.T20

(4) Replace the □ with the type required, e.g. 25.178.AT01

# AA223 & AA233


## Filter Housing

<b>Materials</b>	<b>Aluminum</b>
<b>Pressure</b>	<b>250 psi</b>
<b>Ports</b>	<b>1/4" or 1/2"</b>
<b>Element</b>	<b>25.127.□ &amp; 25.178.□</b>

AA223 & AA233 series filter housings have an anodised aluminum head and bowl with polyamide internals.

They are supplied with 1/4" or 1/2" ports and have a range of drain options. These housings are suitable for compressed air systems and general filtration applications.

Standard housings have NPT ports and Viton seals. Other seal types are available as an option. BSPT and BSPP port types are also available.



### Technical Specifications

Housing Model	AA233.201	AA233.211	AA233.261	AA223.271	AA233.401	AA233.411	AA233.461	AA223.461
Port Size	1/4" NPT	1/4" NPT	1/4" NPT	1/4" NPT	1/2" NPT	1/2" NPT	1/2" NPT	1/2" NPT
Drain	None	1/8" NPT	Manual	Automatic	None	1/8" NPT	Manual	Automatic
Maximum Pressure, psi	250	250	250	250	250	250	250	250
Maximum Temperature, °F	250	250	250	250	250	250	250	250
<b>Materials of Construction (1)</b>								
Head & Bowl	AL	AL	AL	AL	AL	AL	AL	AL
Internals	PA	PA	PA	PA	PA	PA	PA	PA
Seals (2)	Viton	Viton	Viton	Viton	Viton	Viton	Viton	Viton
Filter Element Code (3)	25.178.□	25.178.□	25.178.□	25.127.□	25.178.□	25.178.□	25.178.□	25.127.□
Adsorber Cartridge Code (4)	25.178.AT□	25.178.AT□	25.178.AT□	-	25.178.AT□	25.178.AT□	25.178.AT□	-
<b>Principle Dimensions in inches</b>								
Diameter	2.45	2.45	2.45	2.45	2.45	2.45	2.45	2.45
Height	10.70	10.70	11.20	11.20	10.70	10.70	11.20	11.20
Volume, cc	240	240	240	240	240	240	240	240
Weight, lbs	0.75	0.75	0.75	0.75	0.75	0.75	0.75	0.75
<b>Accessories</b>								
Mounting Bracket	MBSS21	MBSS21	MBS21	MBS21	MBSS21	MBSS21	MBSS21	MBSS21

#### Notes

(1) Material abbreviations, AL = Aluminum, PA = Polyamide

(2) Add suffix for other seal types, Chemraz = .C, Nitrile = .N, Kalrez = .K, EPDM = .E, Silicone = .S, (e.g. AA233.201.E)

(3) Replace the □ with the grade required, e.g. 25.178.5CK, 25.178.S20V, 25.178.T20

(4) Replace the □ with the type required, e.g. 25.178.AT01

# AiA223 & AiA233


## Filter Housing with DPI

<b>Materials</b>	<b>Aluminum</b>
<b>Pressure</b>	<b>250 psi</b>
<b>Ports</b>	<b>1/4" or 1/2"</b>
<b>Element</b>	<b>25.127.□ &amp; 25.178.□</b>

AiA223 & AiA233 series filter housings with differential pressure indicators have an anodised aluminum head and bowl with polyamide internals.

They are supplied with 1/4" or 1/2" ports and have a range of drain options. These housings are suitable for compressed air systems and general filtration applications.

Standard housings have NPT ports and Viton seals. Other seal types are available as an option. BSPT and BSPP port types are also available.



## Technical Specifications

Housing Model	AiA233.201	AiA233.211	AiA233.261	AiA223.271	AiA233.401	AiA233.411	AiA233.461	AiA223.471
Port Size	1/4" NPT	1/4" NPT	1/4" NPT	1/4" NPT	1/2" NPT	1/2" NPT	1/2" NPT	1/2" NPT
Drain	None	1/8" NPT	Manual	Automatic	None	1/8" NPT	Manual	Automatic
Maximum Pressure, psi	250	250	250	250	250	250	250	250
Maximum Temperature, °F	250	250	250	250	250	250	250	250
<b>Materials of Construction (1)</b>								
Head & Bowl	AL	AL	AL	AL	AL	AL	AL	AL
Internals	PA	PA	PA	PA	PA	PA	PA	PA
Seals (2)	Viton	Viton	Viton	Viton	Viton	Viton	Viton	Viton
Filter Element Code (3)	25.178.□	25.178.□	25.178.□	25.127.□	25.178.□	25.178.□	25.178.□	25.127.□
Adsorber Cartridge Code (4)	25.178.AT□	25.178.AT□	25.178.AT□	-	25.178.AT□	25.178.AT□	25.178.AT□	-
<b>Principle Dimensions in inches</b>								
Diameter	2.45	2.45	2.45	2.45	2.45	2.45	2.45	2.45
Height	11.70	11.70	12.20	12.20	11.70	11.70	12.20	12.20
Volume, cc	240	240	240	240	240	240	240	240
Weight, lbs	0.75	0.75	0.75	0.75	0.75	0.75	0.75	0.75
<b>Accessories</b>								
Mounting Bracket	MBAiN21	MBAiN21	MBAiN21	MBAiN21	MBAiN21	MBAiN21	MBAiN21	MBAiN21

### Notes

(1) Material abbreviations, AL = Aluminum, PA = Polyamide

(2) Add suffix for other seal types, Chemraz = .C, Nitrile = .N, Kalrez = .K, EPDM = .E, Silicone = .S, (e.g. AiA233.201.E)

(3) Replace the □ with the grade required, e.g. 25.178.5CK, 25.178.S20V, 25.178.T20

(4) Replace the □ with the type required, e.g. 25.178.AT01

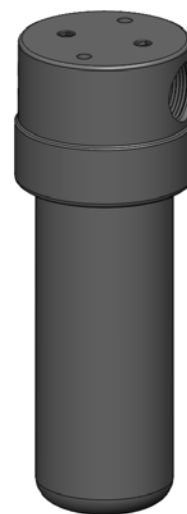


**Materials** Aluminum  
**Pressure** 250 psi  
**Ports** 3/4" or 1"  
**Element** 38.152.□

AA323 series filter housings have an anodised aluminum head and bowl with polyamide internals.

They are supplied with 3/4" or 1" ports and have a range of drain options. These housings are suitable for compressed air systems and general filtration applications.

Standard housings have NPT ports and Viton seals. Other seal types are available as an option. BSPT and BSPP port types are also available.



## Technical Specifications

Housing Model	AA323.511	AA323.561	AA323.571	AA323.611	AA323.661	AA323.671
Port Size	3/4" NPT	3/4" NPT	3/4" NPT	1" NPT	1" NPT	1" NPT
Drain	1/8" NPT	Manual	Automatic	1/8" NPT	Manual	Automatic
Maximum Pressure, psi	250	250	250	250	250	250
Maximum Temperature, °F	250	250	250	250	250	250
<b>Materials of Construction (1)</b>						
Head & Bowl	AL	AL	AL	AL	AL	AL
Internals	PA	PA	PA	PA	PA	PA
Seals (2)	Viton	Viton	Viton	Viton	Viton	Viton
Filter Element Code (3)	38.152.□	38.152.□	38.152.□	38.152.□	38.152.□	38.152.□
Adsorber Cartridge Code (4)	38.152.AT□	38.152.AT□	38.152.AT□	38.152.AT□	38.152.AT□	38.152.AT□
<b>Principle Dimensions in inches</b>						
Diameter	3.75	3.75	3.75	3.75	3.75	3.75
Height	10.70	11.60	11.60	10.70	11.60	11.60
Volume, cc	470	470	470	470	470	470
Weight, lbs	4.40	4.40	4.40	4.40	4.40	4.40
<b>Accessories</b>						
Mounting Bracket	MBAA32	MBAA32	MBAA32	MBAA32	MBAA32	MBAA32

### Notes

(1) Material abbreviations, AL = Aluminum, PA = Polyamide

(2) Add suffix for other seal types, Chemraz = .C, Nitrile = .N, Kalrez = .K, EPDM = .E, Silicone = .S, (e.g. AA323.511.E)

(3) Replace the □ with the grade required, e.g. 38.152.5CK, 38.152.S20V, 38.152.T20

(4) Replace the □ with the type required, e.g. 38.152.AT01

**Materials** Aluminum  
**Pressure** 250 psi  
**Ports** 3/4" or 1"  
**Element** 38.152.□

AiA323 series filter housings with differential pressure indicators have an anodised aluminum head and bowl with polyamide internals.

They are supplied with 3/4" or 1" ports and have a range of drain options. These housings are suitable for compressed air systems and general filtration applications.

Standard housings have NPT ports and Viton seals. Other seal types are available as an option. BSPT and BSPP port types are also available.



## Technical Specifications

Housing Model	AiA323.511	AiA323.561	AiA323.571	AiA323.611	AiA323.661	AiA323.671
Port Size	3/4" NPT	3/4" NPT	3/4" NPT	1" NPT	1" NPT	1" NPT
Drain	1/8" NPT	Manual	Automatic	1/8" NPT	Manual	Automatic
Maximum Pressure, psi	250	250	250	250	250	250
Maximum Temperature, °F	250	250	250	250	250	250
<b>Materials of Construction (1)</b>						
Head & Bowl	AL	AL	AL	AL	AL	AL
Internals	PA	PA	PA	PA	PA	PA
Seals (2)	Viton	Viton	Viton	Viton	Viton	Viton
Filter Element Code (3)	38.152.□	38.152.□	38.152.□	38.152.□	38.152.□	38.152.□
Adsorber Cartridge Code (4)	38.152.AT□	38.152.AT□	38.152.AT□	38.152.AT□	38.152.AT□	38.152.AT□
<b>Principle Dimensions in inches</b>						
Diameter	3.75	3.75	3.75	3.75	3.75	3.75
Height	12.95	13.85	13.85	12.95	13.85	13.85
Volume, cc	470	470	470	470	470	470
Weight, lbs	4.40	4.40	4.40	4.40	4.40	4.40
<b>Accessories</b>						
Mounting Bracket	MBAA32	MBAA32	MBAA32	MBAA32	MBAA32	MBAA32

### Notes

(1) Material abbreviations, AL = Aluminum, PA = Polyamide

(2) Add suffix for other seal types, Chemraz = .C, Nitrile = N, Kalrez = .K, EPDM = .E, Silicone = .S, (e.g. AiA323.511.E)

(3) Replace the □ with the grade required, e.g. 38.152.5CK, 38.152.S20V, 38.152.T20

(4) Replace the □ with the type required, e.g. 38.152.AT01

# AA325

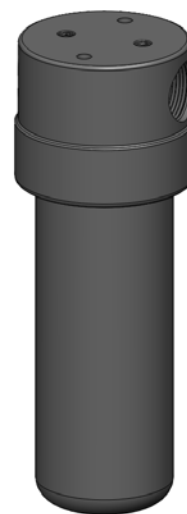
## Filter Housing

<b>Materials</b>	<b>Aluminum</b>
<b>Pressure</b>	<b>1500 psi</b>
<b>Ports</b>	<b>3/4" or 1"</b>
<b>Element</b>	<b>38.152.□</b>

AA325 series filter housings have an anodised aluminum head and bowl with polyamide internals.

They are supplied with 3/4" or 1" ports and have a range of drain options. These housings are suitable for compressed air systems and general filtration applications.

Standard housings have NPT ports and Viton seals. Other seal types are available as an option. BSPT and BSPP port types are also available.



## Technical Specifications

Housing Model	AA325.521	AA325.621
Port Size	3/4" NPT	1" NPT
Drain	1/4" NPT	1/4" NPT
Maximum Pressure, psi	1500	1500
Maximum Temperature, °F	120	120
<b>Materials of Construction (1)</b>		
Head & Bowl	AL	AL
Internals	PA	PA
Seal (2)	Viton	Viton
Filter Element Code (3)	38.152.□	38.152.□
Adsorber Cartridge Code (4)	38.152.AT□	38.152.AT□
<b>Principle Dimensions in inches</b>		
Diameter	3.75	3.75
Height	10.70	10.70
Volume, cc	470	470
Weight, lbs	4.4	4.4
<b>Accessories</b>		
Mounting Bracket	MBAA32	MBAA32

### Notes

(1) Material abbreviations, AL = Aluminum, PA = Polyamide

(2) Add suffix for other seal types, Chemraz = .C, Nitrile = N, Kalrez = .K, EPDM = .E, Silicone = .S, (e.g. AA323.511.E)

(3) Replace the □ with the grade required, e.g. .38.152.5CK, 38.152.S20V, 38.152.T20

(4) Replace the □ with the type required, e.g. 38.152.AT01

**Materials** Aluminum  
**Pressure** 250 psi  
**Ports** 1&1/2" or 2"  
**Element** 51.230.□

The AiA423 series filter housings have anodised aluminum head, bowl and internals with a stainless steel tie rod. They are supplied with 1&1/2" or 2" ports and have a range of drain options. These housings are suitable for compressed air systems and general filtration applications.

Standard housings have NPT ports and Viton seals. Other seal types are available as an option. BSPT and BSPP port types are also available.



## Technical Specifications

Housing Model	AA423.711	AA423.761	AA423.771	AA423.811	AA423.861	AA423.871
Port Size	1&1/2" NPT	1& 1/2" NPT	1&1/2" NPT	2" NPT	2" NPT	2" NPT
Drain	1/8" NPT	Manual	Automatic	1/8" NPT	Manual	Automatic
Maximum Pressure, psi	250	250	250	250	250	250
Maximum Temperature, °F	250	250	250	250	250	250
<b>Materials of Construction (1)</b>						
Head & Bowl	AL	AL	AL	AL	AL	AL
Internals	AL & SS	AL & SS	AL & SS	AL & SS	AL & SS	AL & SS
Seals (2)	Viton	Viton	Viton	Viton	Viton	Viton
Filter Element Code (3)	51.230.□	51.230.□	51.230.□	51.230.□	51.230.□	51.230.□
Adsorber Cartridge Code (4)	51.230.AD□	51.230.AD□	51.230.AD□	51.230.AD□	51.230.AD□	51.230.AD□
<b>Principle Dimensions in inches</b>						
Diameter	5.30	5.30	5.30	5.30	5.30	5.30
Height	16.0	16.5	16.5	16.0	16.5	16.5
Volume, cc	1300	1300	1300	1300	1300	1300
Weight, lbs	8.80	8.80	8.80	8.80	8.80	8.80
<b>Accessories</b>						
Mounting Bracket	MBAA42	MBAA42	MBAA42	MBAA42	MBAA42	MBAA42

### Notes

(1) Material abbreviations, AL = Aluminum, SS = Stainless Steel

(2) Add suffix for other seal types, Chemraz = .C, Nitrile = .N, Kalrez = .K, EPDM = .E, Silicone = .S, (e.g. AA423.711.E)

(3) Replace the □ with the grade required, e.g. 51.230.5CK, 51.230.520V, 51.230.T20

(4) Replace the □ with the type required, e.g. 51.230.AD01

**Materials** Aluminum  
**Pressure** 250 psi  
**Ports** 1&1/2" or 2"  
**Element** 51.230.□

The AiA423 series filter housings with differential pressure indicators have anodised aluminum head, bowl and internals with a stainless steel tie rod.

They are supplied with 1&1/2" or 2" ports and have a range of drain options. These housings are suitable for compressed air systems and general filtration applications.

Standard housings have NPT ports and Viton seals. Other seal types are available as an option. BSPT and BSPP port types are also available.



## Technical Specifications

Housing Model	AiA423.711	AiA423.761	AiA423.771	AiA423.811	AiA423.861	AiA423.871
Port Size	1&1/2" NPT	1& 1/2" NPT	1&1/2" NPT	2" NPT	2" NPT	2" NPT
Drain	1/8" NPT	Manual	Automatic	1/8" NPT	Manual	Automatic
Maximum Pressure, psi	250	250	250	250	250	250
Maximum Temperature, °F	250	250	250	250	250	250
<b>Materials of Construction (1)</b>						
Head & Bowl	AL	AL	AL	AL	AL	AL
Internals	AL & SS	AL & SS	AL & SS	AL & SS	AL & SS	AL & SS
Seals(2)	Viton	Viton	Viton	Viton	Viton	Viton
Filter Elements Code (3)	51.230.□	51.230.□	51.230.□	51.230.□	51.230.□	51.230.□
Adsorber Cartridge Code (4)	51.230.AD□	51.230.AD□	51.230.AD□	51.230.AD□	51.230.AD□	51.230.AD□
<b>Principle Dimensions in inches</b>						
Diameter	5.30	5.30	5.30	5.30	5.30	5.30
Height	18.20	18.70	18.70	18.20	18.70	18.70
Volume, cc	1300	1300	1300	1300	1300	1300
Weight, lbs	8.80	8.80	8.80	8.80	8.80	8.80
<b>Accessories</b>						
Mounting Bracket	MBAA42	MBAA42	MBAA42	MBAA42	MBAA42	MBAA42

### Notes

(1) Material abbreviations, AL = Aluminum, SS = Stainless Steel

(2) Add suffix for other seal types, Chemraz = .C, Nitrile = .N, Kalrez = .K, EPDM = .E, Silicone = .S, (e.g. AiA423.711.E)


(3) Replace the □ with the grade required, e.g. 51.230.5CK, 51.230.520V, 51.230.T20

(4) Replace the □ with the type required, e.g. 51.230.AD01

**Materials** Aluminum  
**Pressure** 250 psi  
**Ports** 1&1/2" or 2"  
**Element** 51.476.□

The AA433 series filter housings have anodised aluminum head, bowl and internals with a stainless steel tie rod. They are supplied with 1&1/2" or 2" ports and have a range of drain options. These housings are suitable for compressed air systems and general filtration applications.

Standard housings have NPT ports and Viton seals. Other seal types are available as an option. BSPT and BSPP port types are also available.



### Technical Specifications

Housing Model	AA433.711	AA433.761	AA433.771	AA433.811	AA433.861	AA433.871
Port Size	1 & 1/2" NPT	1 & 1/2" NPT	1 & 1/2" NPT	2" NPT	2" NPT	2" NPT
Drain	1/8"	Manual	Automatic	1/8"	Manual	Automatic
Maximum Pressure, psi	250	250	250	250	250	250
Maximum Temperature, °F	250	250	250	250	250	250
<b>Materials of Construction (1)</b>						
Head & Bowl	AL	AL	AL	AL	AL	AL
Internals	AL & SS	AL & SS	AL & SS	AL & SS	AL & SS	AL & SS
Seals (2)	Viton	Viton	Viton	Viton	Viton	Viton
Filter Element Code (3)	51.476.□	51.476.□	51.476.□	51.476.□	51.476.□	51.476.□
Adsorber Cartridge Code (4)	51.476.AD□	51.476.AD□	51.476.AD□	51.476.AD□	51.476.AD□	51.476.AD□
<b>Principle Dimensions in inches</b>						
Diameter	5.30	5.30	5.30	5.30	5.30	5.30
Height	25.60	26.10	26.10	25.60	26.10	26.10
Volume, cc	2500	2500	2500	2500	2500	2500
Weight, lbs	12.10	12.10	12.10	12.10	12.10	12.10
<b>Accessories</b>						
Mounting Bracket	MBAA42	MBAA42	MBAA42	MBAA42	MBAA42	MBAA42

#### Notes

(1) Material abbreviations, AL = Aluminum, SS = Stainless Steel

(2) Add suffix for other seal types, Chemraz = .C, Nitrile = N, Kalrez = .K, EPDM = .E, Silicone = .S, (e.g. AA433.711.E)

(3) Replace the □ with the grade required, e.g. 51.476.5CK, 51.476.S20V, 51.476.T20

(4) Replace the □ with the type required, e.g. 51.476.AD01

**Materials** Aluminum  
**Pressure** 250 psi  
**Ports** 1&1/2" or 2"  
**Element** 51.476.□

The AiA433 series filter housings with differential pressure indicators have anodised aluminum head, bowl and internals with a stainless steel tie rod.

They are supplied with 1&1/2" or 2" ports and have a range of drain options. These housings are suitable for compressed air systems and general filtration applications.

Standard housings have NPT ports and Viton seals. Other seal types are available as an option. BSPT and BSPP port types are also available.



## Technical Specifications

Housing Model	AiA433.711	AiA433.761	AiA433.771	AiA433.811	AiA433.861	AiA443.871
Port Size	1 & 1/2" NPT	1 & 1/2" NPT	1 & 1/2" NPT	2" NPT	2" NPT	2" NPT
Drain	1/8"	Manual	Automatic	1/8"	Manual	Automatic
Maximum Pressure, psi	250	250	250	250	250	250
Maximum Temperature, °F	250	250	250	250	250	250
<b>Materials of Construction (1)</b>						
Head & Bowl	AL	AL	AL	AL	AL	AL
Internals	AL & SS	AL & SS	AL & SS	AL & SS	AL & SS	AL & SS
Seals (2)	Viton	Viton	Viton	Viton	Viton	Viton
Filter Element Code (3)	51.476.□	51.476.□	51.476.□	51.476.□	51.476.□	51.476.□
Adsorber Cartridge Code (4)	51.476.AD□	51.476.AD□	51.476.AD□	51.476.AD□	51.476.AD□	51.476.AD□
<b>Principle Dimensions in inches</b>						
Diameter	5.30	5.30	5.30	5.30	5.30	5.30
Height	27.85	28.35	28.35	27.85	28.35	28.35
Volume, cc	2500	2500	2500	2500	2500	2500
Weight, lbs	12.10	12.10	12.10	12.10	12.10	12.10
<b>Accessories</b>						
Mounting Bracket	MBAA42	MBAA42	MBAA42	MBAA42	MBAA42	MBAA42

### Notes

(1) Material abbreviations, AL = Aluminum, SS = Stainless Steel

(2) Add suffix for other seal types, Chemraz = .C, Nitrile = .N, Kalrez = .K, EPDM = .E, Silicone = .S, (e.g. AiA423.711.E)

(3) Replace the □ with the grade required, e.g. 51.476.5CK, 51.476.S20V, 51.476.T20

(4) Replace the □ with the type required, e.g. 51.476.AD01



# AE Series

## End of Line Filter Housing

<b>Materials</b>	<b>Aluminum</b>
<b>Ports</b>	<b>1/8" to 1/2"</b>
<b>Element</b>	<b>12.32.□ to 25.64.□</b>

The AE series filter housings have an anodised aluminum head and bowl and are supplied with a range of port sizes.

The element is enclosed for protection and the housings are suitable for gas and liquid end of line applications.

These housings have NPT ports as standard.



### Technical Specifications

Housing Model	AE110.101	AE110.201	AE120.101	AE120.201	AE210.201	AE210.401
Port Size	1/8" NPT	1/4" NPT	1/8" NPT	1/4" NPT	1/4" NPT	1/2" NPT
Maximum Temperature, °F	250	250	250	250	250	250
<b>Materials of Construction (1)</b>						
Body	AL	AL	AL	AL	AL	AL
Filter Element Code (2)	12.32.□	12.32.□	12.57.□	12.57.□	25.64.□	25.64.□
Adsorber Cartridge Code (3)	-	-	-	-	25.64.AD□	25.64.AD□
<b>Principle Dimensions in inches</b>						
Diameter	1.40	1.40	1.40	1.40	1.95	1.95
Height	2.10	2.10	3.05	3.05	3.70	3.70
Weight, lbs	0.05	0.05	0.05	0.05	0.20	0.20

#### Notes

(1) Material abbreviations, AL = Aluminum

(2) Replace the □ with the grade required, e.g. 12.32.5CK, 12.32.S20V, 12.32.T20

(3) Replace the □ with the type required, e.g. 25.64.AT01

# AO Series

## End of Line Filter Housing

**Materials** Aluminum & SS  
**Ports** 1/8" to 1/2"  
**Element** 12.32.□ to 25.64.□

The AO series filter housings are constructed from anodised Aluminum with a stainless steel tie rod and are supplied with a range of connections.

The housings are suitable for gas and liquid end of line applications.

These housings have NPT ports as standard.



### Technical Specifications

Housing Model	AE110.101	AE110.209	AE120.101	AE120.209	AE210.201	AE210.209	AE230.201	AE230.209
Port Size	1/8" NPT	Ø 1/4" Spigot	1/8" NPT	Ø 1/4" Spigot	1/2" NPT	Ø 1/4" Spigot	1/2" NPT	Ø 1/4" Spigot
Maximum Temperature, °F	250	250	250	250	250	250	250	250
<b>Materials of Construction (1)</b>								
Head & Retainer	AL	AL	AL	AL	AL	AL	AL	AL
Tie Rod	SS	SS	SS	SS	SS	SS	SS	SS
Filter Elements Code (2)	12.32.□	12.32.□	12.57.□	12.57.□	25.64.□	25.64.□	25.178.□	25.178.□
Adsorber Cartridge Code (3)	-	-	-	-	25.64.AD□	25.64.AD□	25.178.AD□	25.178.AD□
<b>Principle Dimensions in inches</b>								
Diameter	0.75	0.75	0.75	0.75	1.40	1.40	1.40	1.40
Height	1.95	1.95	2.95	2.95	3.60	3.60	8.05	8.05
Weight, lbs	0.05	0.05	0.05	0.05	0.10	0.10	0.10	0.10

#### Notes

(1) Material abbreviations, AL = Aluminum, SS = Stainless Steel

(2) Replace the □ with the grade required, e.g. 12.32.5CK, 12.32.S20V, 12.32.T20

(3) Replace the □ with the type required, e.g. 25.64.AT01

<b>Materials</b>	<b>Aluminum &amp; Polymide</b>
<b>Pressure</b>	<b>150 psi</b>
<b>Ports</b>	<b>1/8" or 1/4"</b>
<b>Element</b>	<b>12.32.□</b>

RAN112 series filter regulator housings are specified for 1/4" & 1/2" line size applications and have a filter element integrated into the regulator.

The housings are constructed from Aluminum and polymide with a plastic bonnet. The regulators can be supplied as relieving or non-relieving and the suffix .R or .NR should be used after the part number. Gauge ports are 1/8" NPT.

Springs can be supplied for 0-30, 0-60 and 0-120 psi, see table below for part number suffix.

Standard housings have NPT ports and Viton seals.



## Technical Specifications

Housing Model	RAN112.101	RAN112.111	RAN112.161	RAN112.201	RAN112.211	RAN112.261
Port Size	1/8" NPT	1/8" NPT	1/8" NPT	1/4" NPT	1/4" NPT	1/4" NPT
Drain Port	None	1/8" NPT	Manual	None	1/8" NPT	Manual
Maximum Pressure, psi	150	150	150	150	150	150
Maximum Temperature, °F	140	140	140	140	140	140
<b>Materials of Construction (1)</b>						
Body	AL & PA	AL & PA	AL & PA	AL & PA	AL & PA	AL & PA
Bonnet	Plastic	Plastic	Plastic	Plastic	Plastic	Plastic
Seal & Diaphragm	Viton	Viton	Viton	Viton	Viton	Viton
Other Internal Parts	Plastic	Plastic	Plastic	Plastic	Plastic	Plastic
Filter Element Code (2)	12.32.□	12.32.□	12.32.□	12.32.□	12.32.□	12.32.□
<b>Principle Dimensions in inches</b>						
Diameter	1.55	1.55	1.55	1.55	1.55	1.55
Height	6.35	6.35	6.85	6.35	6.35	6.85
Weight, lbs	0.35	0.35	0.35	0.35	0.35	0.35
<b>Type Suffix (3)</b>						
Relieving	.R	.R	.R	.R	.R	.R
Non-relieving	.NR	.NR	.NR	.NR	.NR	.NR
<b>Spring Suffix (3)</b>						
0-30 psi	.30	.30	.30	.30	.30	.30
0-60 psi	.60	.60	.60	.60	.60	.60
0-120 psi	.120	.120	.120	.120	.120	.120
<b>Accessories</b>						
Mounting Bracket	MBRSP10	MBRSP10	MBRSP10	MBRSP10	MBRSP10	MBRSP10
Pressure Gauge (4)	SPRGA10	SPRGA10	SPRGA10	SPRGA10	SPRGA10	SPRGA10

### Notes

- (1) Material abbreviations, AL = Aluminum, PA = Polymide
- (2) Replace the □ with the grade required, e.g. 12.32.5K, 12.32.S10V
- (3) Add suffix for Relieving or Non-relieving types and for the spring type, (e.g. RAN112.101.N.120)
- (4) Add suffix for pressure range, (e.g. PRGA10.120)

**Materials** Aluminum  
**Pressure** 250 psi  
**Ports** 1/8" or 1/4"  
**Element** 12.32.□

RAA113 series filter regulator housings are specified for 1/4" & 1/2" line size applications and have a filter element integrated into the regulator.

The housings are constructed from Aluminum with a plastic bonnet. The regulators can be supplied as relieving or non-relieving and the suffix .R or .NR should be used after the part number. Gauge ports are 1/8" NPT.

Springs can be supplied for 0-30, 0-60 and 0-120 psi, see table below for part number suffix.

Standard housings have NPT ports and Viton seals.



## Technical Specifications

Housing Model	RAA113.101	RAA113.111	RAA113.161	RAA113.201	RAA113.211	RAA113.261
Port Size	1/8" NPT	1/8" NPT	1/8" NPT	1/4" NPT	1/4" NPT	1/4" NPT
Drain Port	None	1/8" NPT	Manual	None	1/8" NPT	Manual
Maximum Pressure, psi	250	250	250	250	250	250
Maximum Temperature, °F	140	140	140	140	140	140
<b>Materials of Construction (1)</b>						
Body	AL	AL	AL	AL	AL	AL
Bonnet	Plastic	Plastic	Plastic	Plastic	Plastic	Plastic
Seal & Diaphragm	Viton	Viton	Viton	Viton	Viton	Viton
Other Internal Parts	Plastic	Plastic	Plastic	Plastic	Plastic	Plastic
Filter Element Code (2)	12.32.□	12.32.□	12.32.□	12.32.□	12.32.□	12.32.□
<b>Principle Dimensions in inches</b>						
Diameter	1.55	1.55	1.55	1.55	1.55	1.55
Height	6.40	6.40	6.90	6.45	6.45	6.90
Weight, lbs	0.45	0.45	0.45	0.45	0.45	0.45
<b>Type Suffix (3)</b>						
Relieving	.R	.R	.R	.R	.R	.R
Non-relieving	.NR	.NR	.NR	.NR	.NR	.NR
<b>Spring Suffix (3)</b>						
0-30 psi	.30	.30	.30	.30	.30	.30
0-60 psi	.60	.60	.60	.60	.60	.60
0-120 psi	.120	.120	.120	.120	.120	.120
<b>Accessories</b>						
Mounting Bracket	MBRSP10	MBRSP10	MBRSP10	MBRSP10	MBRSP10	MBRSP10
Pressure Gauge (4)	SPRGA10	SPRGA10	SPRGA10	SPRGA10	SPRGA10	SPRGA10

### Notes

- (1) Material abbreviations, AL = Aluminum,
- (2) Replace the □ with the grade required, e.g. 12.32.5K, 12.32.S10V
- (3) Add suffix for Relieving or Non-relieving types and for the spring type, (e.g. RAA113.101.N.120)
- (4) Add suffix for pressure range, (e.g. PRGA10.120)

<b>Materials</b>	<b>Aluminum &amp; Polyimide</b>
<b>Pressure</b>	<b>150 psi</b>
<b>Ports</b>	<b>1/8" or 1/4"</b>
<b>Element</b>	<b>12.57.□</b>

RAN122 series filter regulator housings are specified for 1/4" & 1/2" line size applications and have a filter element integrated into the regulator.

The housings are constructed from Aluminum and polyimide with a plastic bonnet. The regulators can be supplied as relieving or non-relieving and the suffix .R or .NR should be used after the part number. Gauge ports are 1/8" NPT.

Springs can be supplied for 0-30, 0-60 and 0-120 psi, see table below for part number suffix.

Standard housings have NPT ports and Viton seals.



## Technical Specifications

Housing Model	RAN122.101	RAN122.111	RAN122.161	RAN122.201	RAN122.211	RAN122.261
Port Size	1/8" NPT	1/8" NPT	1/8" NPT	1/4" NPT	1/4" NPT	1/4" NPT
Drain Port	None	1/8" NPT	Manual	None	1/8" NPT	Manual
Maximum Pressure, psi	150	150	150	150	150	150
Maximum Temperature, °F	140	140	140	140	140	140
<b>Materials of Construction (1)</b>						
Body	AL & PA	AL & PA	AL & PA	AL & PA	AL & PA	AL & PA
Bonnet	Plastic	Plastic	Plastic	Plastic	Plastic	Plastic
Seal & Diaphragm	Viton	Viton	Viton	Viton	Viton	Viton
Other Internal Parts	Plastic	Plastic	Plastic	Plastic	Plastic	Plastic
Filter Element Code (2)	12.57.□	12.57.□	12.57.□	12.57.□	12.57.□	12.57.□
<b>Principle Dimensions in inches</b>						
Diameter	1.55	1.55	1.55	1.55	1.55	1.55
Height	6.95	6.95	7.45	6.95	6.95	7.45
Weight, lbs	0.35	0.35	0.35	0.35	0.35	0.35
<b>Type Suffix (3)</b>						
Relieving	.R	.R	.R	.R	.R	.R
Non-relieving	.NR	.NR	.NR	.NR	.NR	.NR
<b>Spring Suffix (3)</b>						
0-30 psi	.30	.30	.30	.30	.30	.30
0-60 psi	.60	.60	.60	.60	.60	.60
0-120 psi	.120	.120	.120	.120	.120	.120
<b>Accessories</b>						
Mounting Bracket	MBRSP10	MBRSP10	MBRSP10	MBRSP10	MBRSP10	MBRSP10
Pressure Gauge (4)	SPRGA10	SPRGA10	SPRGA10	SPRGA10	SPRGA10	SPRGA10

### Notes

- (1) Material abbreviations, AL = Aluminum, PA = Polyimide
- (2) Replace the □ with the grade required, e.g. 12.57.5K, 12.57.S10V
- (3) Add suffix for Relieving or Non-relieving types and for the spring type, (e.g. RAN122.101.N.120)
- (4) Add suffix for pressure range, (e.g. PRGA10.120)

**Materials** Aluminum  
**Pressure** 250 psi  
**Ports** 1/8" or 1/4"  
**Element** 12.57.□

RAA123 series filter regulator housings are specified for 1/4" & 1/2" line size applications and have a filter element integrated into the regulator.

The housings are constructed from Aluminum with a plastic bonnet. The regulators can be supplied as relieving or non-relieving and the suffix .R or .NR should be used after the part number. Gauge ports are 1/8" NPT.

Springs can be supplied for 0-30, 0-60 and 0-120 psi, see table below for part number suffix.

Standard housings have NPT ports and Viton seals.



## Technical Specifications

Housing Model	RAA123.101	RAA123.111	RAA123.161	RAA123.201	RAA123.211	RAA123.261
Port Size	1/8" NPT	1/8" NPT	1/8" NPT	1/4" NPT	1/4" NPT	1/4" NPT
Drain Port	None	1/8" NPT	Manual	None	1/8" NPT	Manual
Maximum Pressure, psi	250	250	250	250	250	250
Maximum Temperature, °F	140	140	140	140	140	140
<b>Materials of Construction (1)</b>						
Body	AL	AL	AL	AL	AL	AL
Bonnet	Plastic	Plastic	Plastic	Plastic	Plastic	Plastic
Seal & Diaphragm	Viton	Viton	Viton	Viton	Viton	Viton
Other Internal Parts	Plastic	Plastic	Plastic	Plastic	Plastic	Plastic
Filter Element Code (2)	12.57.□	12.57.□	12.57.□	12.57.□	12.57.□	12.57.□
<b>Principle Dimensions in inches</b>						
Diameter	1.55	1.55	1.55	1.55	1.55	1.55
Height	7.05	7.05	7.55	7.05	7.05	7.55
Weight, lbs	0.45	0.45	0.45	0.45	0.45	0.45
<b>Type Suffix (3)</b>						
Relieving	.R	.R	.R	.R	.R	.R
Non-relieving	.NR	.NR	.NR	.NR	.NR	.NR
<b>Spring Suffix (3)</b>						
0-30 psi	.30	.30	.30	.30	.30	.30
0-60 psi	.60	.60	.60	.60	.60	.60
0-120 psi	.120	.120	.120	.120	.120	.120
<b>Accessories</b>						
Mounting Bracket	MBRSP10	MBRSP10	MBRSP10	MBRSP10	MBRSP10	MBRSP10
Pressure Gauge (4)	SPRGA10	SPRGA10	SPRGA10	SPRGA10	SPRGA10	SPRGA10

### Notes

- (1) Material abbreviations, AL = Aluminum,
- (2) Replace the □ with the grade required, e.g. 12.57.5K, 12.57.S10V
- (3) Add suffix for Relieving or Non-relieving types and for the spring type, (e.g. RAA123.101.N.120)
- (4) Add suffix for pressure range, (e.g. PRGA10.120)

# BB213

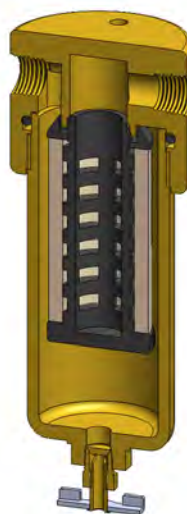
## Brass Filter Housing

<b>Materials</b>	<b>Brass</b>
<b>Pressure</b>	<b>250 psi</b>
<b>Ports</b>	<b>1/4" or 1/2"</b>
<b>Element</b>	<b>25.64.□</b>

BB213 series filter housings have a head and bowl machined from solid brass bar with polyamide internals.

They are supplied with 1/4" or 1/2" ports with a range of drain options included a manual twist drain. These housings are suitable for compressed air systems and general filtration applications.

Standard housings have NPT ports and Viton seals. Other seal types are available as an option. BSPT and BSPP port types are also available.



### Technical Specifications

Housing Model	BB213.201	BB213.211	BB213.261	BB213.401	BB213.411	BB213.461
Port Size	1/4" NPT	1/4" NPT	1/4" NPT	1/2" NPT	1/2" NPT	1/2" NPT
Drain	None	1/8" NPT	Manual	None	1/8" NPT	Manual
Maximum Pressure, psi	250	250	250	250	250	250
Maximum Temperature, °F	120	120	120	120	120	120
<b>Materials of Construction (1)</b>						
Head & Bowl	Brass	Brass	Brass	Brass	Brass	Brass
Internals	PA	PA	PA	PA	PA	PA
Seal (2)	Viton	Viton	Viton	Viton	Viton	Viton
Filter Element Code (3)	25.64.□	25.64.□	25.64.□	25.64.□	25.64.□	25.64.□
Adsorber Cartridge Code (4)	25.64.AT□	25.64.AT□	25.64.AT□	25.64.AT□	25.64.AT□	25.64.AT□
<b>Principle Dimensions in inches</b>						
Diameter	2.50	2.50	2.50	2.50	2.50	2.50
Height	5.85	5.85	6.40	5.85	5.85	6.40
Volume, cc	150	150	150	150	150	150
Weight, lbs	1.55	1.55	1.55	1.55	1.55	1.55
<b>Accessories</b>						
Mounting Bracket	MBSS21	MBSS21	MBSS21	MBSS21	MBSS21	MBSS21

#### Notes

(1) Material abbreviations, AL = Aluminum, SS = Stainless Steel

(2) Add suffix for other seal types, Chemraz = .C, Nitrile = .N, Kalrez = .K, EPDM = .E, Silicone = .S, (e.g. BB213.201.E)

(3) Replace the □ with the grade required, e.g. 25.64.5CK, 25.64.S20V, 25.64.T20

(4) Replace the □ with the type required, e.g. 25.64.AD01




<b>Materials</b>	<b>PTFE</b>
<b>Pressure</b>	<b>100 psi</b>
<b>Ports</b>	<b>1/8" or 1/4"</b>
<b>Element</b>	<b>12.32.□</b>

FF111 series filter housings are specified for 1/8" & 1/4" line size applications where a PTFE material is required. FF121 series housings should be considered for applications where a longer service life is needed.

Standard housings have NPT ports and a Viton seal. Other seal types are available as an option. BSPT and BSPP port types are also available.

Due to the nature of PTFE the housings are fitted with a 316L stainless steel collar on the head.



## Technical Specifications

Housing Model	FF111.101	FF111.111	FF111.201	FF111.221
Port Size	1/8" NPT	1/8" NPT	1/4" NPT	1/4" NPT
Drain	None	1/8" NPT	None	1/4" NPT
Maximum Pressure, psi	100	100	100	100
Maximum Temperature, °F	300	300	300	300
<b>Materials of Construction (1)</b>				
Head, Bowl & Internals	PTFE	PTFE	PTFE	PTFE
Seal (2)	Viton	Viton	Viton	Viton
Filter Element Code (3)	12.32.□	12.32.□	12.32.□	12.32.□
Adsorber Cartridge Code (4)	12.32.AT□	12.32.AT□	12.32.AT□	12.32.AT□
<b>Principle Dimensions in inches</b>				
Diameter	1.55	1.55	1.55	1.55
Height	3.15	3.15	3.15	3.15
Volume, cc	25	25	25	25
Weight, lbs	0.25	0.25	0.25	0.25
<b>Accessories</b>				
Mounting Bracket	MBSS11	MBSS11	MBSS11	MBSS11

### Notes

- (1) Material abbreviations, PTFE = Polytetrafluoroethane
- (2) Add suffix for other seal types, PTFE = .T, Chemraz = .C, Nitrile = N, Kalrez = .K, EPDM = .E, Silicone = .S, (e.g. FF111.221.T)
- (3) Replace the □ with the grade required, e.g. 12.32.5CK, 12.32.T20
- (4) Replace the □ with the type required, e.g. 12.32.AT01

<b>Materials</b>	<b>PTFE</b>
<b>Pressure</b>	<b>100 psi</b>
<b>Ports</b>	<b>1/8" or 1/4"</b>
<b>Element</b>	<b>12.57.□</b>

FF121 series filter housings are specified for 1/8" & 1/4" line size applications where a PTFE material is required. FF111 series housings should be considered for applications where the response time is critical.

Standard housings have NPT ports and a Viton seal. Other seal types are available as an option. BSPT and BSPP port types are also available.

Due to the nature of PTFE the housings are fitted with a 316L stainless steel collar on the head.



## Technical Specifications

Housing Model	FF121.101	FF121.111	FF121.201	FF121.221
Port Size	1/8" NPT	1/8" NPT	1/4" NPT	1/4" NPT
Drain	None	1/8" NPT	None	1/4" NPT
Maximum Pressure, psi	100	100	100	100
Maximum Temperature, °F	300	300	300	300
<b>Materials of Construction (1)</b>				
Head, Bowl & Internals	PTFE	PTFE	PTFE	PTFE
Seal (2)	Viton	Viton	Viton	Viton
Filter Element Code (3)	12.57.□	12.57.□	12.57.□	12.57.□
Adsorber Cartridge Code (4)	12.57.AT□	12.57.AT□	12.57.AT□	12.57.AT□
<b>Principle Dimensions in inches</b>				
Diameter	1.55	1.55	1.55	1.55
Height	4.15	4.15	4.15	4.15
Volume, cc	35	35	35	35
Weight, lbs	0.25	0.25	0.25	0.25
<b>Accessories</b>				
Mounting Bracket	MBSS11	MBSS11	MBSS11	MBSS11

### Notes

- (1) Material abbreviations, PTFE = Polytetrafluoroethane
- (2) Add suffix for other seal types, PTFE = .T, Chemraz = .C, Nitrile = N, Kalrez = .K, EPDM = .E, Silicone = .S, (e.g. FF121.221.T)
- (3) Replace the □ with the grade required, e.g. 12.57.5CK, 12.57.T20
- (4) Replace the □ with the type required, e.g. 12.57.AT01

<b>Materials</b>	<b>PTFE &amp; Pyrex Glass</b>
<b>Pressure</b>	<b>100 psi</b>
<b>Ports</b>	<b>1/8" or 1/4"</b>
<b>Element</b>	<b>12.57.□</b>

FG121 series filter housings are constructed from PTFE, but use a Pyrex glass bowl so that the element can be monitored. They are specified for 1/8" & 1/4" line size applications.

Standard housings have NPT ports and a Viton seal. Other seal types are available as an option. BSPT and BSPP port types are also available.

Due to the nature of PTFE the housings are fitted with a 316L stainless steel collar on the head.



## Technical Specifications

Housing Model	FG121.101	FG121.111	FG121.201	FG121.221
Port Size	1/8" NPT	1/8" NPT	1/4" NPT	1/4" NPT
Drain	None	1/8" NPT	None	1/4" NPT
Maximum Pressure, psi	100	100	100	100
Maximum Temperature, °F	300	300	300	300
<b>Materials of Construction (1)</b>				
Head & Internals	PTFE	PTFE	PTFE	PTFE
Bowl	Pyrex Glass	Pyrex Glass	Pyrex Glass	Pyrex Glass
Seals (2)	Viton	Viton	Viton	Viton
Filter Element Code (3)	12.57.□	12.57.□	12.57.□	12.57.□
Adsorber Cartridge Code (4)	12.57.AT□	12.57.AT□	12.57.AT□	12.57.AT□
<b>Principle Dimensions in inches</b>				
Diameter	1.95	1.95	1.95	1.95
Height	4.70	4.70	4.70	4.70
Volume, cc	63	63	63	63
Weight, lbs	0.25	0.25	0.25	0.25
<b>Accessories</b>				
Mounting Bracket	MBSS11	MBSS11	MBSS11	MBSS11

### Notes


- (1) Material abbreviations, PTFE = Polytetrafluoroethane
- (2) Add suffix for other seal types, PTFE = .T, Chemraz = .C, Nitrile = N, Kalrez = .K, EPDM = .E, Silicone = .S, (e.g. FG121.221.T)
- (3) Replace the □ with the grade required, e.g. 12.57.5CK, 12.57.T20
- (4) Replace the □ with the type required, e.g. 12.57.AT01

<b>Materials</b>	<b>PTFE</b>
<b>Pressure</b>	<b>100 psi</b>
<b>Ports</b>	<b>1/4" or 1/2"</b>
<b>Element</b>	<b>25.64.□</b>

FF211 series filter housings are specified for 1/4" & 1/2" line size applications where a PTFE material is required. FF111 or FF121 series housings should be considered for applications where response time is important. Where a longer service time is required the larger FF231 series housings are available.

Standard housings have NPT ports and a Viton seal. Other seal types are available as an option. BSPT and BSPP port types are also available.

Due to the nature of PTFE the housings are fitted with a 316L stainless steel collar on the head.



## Technical Specifications

Housing Model	FF211.201	FF211.221	FF211.401	FF211.421
Port Size	1/4" NPT	1/4" NPT	1/2" NPT	1/2" NPT
Drain	None	1/4" NPT	None	1/4" NPT
Maximum Pressure, psi	100	100	100	100
Maximum Temperature, °F	300	300	300	300
<b>Materials of Construction (1)</b>				
Head, Bowl & Internals	PTFE	PTFE	PTFE	PTFE
Seal (2)	Viton	Viton	Viton	Viton
Filter Element Code (3)	25.64.□	25.64.□	25.64.□	25.64.□
Adsorber Cartridge Code (4)	25.64.AT□	25.64.AT□	25.64.AT□	25.64.AT□
<b>Principle Dimensions in inches</b>				
Diameter	2.35	2.35	2.35	2.35
Height	5.05	5.05	5.05	5.05
Volume, cc	90	90	90	90
Weight, lbs	1.05	1.05	1.05	1.05
<b>Accessories</b>				
Mounting Bracket	MBSS21	MBSS21	MBSS21	MBSS21

### Notes

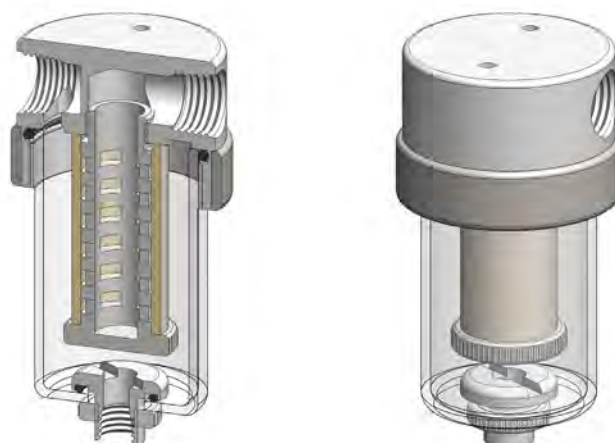
- (1) Material abbreviations, PTFE = Polytetrafluoroethane
- (2) Add suffix for other seal types, PTFE = .T, Chemraz = .C, Nitrile = N, Kalrez = .K, EPDM = .E, Silicone = .S, (e.g. FF211.221.T)
- (3) Replace the □ with the grade required, e.g. 25.64.5CK, 25.64.T20
- (4) Replace the □ with the type required, e.g. 25.64.AT01

<b>Materials</b>	<b>PTFE &amp; Pyrex Glass</b>
<b>Pressure</b>	<b>100 psi</b>
<b>Ports</b>	<b>1/4" or 1/2"</b>
<b>Element</b>	<b>25.64.□</b>

FG211 series filter housings are constructed from PTFE, but use a Pyrex glass bowl so that the element can be monitored. They are specified for 1/4" & 1/2" line size applications.

Standard housings have NPT ports and a Viton seal. Other seal types are available as an option. BSPT and BSPP port types are also available.

Due to the nature of PTFE the housings are fitted with a 316L stainless steel collar on the head.



## Technical Specifications

Housing Model	FG211.201	FG211.221	FG211.401	FG211.421
Port Size	1/4" NPT	1/4" NPT	1/2" NPT	1/2" NPT
Drain	None	1/4" NPT	None	1/4" NPT
Maximum Pressure, psi	100	100	100	100
Maximum Temperature, °F	300	300	300	300
<b>Materials of Construction (1)</b>				
Head & Internals	PTFE	PTFE	PTFE	PTFE
Bowl	Pyrex Glass	Pyrex Glass	Pyrex Glass	Pyrex Glass
Seals (2)	Viton	Viton	Viton	Viton
Filter Element Code (3)	25.64.□	25.64.□	25.64.□	25.64.□
Adsorber Cartridge Code (4)	25.64.AT□	25.64.AT□	25.64.AT□	25.64.AT□
<b>Principle Dimensions in inches</b>				
Diameter	2.70	2.70	2.70	2.70
Height	5.20	5.20	5.20	5.20
Volume, cc	115	115	115	115
Weight, lbs	1.15	1.15	1.15	1.15
<b>Accessories</b>				
Mounting Bracket	MBSS21	MBSS21	MBSS21	MBSS21

### Notes

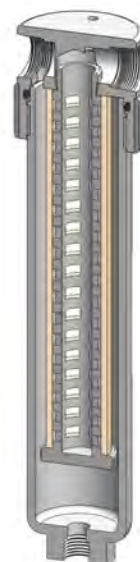
- (1) Material abbreviations, PTFE = Polytetrafluoroethane
- (2) Add suffix for other seal types, PTFE = .T, Chemraz = .C, Nitrile = N, Kalrez = .K, EPDM = .E, Silicone = .S, (e.g. FG211.221.T)
- (3) Replace the □ with the grade required, e.g. 25.64.5CK, 25.64.T20
- (4) Replace the □ with the type required, e.g. 25.64.AT01

<b>Materials</b>	<b>PTFE</b>
<b>Pressure</b>	<b>100 psi</b>
<b>Ports</b>	<b>1/4" or 1/2"</b>
<b>Element</b>	<b>25.178.□</b>

The FF231 series filter housings are specified for high flow 1/4" & 1/2" line size applications where a PTFE material is required. FF111, FF121 or FF211 series housings should be considered for applications where response time is important or flow rates are lower.

Standard housings have NPT ports and a Viton seal. Other seal types are available as an option. BSPT and BSPP port types are also available.

Due to the nature of PTFE the housings are fitted with a 316L stainless steel collar on the head.



## Technical Specifications

Housing Model	FF231.201	FF231.221	FF231.401	FF231.421
Port Size	1/4" NPT	1/4" NPT	1/2" NPT	1/2" NPT
Drain	None	1/4" NPT	None	1/4" NPT
Maximum Pressure, psi	100	100	100	100
Maximum Temperature, °F	300	300	300	300
<b>Materials of Construction (1)</b>				
Head, Bowl & Internals	PTFE	PTFE	PTFE	PTFE
Seals (2)	Viton	Viton	Viton	Viton
Filter Element Code (3)	25.178.□	25.178.□	25.178.□	25.178.□
Adsorber Cartridge Code (4)	25.178.AT□	25.178.AT□	25.178.AT□	25.178.AT□
<b>Principle Dimensions in inches</b>				
Diameter	2.35	2.35	2.35	2.35
Height	10.35	10.35	10.35	10.35
Volume, cc	90	90	90	90
Weight, lbs	1.55	1.55	1.55	1.55
<b>Accessories</b>				
Mounting Bracket	MBSS21	MBSS21	MBSS21	MBSS21

### Notes

(1) Material abbreviations, PTFE = Polytetrafluoroethane

(2) Add suffix for other seal types, PTFE = .T, Chemraz = .C, Nitrile = N, Kalrez = .K, EPDM = .E, Silicone = .S, (e.g. FF231.221.T)

(3) Replace the □ with the grade required, e.g. 25.178.5CK, 25.178.T20

(4) Replace the □ with the type required, e.g. 25.178.AT01

# NN112

## Polyamide Filter Housing

**Materials** Polyamide  
**Pressure** 150 psi  
**Ports** 1/8" or 1/4"  
**Element** 12.32.□

NN112 series filter housings are constructed entirely from polyamide - the bowl uses a clear polyamide. They are supplied with 1/8" or 1/4" ports and a range of drain options. These housings are suitable for compressed air systems and general filtration applications.

Standard housings have NPT ports and Viton seals. Other seal types are available as an option. BSPT and BSPP port types are also available.



### Technical Specifications

Housing Model	NN112.101	NN112.111	NN112.161	NN112.201	NN112.211	NN112.261
Port Size	1/8" NPT	1/8" NPT	1/8" NPT	1/4" NPT	1/4" NPT	1/4" NPT
Drain	None	1/8" NPT	Manual	None	1/8" NPT	Manual
Maximum Pressure, psi	150	150	150	150	150	150
Maximum Temperature, °F	120	120	120	120	120	120
<b>Materials of Construction (1)</b>						
Head, Bowl & Internals	PA	PA	PA	PA	PA	PA
Seals (2)	Viton	Viton	Viton	Viton	Viton	Viton
Filter Element Code (3)	12.32.□	12.32.□	12.32.□	12.32.□	12.32.□	12.32.□
Adsorber Cartridge Code (4)	12.32.AT□	12.32.AT□	12.32.AT□	12.32.AT□	12.32.AT□	12.32.AT□
<b>Principle Dimensions in inches</b>						
Diameter	1.75	1.75	1.75	1.75	1.75	1.75
Height	3.80	3.80	4.35	3.80	3.80	4.35
Volume, cc	45	45	45	45	45	45
Weight, lbs	0.10	0.10	0.10	0.10	0.10	0.10
<b>Accessories</b>						
Mounting Bracket	MBSS11	MBSS11	MBSS11	MBSS11	MBSS11	MBSS11

#### Notes

(1) Material abbreviations, PA = Polyamide

(2) Add suffix for other seal types, Chemraz = .C, Nitrile = N, Kalrez = .K, EPDM = .E, Silicone = .S, (e.g. NN112.221.E)

(3) Replace the □ with the grade required, e.g. 12.32.5CK, 12.32.T20

(4) Replace the □ with the type required, e.g. 12.32.AT01



# NN122

## Polyamide Filter Housing

**Materials** Polyamide  
**Pressure** 150 psi  
**Ports** 1/8" or 1/4"  
**Element** 12.57.□

NN12 series filter housings are constructed entirely from polyamide - the bowl uses a clear polyamide. They are supplied with 1/8" or 1/4" ports and a range of drain options. These housings are suitable for compressed air systems and general filtration applications.

Standard housings have NPT ports and Viton seals. Other seal types are available as an option. BSPT and BSPP port types are also available.



### Technical Specifications

Housing Model	NN122.101	NN122.111	NN122.161	NN122.201	NN122.211	NN122.261
Port Size	1/8" NPT	1/8" NPT	1/8" NPT	1/4" NPT	1/4" NPT	1/4" NPT
Drain	None	1/8" NPT	Manual	None	1/8" NPT	Manual
Maximum Pressure, psi	150	150	150	150	150	150
Maximum Temperature, °F	120	120	120	120	120	120
<b>Materials of Construction (1)</b>						
Head, Bowl & Internals	PA	PA	PA	PA	PA	PA
Seals (2)	Viton	Viton	Viton	Viton	Viton	Viton
Filter Element Code (3)	12.57.□	12.57.□	12.57.□	12.57.□	12.57.□	12.57.□
Adsorber Cartridge Code (4)	12.57.AT□	12.57.AT□	12.57.AT□	12.57.AT□	12.57.AT□	12.57.AT□
<b>Principle Dimensions in inches</b>						
Diameter	1.75	1.75	1.75	1.75	1.75	1.75
Height	4.45	4.45	5.00	4.45	4.45	5.00
Volume, cc	55	55	55	55	55	55
Weight, lbs	0.10	0.10	0.10	0.10	0.10	0.10
<b>Accessories</b>						
Mounting Bracket	MBSS11	MBSS11	MBSS11	MBSS11	MBSS11	MBSS11

#### Notes

(1) Material abbreviations, PA = Polyamide

(2) Add suffix for other seal types, Chemraz = .C, Nitrile = N, Kalrez = .K, EPDM = .E, Silicone = .S, (e.g. NN122.221.E)

(3) Replace the □ with the grade required, e.g. 12.57.5CK, 12.57.T20

(4) Replace the □ with the type required, e.g. 12.57.AT01

# NN122.F

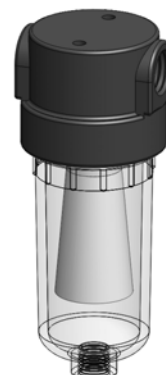
## Float Valve Housing

**Materials** Polyamide  
**Pressure** 150 psi  
**Ports** 1/8" or 1/4"

NN122.F series float valve housings are based on our standard NN122 series and have a float valve to shut off the flow when collected liquids reach a certain level.

Float Valve housings are an essential filtration tool when gas is being drawn to an analyser or other instrument, preventing the carry-over of bulk liquids. Normally these are used after coalescing filter housing as a safety device.

Special and custom housings can also be supplied with internal arrangements to suit specific applications.



## Technical Specifications

Housing Model	NN122.101.F	NN122.111.F	NN122.161.F	NN122.201.F	NN122.211.F	NN122.261.F
Port Size	1/8" NPT	1/8" NPT	1/8" NPT	1/4" NPT	1/4" NPT	1/4" NPT
Drain	None	1/8" NPT	Manual	None	1/8" NPT	Manual
Maximum Pressure, psi	150	150	150	150	150	150
Maximum Temperature, °F	120	120	120	120	120	120
<b>Materials of Construction (1)</b>						
Head, Bowl & Internals	PA	PA	PA	PA	PA	PA
Seals (2)	Viton	Viton	Viton	Viton	Viton	Viton
<b>Principle Dimensions in inches</b>						
Diameter	1.75	1.75	1.75	1.75	1.75	1.75
Height	4.45	4.45	5.00	4.45	4.45	5.00
Volume, cc	55	55	55	55	55	55
Weight, lbs	0.10	0.10	0.10	0.10	0.10	0.10
<b>Accessories</b>						
Mounting Bracket	MBSS11	MBSS11	MBSS11	MBSS11	MBSS11	MBSS11

### Notes

(1) Material abbreviations, PA = Polyamide

(2) Add suffix for other seal types, Chemraz = .C, Nitrile = N, Kalrez = .K, EPDM = .E, Silicone = .S, (e.g. NN122.221.E)

# NL121

## Polyamide Filter Housing

**Materials** Polyamide  
**Pressure** 100 psi  
**Ports** Ø1/4" or 1/8" NPT  
**Element** 12.57.□

NL121 series filter housings are constructed entirely from polyamide - the bowl uses a clear polyamide. They are supplied with 1/8" NPT ports or push-on type spigots. These housings are designed for coalescing applications and are ideal for portable analyzers.

Standard housings have a Viton seal. Other seal types are available as an option. BSPT and BSPP port types are also available.



### Technical Specifications

Housing Model	NL121.111	NL121.161	NL121.229	NL121.269
Port Size	1/8" NPT	1/8" NPT	Ø 1/4" Spigot	Ø 1/4" Spigot
Drain	1/8" NPT	Manual	Ø 1/4" Spigot	Manual
Maximum Pressure, psi	100	100	100	100
Maximum Temperature, °F	120	120	120	120
<b>Materials of Construction (1)</b>				
Head, Bowl & Internals	PA	PA	PA	PA
Seals (2)	Viton	Viton	Viton	Viton
Filter Element Code (3)	12.57.□	12.57.□	12.57.□	12.57.□
<b>Principle Dimensions in inches</b>				
Diameter	1.75	1.75	1.75	1.75
Height	3.20	3.20	5.15	5.15
Volume, cc	55	55	55	55
Weight, lbs	0.10	0.10	0.10	0.10

#### Notes

(1) Material abbreviations, PA = Polyamide

(2) Add suffix for other seal types, Chemraz = .C, Nitrile = N, Kalrez = .K, EPDM = .E, Silicone = .S, (e.g. NL121.111.E)

(3) Replace the □ with the grade required, e.g. 12.57.5CK, 12.57.T20

# NL141

## Twin Polyamide Filter Housing

**Materials** Polyamide  
**Pressure** 100 psi  
**Ports** Ø1/4" or 1/8" NPT  
**Element** 12.32.□ & 12.35.□

NL141 series filter housings are constructed entirely from polyamide - the bowl uses a clear polyamide. They are supplied with 1/8" NPT ports or push-on type spigots.

The twin-element design allows both a coalescing element and particulate element to be installed in a single housing making them ideal for portable analyser applications.

Standard housings have a Viton seal. Other seal types are available as an option. BSPT and BSPP port types are also available.



## Technical Specifications

### Housing Model

### NL141.111

### NL121.269

Port Size	1/8" NPT	Ø 1/4" Spigot
Drain	1/8" NPT	Manual
Maximum Pressure, psi	100	100
Maximum Temperature, °F	120	120
<b>Materials of Construction (1)</b>		
Head, Bowl & Internals	PA	PA
Seals (2)	Viton	Viton
Filter Element Code - 1st Stage (3)	12.32.□	12.32.□
Filter Element Code - 2nd Stage	12.35.□	12.35.□
<b>Principle Dimensions in inches</b>		
Diameter	1.75	1.75
Height	4.70	4.70
Volume, cc	55	55
Weight, lbs	0.10	0.10

### Notes

(1) Material abbreviations, PA = Polyamide

(2) Add suffix for other seal types, Chemraz = .C, Nitrile = N, Kalrez = .K, EPDM = .E, Silicone = .S, (e.g. NL141.111.E)

(3) Replace the □ with the grade required, e.g. 12.35.8CK, & 12.32.6K

# NT Series

## Twin Polyamide Filter Housing

<b>Materials</b>	<b>Polyamide</b>
<b>Pressure</b>	<b>100 psi</b>
<b>Ports</b>	<b>1/4"</b>
<b>Element</b>	<b>12.32.□ &amp; 12.57.□</b>

NT series twin filter housings have two elements and bowls fitted to a single head. The first stage is a pre-filter or coalescing element and the second stage a particulate element.

They are constructed entirely from polyamide and the bowls use a clear polyamide.

They are supplied with 1/4" ports and have a range of drain options. There are two mounting holes in the back face of the head for neat installation.

Standard housings have Viton seals. Other seal types are available as an option. BSPT and BSPP port types are also available.



### Technical Specifications

Housing Model	NT1111.2601	NT1111.2101	NT1211.2601	NT1211.2101	NT1221.2601	NT1221.2101
Port Size	1/4" NPT	1/4" NPT	1/4" NPT	1/4" NPT	1/4" NPT	1/4" NPT
Drain - 1st Stage	Manual	1/8" NPT	Manual	1/8" NPT	Manual	1/8" NPT
Drain - 2nd Stage	None	None	None	None	None	None
Maximum Pressure, psi	100	100	100	100	100	100
Maximum Temperature, °F	120	120	120	120	120	120
<b>Materials of Construction (1)</b>						
Head, Bowl & Internals	PA	PA	PA	PA	PA	PA
Seals (2)	Viton	Viton	Viton	Viton	Viton	Viton
Filter Element Code - 1st Stage (3)	12.32.□	12.32.□	12.57.□	12.57.□	12.57.□	12.57.□
Filter Element Code - 2nd Stage	12.32.□	12.32.□	12.32.□	12.32.□	12.57.□	12.57.□
<b>Principle Dimensions in inches</b>						
Length over ports	3.55	3.55	3.55	3.55	3.55	3.55
Height	3.15	3.15	3.75	3.75	3.75	3.75
Volume, cc	95	95	100	100	105	105
Weight, lbs	0.45	0.45	0.45	0.45	0.45	0.45

#### Notes

(1) Material abbreviations, PA = Polyamide

(2) Add suffix for other seal types, Chemraz = .C, Nitrile = N, Kalrez = .K, EPDM = .E, Silicone = .S, (e.g. NT1111.2101.E)

(3) Replace the □ with the grade required, e.g. 12.32.8CK & 12.32.6K

# NNS241

## Inverted Polyamide Filter Housing

<b>Materials</b>	<b>Polyamide</b>
<b>Pressure</b>	<b>100 psi</b>
<b>Ports</b>	<b>1/8" &amp; 1/4"</b>
<b>Element</b>	<b>25.30.□ &amp; 25.35.□</b>

NNS filter housings are constructed from polyamide and the bowl also uses a clear polyamide.

The housings are fitted with a coalescing pre-filter and a particulate filter that are of different lengths making incorrect installation impossible. The short bowl gives a low internal volume for fast response times.

The housing is designed so the ports and drain connection are all arranged in the head. This means that the drain does not have to be disconnected to change the filter element.

Standard housings have NPT ports and Viton seals.



### Technical Specifications

#### Housing Model

#### NNS241.111

#### NNS241.211

Port Size	1/8" NPT	1/4" NPT
Drain	1/8" NPT	1/4" NPT
Maximum Pressure, psi	100	100
Maximum Temperature, °F	120	120
<b>Materials of Construction (1)</b>		
Head, Bowl & Internals	PA	PA
Seals (2)	Viton	Viton
Filter Element Code - 1st Stage (3)	25.35.□	25.35.□
Filter Element Code - 2nd Stage	25.30.□	25.30.□
<b>Principle Dimensions in inches</b>		
Diameter	62	62
Height	108	108
Volume, cc	115	115
Weight, lbs	0.2	0.2

#### Notes

(1) Material abbreviations, PA = Polyamide

(2) Add suffix for other seal types, Chemraz = .C, Nitrile = N, Kalrez = .K, EPDM = .E, Silicone = .S, (e.g. NNS241.211.E)

(3) Replace the □ with the grade required, e.g. 25.35.8CK, 25.30.6K

# NN212

## Polyamide Filter Housing

<b>Materials</b>	<b>Polyamide</b>
<b>Pressure</b>	<b>150 psi</b>
<b>Ports</b>	<b>1/4" or 1/2"</b>
<b>Element</b>	<b>25.64.□</b>

NN212 series filter housings are constructed entirely from polyamide - the bowl uses a clear polyamide. They are supplied with 1/8" or 1/4" ports and a range of drain options. These housings are suitable for compressed air systems and general filtration applications.

Standard housings have NPT ports and Viton seals. Other seal types are available as an option. BSPT and BSPP port types are also available.



### Technical Specifications

Housing Model	NN212.201	NN212.221	NN212.261	NN212.401	NN212.421	NN212.461
Port Size	1/4" NPT	1/4" NPT	1/4" NPT	1/2" NPT	1/2" NPT	1/2" NPT
Drain	None	1/4" NPT	Manual	None	1/4" NPT	Manual
Maximum Pressure, psi	150	150	150	150	150	150
Maximum Temperature, °F	120	120	120	120	120	120
<b>Materials of Construction (1)</b>						
Head, Bowl & Internals	PA	PA	PA	PA	PA	PA
Seals (2)	Viton	Viton	Viton	Viton	Viton	Viton
Filter Element Code (3)	25.64.□	25.64.□	25.64.□	25.64.□	25.64.□	25.64.□
Adsorber Cartridge Code (4)	25.64.AT□	25.64.AT□	25.64.AT□	25.64.AT□	25.64.AT□	25.64.AT□
<b>Principle Dimensions in inches</b>						
Diameter	2.55	2.55	2.55	2.55	2.55	2.55
Height	5.80	5.80	6.25	5.80	5.80	6.25
Volume, cc	145	145	145	145	145	145
Weight, lbs	0.45	0.45	0.45	0.45	0.45	0.45
<b>Accessories</b>						
Mounting Bracket	MBSS21	MBSS21	MBSS21	MBSS21	MBSS21	MBSS21

#### Notes

(1) Material abbreviations, PA = Polyamide

(2) Add suffix for other seal types, Chemraz = .C, Nitrile = N, Kalrez = .K, EPDM = .E, Silicone = .S, (e.g. NN212.221.E)

(3) Replace the □ with the grade required, e.g. 25.64.5CK, 25.64.T20

(4) Replace the □ with the type required, e.g. 25.64.AT01



# NN212.F

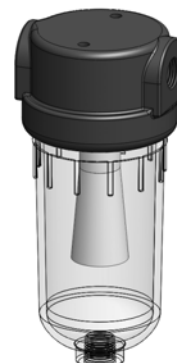
## Float Valve Housing

**Materials** Polyamide  
**Pressure** 150 psi  
**Ports** 1/4" or 1/2"

NN212.F series float valve housings are based on our standard NN212 series and have a float valve to shut off the flow when collected liquids reach a certain level.

Float Valve housings are an essential filtration tool when gas is being drawn to an analyser or other instrument, preventing the carry-over of bulk liquids. Normally these are used after coalescing filter housing as a safety device.

Special and custom housings can also be supplied with internal arrangements to suit specific applications.



## Technical Specifications

Housing Model	NN212.201	NN212.221	NN212.261	NN212.401	NN212.421	NN212.461
Port Size	1/4" NPT	1/4" NPT	1/4" NPT	1/2" NPT	1/2" NPT	1/2" NPT
Drain	None	1/4" NPT	Manual	None	1/4" NPT	Manual
Maximum Pressure, psi	150	150	150	150	150	150
Maximum Temperature, °F	120	120	120	120	120	120
<b>Materials of Construction (1)</b>						
Head, Bowl & Internals	PA	PA	PA	PA	PA	PA
Seals (2)	Viton	Viton	Viton	Viton	Viton	Viton
<b>Principle Dimensions in inches</b>						
Diameter	2.55	2.55	2.55	2.55	2.55	2.55
Height	5.80	5.80	6.25	5.80	5.80	6.25
Volume, cc	145	145	145	145	145	145
Weight, lbs	0.45	0.45	0.45	0.45	0.45	0.45
<b>Accessories</b>						
Mounting Bracket	MBSS21	MBSS21	MBSS21	MBSS21	MBSS21	MBSS21

### Notes

(1) Material abbreviations, PA = Polyamide

(2) Add suffix for other seal types, Chemraz = .C, Nitrile = N, Kalrez = .K, EPDM = .E, Silicone = .S, (e.g. NN212.221.E)

# NN232

## Polyamide Filter Housing

**Materials** Polyamide  
**Pressure** 150 psi  
**Ports** 1/4" or 1/2"  
**Element** 25.178.□

NN232 series filter housings are constructed entirely from polyamide - the bowl uses a clear polyamide. They are supplied with 1/8" or 1/4" ports and a range of drain options. These housings are suitable for compressed air systems and general filtration applications.

Standard housings have NPT ports and Viton seals. Other seal types are available as an option. BSPT and BSPP port types are also available.



### Technical Specifications

Housing Model	NN232.201	NN232.221	NN232.261	NN232.401	NN232.421	NN232.461
Port Size	1/4" NPT	1/4" NPT	1/4" NPT	1/2" NPT	1/2" NPT	1/2" NPT
Drain	None	1/4" NPT	Manual	None	1/4" NPT	Manual
Maximum Pressure, psi	150	150	150	150	150	150
Maximum Temperature, °F	120	120	120	120	120	120
<b>Materials of Construction (1)</b>						
Head, Bowl & Internals	PA	PA	PA	PA	PA	PA
Seals (2)	Viton	Viton	Viton	Viton	Viton	Viton
Filter Element Code (3)	25.178.□	25.178.□	25.178.□	25.178.□	25.178.□	25.178.□
Adsorber Cartridge Code (4)	25.178.AT□	25.178.AT□	25.178.AT□	25.178.AT□	25.178.AT□	25.178.AT□
<b>Principle Dimensions in inches</b>						
Diameter	2.55	2.55	2.55	2.55	2.55	2.55
Height	9.70	9.70	10.15	9.70	9.70	10.15
Volume, cc	310	310	310	310	310	310
Weight, lbs	0.55	0.55	0.55	0.55	0.55	0.55
<b>Accessories</b>						
Mounting Bracket	MBSS21	MBSS21	MBSS21	MBSS21	MBSS21	MBSS21

#### Notes


- (1) Material abbreviations, PA = Polyamide
- (2) Add suffix for other seal types, Chemraz = .C, Nitrile = N, Kalrez = .K, EPDM = .E, Silicone = .S, (e.g. NN213.221.E)
- (3) Replace the □ with the grade required, e.g. 25.178.5CK, 25.178.T20
- (4) Replace the □ with the type required, e.g. 25.178.AT01

<b>Materials</b>	<b>Polypropylene</b>
<b>Pressure</b>	<b>100 psi</b>
<b>Ports</b>	<b>1/8" or 1/4"</b>
<b>Element</b>	<b>12.32.□</b>

PP111 series filter housings are constructed entirely from polypropylene. They are supplied with 1/8" or 1/4" ports and have a range of drain options.

These housings are specified where a good chemical resistance is required.

Standard housings have NPT ports and a Viton seal. Other seal types are available as an option. BSPT and BSPP port types are also available.



## Technical Specifications

Housing Model	PP111.101	PP111.111	PP111.161	PP111.201	PP111.211	PP111.261
Port Size	1/8" NPT	1/8" NPT	1/8" NPT	1/4" NPT	1/4" NPT	1/4" NPT
Drain	None	1/8" NPT	Manual	None	1/8" NPT	Manual
Maximum Pressure, psi	100	100	100	100	100	100
Maximum Temperature, °F	120	120	120	120	120	120
<b>Materials of Construction (1)</b>						
Head, Bowl & Internals	PP	PP	PP	PP	PP	PP
Seals (2)	Viton	Viton	Viton	Viton	Viton	Viton
Filter Element Code (3)	12.32.□	12.32.□	12.32.□	12.32.□	12.32.□	12.32.□
Adsorber Cartridge Code (4)	12.32.AT□	12.32.AT□	12.32.AT□	12.32.AT□	12.32.AT□	12.32.AT□
<b>Principle Dimensions in inches</b>						
Diameter	1.75	1.75	1.75	1.75	1.75	1.75
Height	3.80	3.80	4.35	3.80	3.80	4.35
Volume, cc	45	45	45	45	45	45
Weight, lbs	0.10	0.10	0.10	0.10	0.10	0.10
<b>Accessories</b>						
Mounting Bracket	MBSS11	MBSS11	MBSS11	MBSS11	MBSS11	MBSS11

### Notes


- (1) Material abbreviations, PP = Polypropylene
- (2) Add suffix for other seal types, Chemraz = .C, Nitrile = N, Kalrez = .K, EPDM = .E, Silicone = .S, (e.g. PP111.221.E)
- (3) Replace the □ with the grade required, e.g. 12.32.5CK, 12.57.T20
- (4) Replace the □ with the type required, e.g. 12.57.AT01

<b>Materials</b>	<b>Polypropylene</b>
<b>Pressure</b>	<b>100 psi</b>
<b>Ports</b>	<b>1/8" or 1/4"</b>
<b>Element</b>	<b>12.57.□</b>

PP121 series filter housings are constructed entirely from polypropylene. They are supplied with 1/8" or 1/4" ports and have a range of drain options.

These housings are specified where a good chemical resistance is required.

Standard housings have NPT ports and a Viton seal. Other seal types are available as an option. BSPT and BSPP port types are also available.



## Technical Specifications

Housing Model	PP121.101	PP121.111	PP121.161	PP121.201	PP121.211	PP121.261
Port Size	1/8" NPT	1/8" NPT	1/8" NPT	1/4" NPT	1/4" NPT	1/4" NPT
Drain	None	1/8" NPT	Manual	None	1/8" NPT	Manual
Maximum Pressure, psi	100	100	100	100	100	100
Maximum Temperature, °F	120	120	120	120	120	120
<b>Materials of Construction (1)</b>						
Head, Bowl & Internals	PP	PP	PP	PP	PP	PP
Seals (2)	Viton	Viton	Viton	Viton	Viton	Viton
Filter Element Code (3)	12.57.□	12.57.□	12.57.□	12.57.□	12.57.□	12.57.□
Adsorber Cartridge Code (4)	12.57.AT□	12.57.AT□	12.57.AT□	12.57.AT□	12.57.AT□	12.57.AT□
<b>Principle Dimensions in inches</b>						
Diameter	1.75	1.75	1.75	1.75	1.75	1.75
Height	4.45	4.45	5.00	4.45	4.45	5.00
Volume, cc	55	55	55	55	55	55
Weight, lbs	0.10	0.10	0.10	0.10	0.10	0.10
<b>Accessories</b>						
Mounting Bracket	MBSS11	MBSS11	MBSS11	MBSS11	MBSS11	MBSS11

### Notes


- (1) Material abbreviations, PP = Polypropylene
- (2) Add suffix for other seal types, Chemraz = .C, Nitrile = N, Kalrez = .K, EPDM = .E, Silicone = .S, (e.g. PP121.221.E)
- (3) Replace the □ with the grade required, e.g. 12.57.5CK, 12.57.T20
- (4) Replace the □ with the type required, e.g. 12.57.AT01

**Materials** Polypropylene  
**Pressure** 100 psi  
**Ports** 1/4" or 1/2"  
**Element** 25.64.□

PP211 series filter housings are constructed entirely from polypropylene. They are supplied with 1/4" or 1/2" ports and have a range of drain options.

These housings are specified where a good chemical resistance is required.

Standard housings have NPT ports and a Viton seal. Other seal types are available as an option. BSPT and BSPP port types are also available.



## Technical Specifications

Housing Model	PP211.201	PP211.221	PP211.261	PP211.401	PP211.421	PP211.461
Port Size	1/4" NPT	1/4" NPT	1/4" NPT	1/2" NPT	1/2" NPT	1/2" NPT
Drain	None	1/4" NPT	Manual	None	1/4" NPT	Manual
Maximum Pressure, psi	100	100	100	100	100	100
Maximum Temperature, °F	120	120	120	120	120	120
<b>Materials of Construction (1)</b>						
Head, Bowl & Internals	PP	PP	PP	PP	PP	PP
Seals (2)	Viton	Viton	Viton	Viton	Viton	Viton
Filter Element Code (3)	25.64.□	25.64.□	25.64.□	25.64.□	25.64.□	25.64.□
Adsorber Cartridge Code (4)	25.64.AT□	25.64.AT□	25.64.AT□	25.64.AT□	25.64.AT□	25.64.AT□
<b>Principle Dimensions in inches</b>						
Diameter	2.55	2.55	2.55	2.55	2.55	2.55
Height	5.80	5.80	6.25	5.80	5.80	6.25
Volume, cc	145	145	145	145	145	145
Weight, lbs	0.45	0.45	0.45	0.45	0.45	0.45
<b>Accessories</b>						
Mounting Bracket	MBSS21	MBSS21	MBSS21	MBSS21	MBSS21	MBSS21

### Notes


- (1) Material abbreviations, PP = Polypropylene
- (2) Add suffix for other seal types, Chemraz = .C, Nitrile = N, Kalrez = .K, EPDM = .E, Silicone = .S, (e.g. PP211.221.E)
- (3) Replace the □ with the grade required, e.g. 25.64.5CK, 25.64.T20
- (4) Replace the □ with the type required, e.g. 25.64.AT01

<b>Materials</b>	<b>Polypropylene</b>
<b>Pressure</b>	<b>100 psi</b>
<b>Ports</b>	<b>1/4" or 1/2"</b>
<b>Element</b>	<b>25.178.□</b>

PP231 series filter housings are constructed entirely from polypropylene. They are supplied with 1/8" or 1/4" ports and have a range of drain options.

These housings are specified where a good chemical resistance is required.

Standard housings have NPT ports and a Viton seal. Other seal types are available as an option. BSPT and BSPP port types are also available.



## Technical Specifications

Housing Model	PP231.201	PP231.221	PP231.261	PP231.401	PP231.421	PP231.461
Port Size	1/4" NPT	1/4" NPT	1/4" NPT	1/2" NPT	1/2" NPT	1/2" NPT
Drain	None	1/4" NPT	Manual	None	1/4" NPT	Manual
Maximum Pressure, psi	100	100	100	100	100	100
Maximum Temperature, °F	120	120	120	120	120	120
<b>Materials of Construction (1)</b>						
Head, Bowl & Internals	PP	PP	PP	PP	PP	PP
Seals (2)	Viton	Viton	Viton	Viton	Viton	Viton
Filter Element Code (3)	25.178.□	25.178.□	25.178.□	25.178.□	25.178.□	25.178.□
Adsorber Cartridge Code (4)	25.178.AT□	25.178.AT□	25.178.AT□	25.178.AT□	25.178.AT□	25.178.AT□
<b>Principle Dimensions in inches</b>						
Diameter	2.55	2.55	2.55	2.55	2.55	2.55
Height	9.70	9.70	10.15	9.70	9.70	10.15
Volume, cc	310	310	310	310	310	310
Weight, lbs	0.55	0.55	0.55	0.55	0.55	0.55
<b>Accessories</b>						
Mounting Bracket	MBSS21	MBSS21	MBSS21	MBSS21	MBSS21	MBSS21

### Notes


- (1) Material abbreviations, PP = Polypropylene
- (2) Add suffix for other seal types, Chemraz = .C, Nitrile = N, Kalrez = .K, EPDM = .E, Silicone = .S, (e.g. PP231.221.E)
- (3) Replace the □ with the grade required, e.g. 25.178.5CK, 25.178.T20
- (4) Replace the □ with the type required, e.g. 25.178.AT01

<b>Materials</b>	<b>PVDF</b>
<b>Pressure</b>	<b>100 psi</b>
<b>Ports</b>	<b>1/8" or 1/4"</b>
<b>Element</b>	<b>12.57.□</b>

KK121 series filter housings are constructed entirely from PVDF. They are supplied with 1/8" or 1/4" ports and have a range of drain options.

These housings are specified where a good chemical resistance is required.

Standard housings have NPT ports and a Viton seal. Other seal types are available as an option. BSPT and BSPP port types are also available.



## Technical Specifications

Housing Model	KK121.101	KK121.111	KK121.161	KK121.201	KK121.211	KK121.261
Port Size	1/8" NPT	1/8" NPT	1/8" NPT	1/4" NPT	1/4" NPT	1/4" NPT
Drain	None	1/8" NPT	Manual	None	1/8" NPT	Manual
Maximum Pressure, psi	100	100	100	100	100	100
Maximum Temperature, °F	250	250	250	250	250	250
<b>Materials of Construction (1)</b>						
Head, Bowl & Internals	PVDF	PVDF	PVDF	PVDF	PVDF	PVDF
Seals (2)	Viton	Viton	Viton	Viton	Viton	Viton
Filter Element Code (3)	12.57.□	12.57.□	12.57.□	12.57.□	12.57.□	12.57.□
Adsorber Cartridge Code (4)	12.57.AT□	12.57.AT□	12.57.AT□	12.57.AT□	12.57.AT□	12.57.AT□
<b>Principle Dimensions in inches</b>						
Diameter	1.75	1.75	1.75	1.75	1.75	1.75
Height	4.45	4.45	5.00	4.45	4.45	5.00
Volume, cc	55	55	55	55	55	55
Weight, lbs	0.15	0.15	0.15	0.15	0.15	0.15
<b>Accessories</b>						
Mounting Bracket	MBSS11	MBSS11	MBSS11	MBSS11	MBSS11	MBSS11

### Notes

- (1) Material abbreviations, PVDF = Polyvinylidenedifluoride
- (2) Add suffix for other seal types, PTFE = .T, Chemraz = .C, Nitrile = N, Kalrez = .K, EPDM = .E, Silicone = .S, (e.g. KK121.221.T)
- (3) Replace the □ with the grade required, e.g. 12.57.5CK, 12.57.T20
- (4) Replace the □ with the type required, e.g. 12.57.AT01




**Materials** PVDF  
**Pressure** 100 psi  
**Ports** 1/4" or 1/2"  
**Element** 25.64.□

KK211 series filter housings are constructed entirely from PVDF. They are supplied with 1/4" or 1/2" ports and have a range of drain options.

These housings are specified where a good chemical resistance is required.

Standard housings have NPT ports and a Viton seal. Other seal types are available as an option. BSPT and BSPP port types are also available.



### Technical Specifications

Housing Model	KK211.201	KK211.221	KK211.261	KK211.401	KK211.421	KK211.461
Port Size	1/4" NPT	1/4" NPT	1/4" NPT	1/2" NPT	1/2" NPT	1/2" NPT
Drain	None	1/4" NPT	Manual	None	1/4" NPT	Manual
Maximum Pressure, psi	100	100	100	100	100	100
Maximum Temperature, °F	250	250	250	250	250	250
<b>Materials of Construction (1)</b>						
Head, Bowl & Internals	PVDF	PVDF	PVDF	PVDF	PVDF	PVDF
Seals (2)	Viton	Viton	Viton	Viton	Viton	Viton
Filter Element Code (3)	25.64.□	25.64.□	25.64.□	25.64.□	25.64.□	25.64.□
Adsorber Cartridge Code (4)	25.64.AT□	25.64.AT□	25.64.AT□	25.64.AT□	25.64.AT□	25.64.AT□
<b>Principle Dimensions in inches</b>						
Diameter	2.55	2.55	2.55	2.55	2.55	2.55
Height	5.80	5.80	6.25	5.80	5.80	6.25
Volume, cc	145	145	145	145	145	145
Weight, lbs	0.45	0.45	0.45	0.45	0.45	0.45
<b>Accessories</b>						
Mounting Bracket	MBSS21	MBSS21	MBSS21	MBSS21	MBSS21	MBSS21

#### Notes


- (1) Material abbreviations, PVDF = Polyvinylidenedifluoride
- (2) Add suffix for other seal types, PTFE = .T, Chemraz = .C, Nitrile = N, Kalrez = .K, EPDM = .E, Silicone = .S, (e.g. FF211.221.T)
- (3) Replace the □ with the grade required, e.g. 25.64.5CK, 25.64.T20
- (4) Replace the □ with the type required, e.g. 25.64.AT01

<b>Materials</b>	<b>PVDF</b>
<b>Pressure</b>	<b>100 psi</b>
<b>Ports</b>	<b>1/4" or 1/2"</b>
<b>Element</b>	<b>25.178.□</b>

KK231 series filter housings are constructed entirely from PVDF. They are supplied with 1/4" or 1/2" ports and have a range of drain options.

These housings are specified where a good chemical resistance is required.

Standard housings have NPT ports and a Viton seal. Other seal types are available as an option. BSPT and BSPP port types are also available.



## Technical Specifications

Housing Model	KK231.201	KK231.221	KK231.261	KK231.401	KK231.421	KK231.461
Port Size	1/4" NPT	1/4" NPT	1/4" NPT	1/2" NPT	1/2" NPT	1/2" NPT
Drain	None	1/4" NPT	Manual	None	1/4" NPT	Manual
Maximum Pressure, psi	100	100	100	100	100	100
Maximum Temperature, °F	250	250	250	250	250	250
<b>Materials of Construction (1)</b>						
Head, Bowl & Internals	PVDF	PVDF	PVDF	PVDF	PVDF	PVDF
Seals (2)	Viton	Viton	Viton	Viton	Viton	Viton
Filter Element Code (3)	25.178.□	25.178.□	25.178.□	25.178.□	25.178.□	25.178.□
Adsorber Cartridge Code (4)	25.178.AT□	25.178.AT□	25.178.AT□	25.178.AT□	25.178.AT□	25.178.AT□
<b>Principle Dimensions in inches</b>						
Diameter	2.55	2.55	2.55	2.55	2.55	2.55
Height	9.70	9.70	10.15	9.70	9.70	10.15
Volume, cc	310	310	310	310	310	310
Weight, lbs	0.75	0.75	0.75	0.75	0.75	0.75
<b>Accessories</b>						
Mounting Bracket	MBSS21	MBSS21	MBSS21	MBSS21	MBSS21	MBSS21

### Notes

- (1) Material abbreviations, PVDF = Polyvinylidenedifluoride
- (2) Add suffix for other seal types, PTFE = .T, Chemraz = .C, Nitrile = N, Kalrez = .K, EPDM = .E, Silicone = .S, (e.g. KK231.221.T)
- (3) Replace the □ with the grade required, e.g. 25.178.5CK, 25.178.T20
- (4) Replace the □ with the type required, e.g. 25.178.AT01



## Contact Us

Classic Filters Ltd.  
Sextant Park  
Neptune Close  
Rochester  
Kent  
England  
ME2 4LU

T +44 (0)1634 724224  
F +44 (0)1634 724234  
E [info@classicfilters.com](mailto:info@classicfilters.com)  
W [www.classicfilters.com](http://www.classicfilters.com)

## Follow Us



[http://www.linkedin.com/company/classic-filters-ltd.](http://www.linkedin.com/company/classic-filters-ltd)



<http://www.twitter.com/classicfilters>