

Filter Elements

How to Select the Filter Element

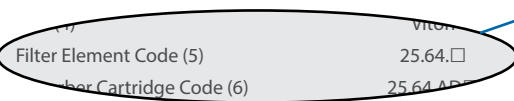
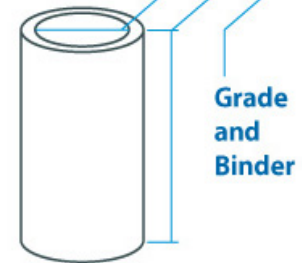
1) Select the Size of the Filter Element

Filter Elements have a part number arranged in three sections, for example 25.64.5K

The first part refers to the nominal inside diameter (mm), the second figure refers to the overall length (mm) and the third part is the designation for the type and grade.

Are you using a Filter Housing?

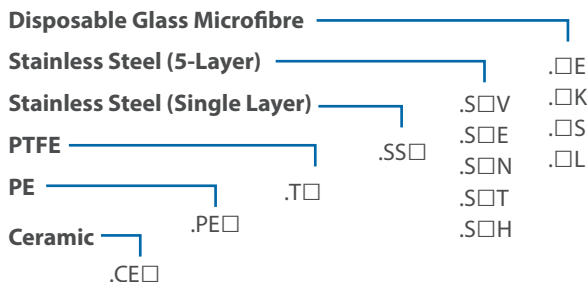
Check the data sheet for the Filter Housing to find which Filter Element size is required. In this example we are using the SS215.221 Filter Housing so the Filter Element size will be 25.64. □

[illegible]

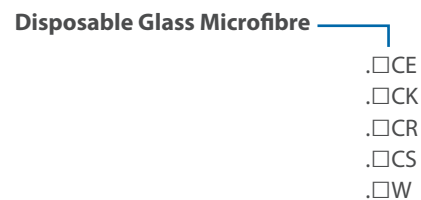
2) Select the Type of Filter Element

Is the application for solid particulate removal, or do you need to separate liquid from gases (coalescing)?

Particulate Types



Coalescing Types




3) Select the Grade of Filter Element

Refer to the following Filter Element data sheets to select the grade required.

These are examples of the filter elements with the grade selected -

Particulate Grades



Coalescing Grades





Contact Us

Classic Filters Ltd.
Sextant Park
Neptune Close
Rochester
Kent
England
ME2 4LU

T +44 (0)1634 724224
F +44 (0)1634 724234
E info@classicfilters.com
W www.classicfilters.com

Follow Us



<http://www.linkedin.com/company/classic-filters-ltd.>



<http://www.twitter.com/classicfilters>